

DUT: Tablet PC; Type: PMID7102DC;

Communication System: GSM bands; Frequency: 836.6 MHz; Duty Cycle: 1:8

Medium parameters used: $f = 836.6$ MHz; $\sigma = 0.91$ mho/m; $\epsilon_r = 41.59$; $\rho = 1000$ kg/m³

Phantom section: Left Section

DASY4 Configuration:

- Probe: EX3DV4 – SN7382; ConvF(10.50, 10.50, 10.50); Calibrated: 26/10/2016
- Sensor-Surface: 4mm (Mechanical Surface Detection)
- Electronics: DAE – SN772; Calibrated: 25/10/2016
- Phantom: TWIN SAM; Type: Twin SAM V5.0; Serial: 1909
- Measurement SW: DASY4, V4.5 Build 19; Postprocessing SW: SEMCAD, V1.8 Build 145

Left head cheek/GSM 850 Mid/Area Scan (101x121x1): Measurement grid: dx=10mm, dy=10mm

Maximum value of SAR (interpolated) = 0.617 mW/g

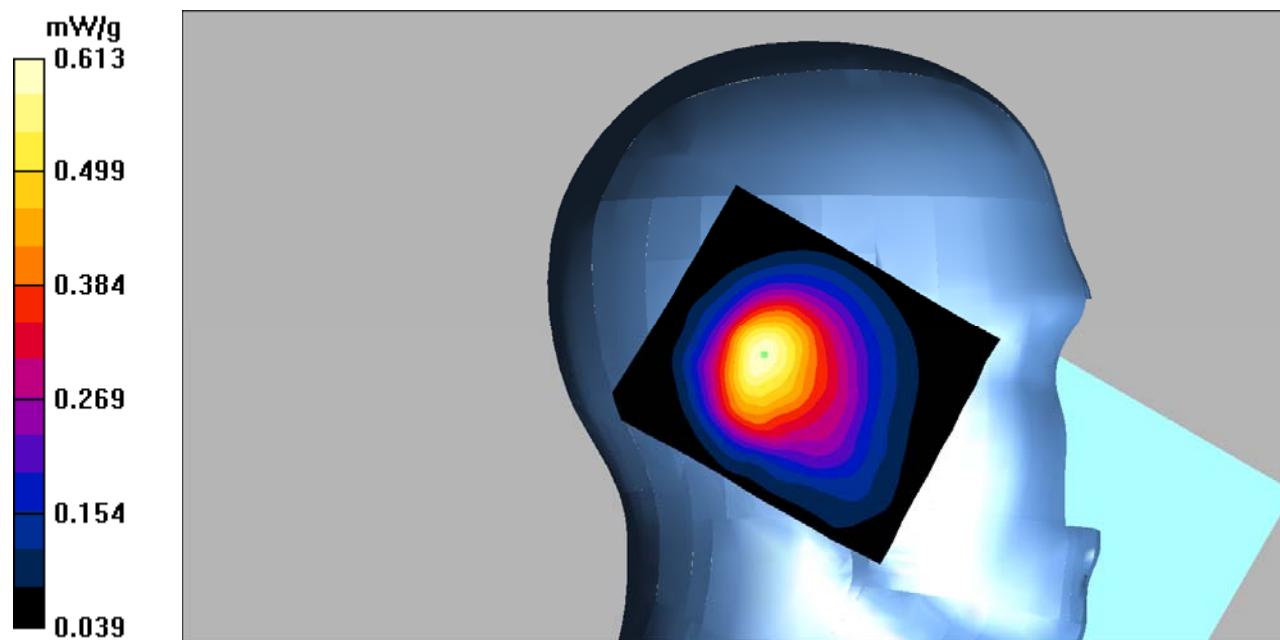
Left head cheek/GSM 850 Mid/Zoom Scan (7x7x7)/Cube 0: Measurement grid: dx=5mm, dy=5mm, dz=5mm

Reference Value = 24.5 V/m; Power Drift = -0.153 dB

Peak SAR (extrapolated) = 0.929 W/kg

SAR(1 g) = 0.564 mW/g; SAR(10 g) = 0.361 mW/g

Maximum value of SAR (measured) = 0.613 mW/g



DUT: Tablet PC; Type: PMID7102DC;

Communication System: GSM bands; Frequency: 836.6 MHz; Duty Cycle: 1:8

Medium parameters used: $f = 836.6$ MHz; $\sigma = 0.91$ mho/m; $\epsilon_r = 41.59$; $\rho = 1000$ kg/m³

Phantom section: Left Section

DASY4 Configuration:

- Probe: EX3DV4 – SN7382; ConvF(10.50, 10.50, 10.50); Calibrated: 26/10/2016
- Sensor-Surface: 4mm (Mechanical Surface Detection)
- Electronics: DAE – SN772; Calibrated: 25/10/2016
- Phantom: TWIN SAM; Type: Twin SAM V5.0; Serial: 1909
- Measurement SW: DASY4, V4.5 Build 19; Postprocessing SW: SEMCAD, V1.8 Build 145

Left head tilt/GSM 850 Mid/Area Scan (101x121x1): Measurement grid: dx=10mm, dy=10mm

Maximum value of SAR (interpolated) = 0.528 mW/g

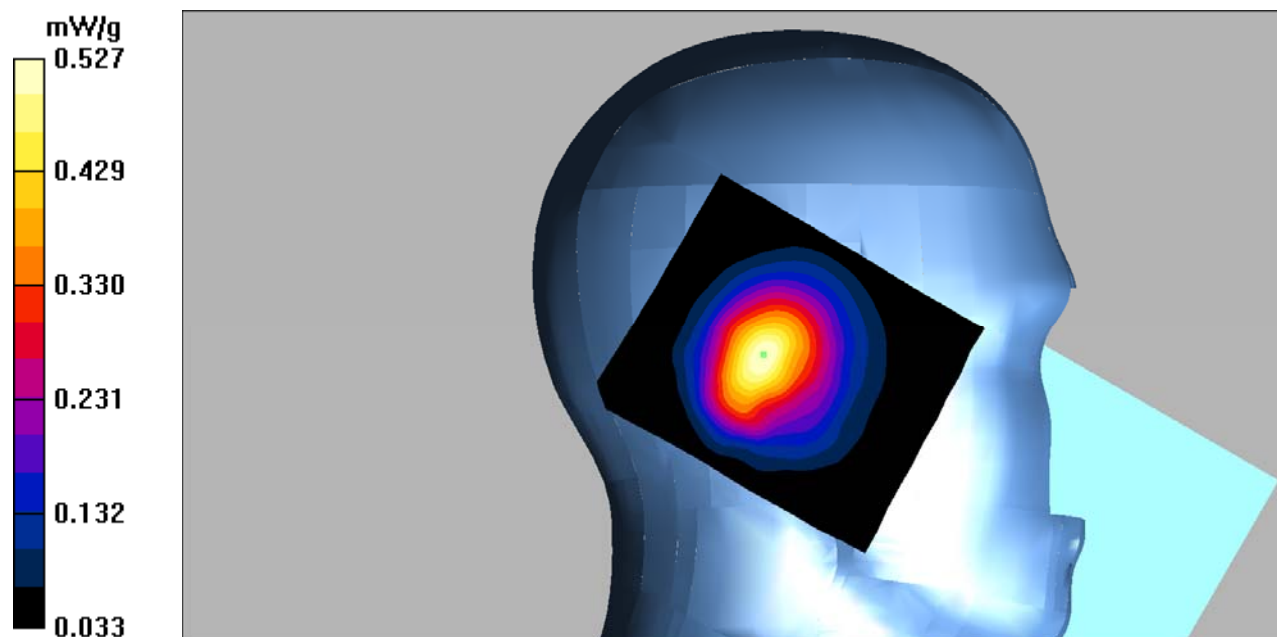
Left head tilt/GSM 850 Mid/Zoom Scan (7x7x7)/Cube 0: Measurement grid: dx=5mm, dy=5mm, dz=5mm

Reference Value = 24.1 V/m; Power Drift = 0.01 dB

Peak SAR (extrapolated) = 0.795 W/kg

SAR(1 g) = 0.491 mW/g; SAR(10 g) = 0.303 mW/g

Maximum value of SAR (measured) = 0.527 mW/g



DUT: Tablet PC; Type: PMID7102DC;

Communication System: GSM bands; Frequency: 836.6 MHz; Duty Cycle: 1:8

Medium parameters used: $f = 836.6$ MHz; $\sigma = 0.91$ mho/m; $\epsilon_r = 41.59$; $\rho = 1000$ kg/m³

Phantom section: Right Section

DASY4 Configuration:

- Probe: EX3DV4 – SN7382; ConvF(10.50, 10.50, 10.50); Calibrated: 26/10/2016
- Sensor-Surface: 4mm (Mechanical Surface Detection)
- Electronics: DAE – SN772; Calibrated: 25/10/2016
- Phantom: TWIN SAM; Type: Twin SAM V5.0; Serial: 1909
- Measurement SW: DASY4, V4.5 Build 19; Postprocessing SW: SEMCAD, V1.8 Build 145

Right head cheek/GSM 850 Mid/Area Scan (101x121x1): Measurement grid: dx=10mm, dy=10mm

Maximum value of SAR (interpolated) = 0.676 mW/g

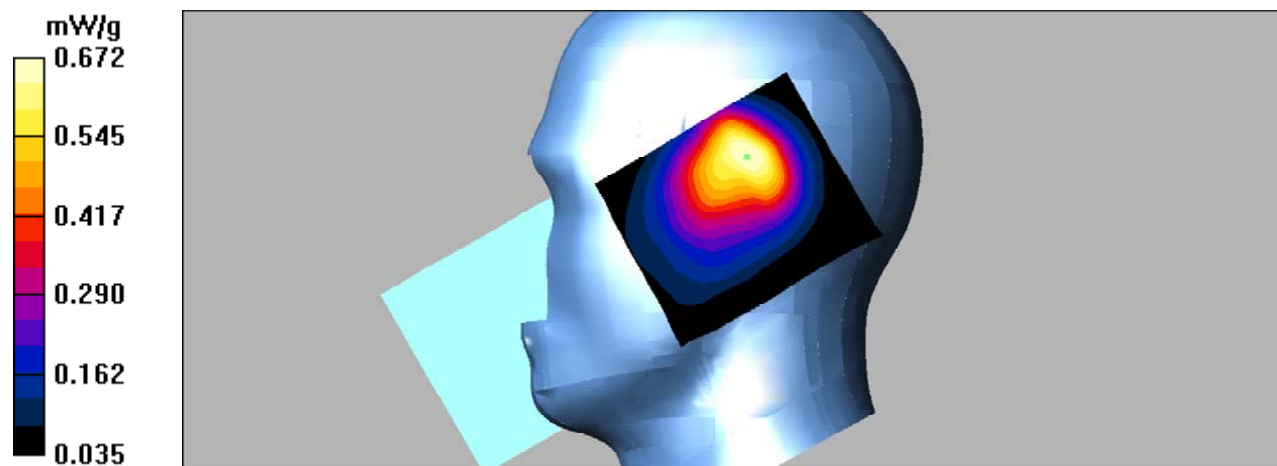
Right head cheek/GSM 850 Mid/Zoom Scan (7x7x7)/Cube 0: Measurement grid: dx=5mm, dy=5mm, dz=5mm

Reference Value = 21.3 V/m; Power Drift = 0.081 dB

Peak SAR (extrapolated) = 1.08 W/kg

SAR(1 g) = 0.631 mW/g; SAR(10 g) = 0.407 mW/g

Maximum value of SAR (measured) = 0.672 mW/g



DUT: Tablet PC; Type: PMID7102DC;

Communication System: GSM bands; Frequency: 836.6 MHz; Duty Cycle: 1:8

Medium parameters used: $f = 836.6$ MHz; $\sigma = 0.91$ mho/m; $\epsilon_r = 41.59$; $\rho = 1000$ kg/m³

Phantom section: Right Section

DASY4 Configuration:

- Probe: EX3DV4 – SN7382; ConvF(10.50, 10.50, 10.50); Calibrated: 26/10/2016
- Sensor-Surface: 4mm (Mechanical Surface Detection)
- Electronics: DAE – SN772; Calibrated: 25/10/2016
- Phantom: TWIN SAM; Type: Twin SAM V5.0; Serial: 1909
- Measurement SW: DASY4, V4.5 Build 19; Postprocessing SW: SEMCAD, V1.8 Build 145

Right head tilt/GSM 850 Mid/Area Scan (101x121x1): Measurement grid: dx=10mm, dy=10mm

Maximum value of SAR (interpolated) = 0.590 mW/g

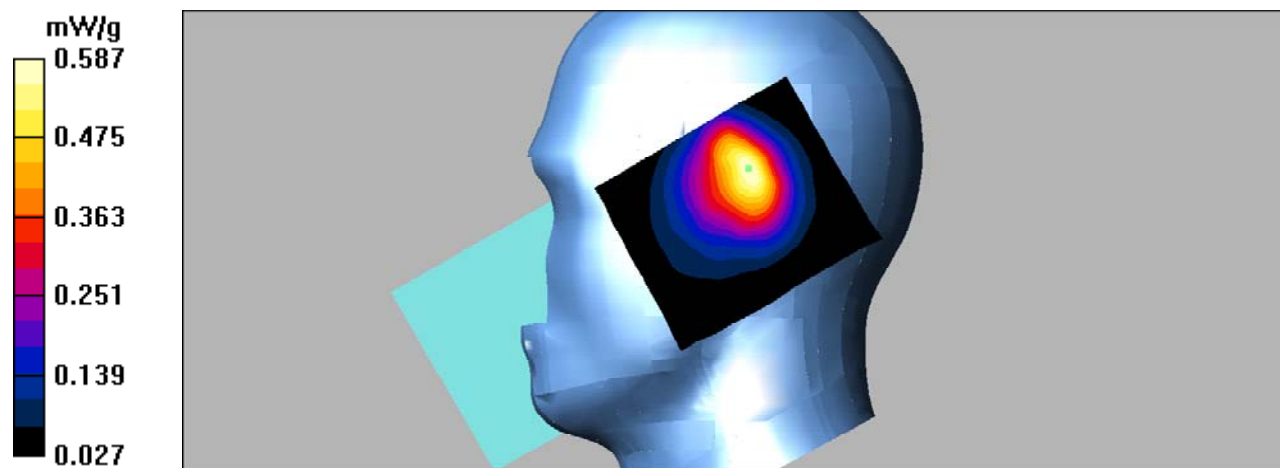
Right head tilt/GSM 850 Mid/Zoom Scan (7x7x7)/Cube 0: Measurement grid: dx=5mm, dy=5mm, dz=5mm

Reference Value = 22.2 V/m; Power Drift = -0.027 dB

Peak SAR (extrapolated) = 0.968 W/kg

SAR(1 g) = 0.544 mW/g; SAR(10 g) = 0.329 mW/g

Maximum value of SAR (measured) = 0.587 mW/g



DUT: Tablet PC; Type: PMID7102DC;

Communication System: GSM bands; Frequency: 824.2 MHz; Duty Cycle: 1:8

Medium parameters used: $f = 824.2$ MHz; $\sigma = 0.98$ mho/m; $\epsilon_r = 54.32$; $\rho = 1000$ kg/m³

Phantom section: Flat Section

DASY4 Configuration:

- Probe: EX3DV4 – SN7382; ConvF(10.54, 10.54, 10.54); Calibrated: 26/10/2016
- Sensor-Surface: 4mm (Mechanical Surface Detection)
- Electronics: DAE – SN772; Calibrated: 25/10/2016
- Phantom: TWIN SAM; Type: Twin SAM V5.0; Serial: 1909
- Measurement SW: DASY4, V4.5 Build 19; Postprocessing SW: SEMCAD, V1.8 Build 145

Body worn/GSM 850 low/Area Scan (121x121x1): Measurement grid: dx=10mm, dy=10mm

Maximum value of SAR (interpolated) = 1.22 mW/g

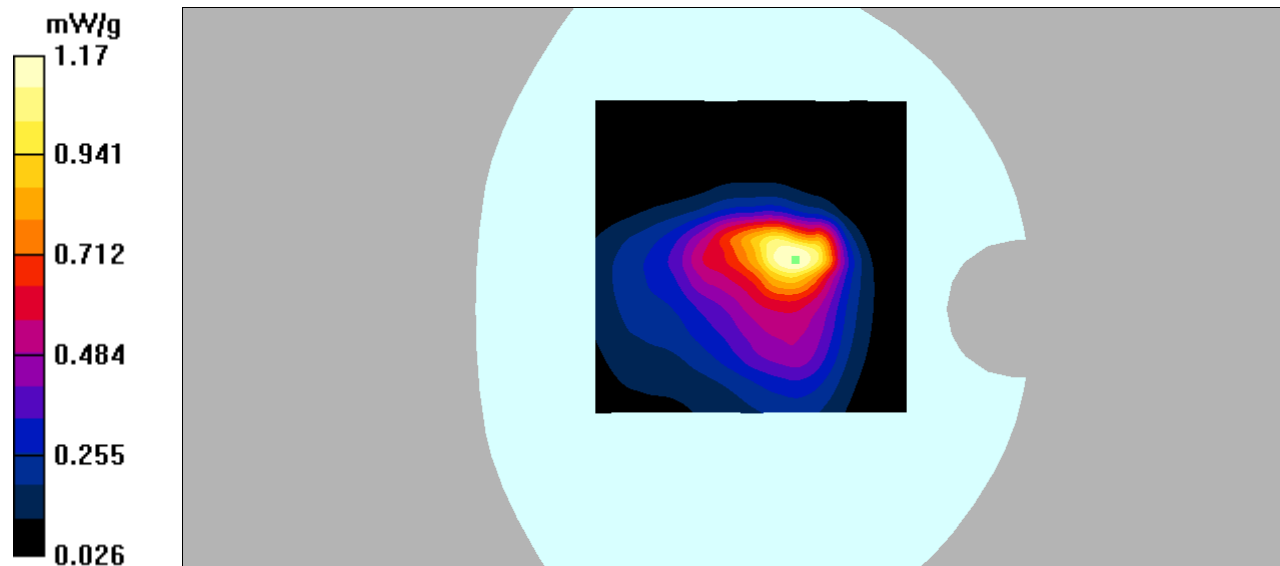
Body worn/GSM 850 low/Zoom Scan (7x7x7)/Cube 0: Measurement grid: dx=5mm, dy=5mm, dz=5mm

Reference Value = 22.6 V/m; Power Drift = 0.046 dB

Peak SAR (extrapolated) = 3.25 W/kg

SAR(1 g) = 1.02 mW/g; SAR(10 g) = 0.634 mW/g

Maximum value of SAR (measured) = 1.17 mW/g



DUT: Tablet PC; Type: PMID7102DC;

Communication System: GSM bands; Frequency: 836.6 MHz; Duty Cycle: 1:8

Medium parameters used: $f = 836.6$ MHz; $\sigma = 0.98$ mho/m; $\epsilon_r = 54.27$; $\rho = 1000$ kg/m³

Phantom section: Flat Section

DASY4 Configuration:

- Probe: EX3DV4 – SN7382; ConvF(10.54, 10.54, 10.54); Calibrated: 26/10/2016
- Sensor-Surface: 4mm (Mechanical Surface Detection)
- Electronics: DAE – SN772; Calibrated: 25/10/2016
- Phantom: TWIN SAM; Type: Twin SAM V5.0; Serial: 1909
- Measurement SW: DASY4, V4.5 Build 19; Postprocessing SW: SEMCAD, V1.8 Build 145

Body worn/GSM 850 Mid/Area Scan (121x121x1): Measurement grid: dx=10mm, dy=10mm

Maximum value of SAR (interpolated) = 1.25 mW/g

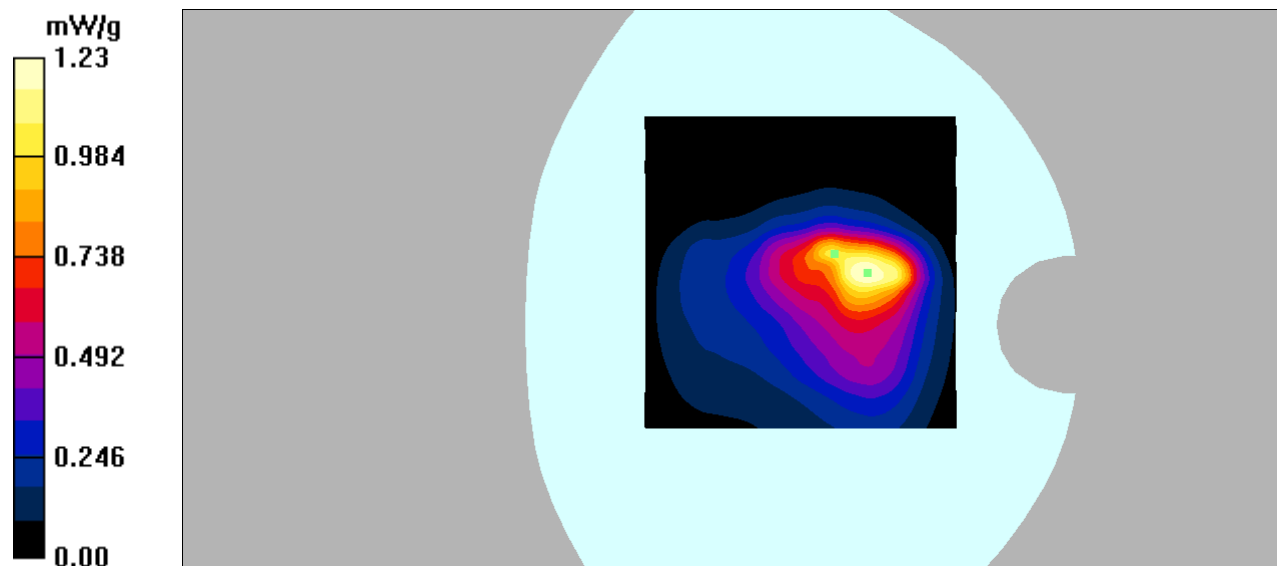
Body worn/GSM 850 Mid/Zoom Scan (7x7x7)/Cube 0: Measurement grid: dx=5mm, dy=5mm, dz=5mm

Reference Value = 21.2 V/m; Power Drift = 0.072 dB

Peak SAR (extrapolated) = 2.64 W/kg

SAR(1 g) = 1.05 mW/g; SAR(10 g) = 0.628 mW/g

Maximum value of SAR (measured) = 1.23 mW/g



DUT: Tablet PC; Type: PMID7102DC;

Communication System: GSM bands; Frequency: 848.8 MHz; Duty Cycle: 1:8

Medium parameters used: $f = 848.8$ MHz; $\sigma = 1$ mho/m; $\epsilon_r = 54.61$; $\rho = 1000$ kg/m³

Phantom section: Flat Section

DASY4 Configuration:

- Probe: EX3DV4 – SN7382; ConvF(10.54, 10.54, 10.54); Calibrated: 26/10/2016
- Sensor-Surface: 4mm (Mechanical Surface Detection)
- Electronics: DAE – SN772; Calibrated: 25/10/2016
- Phantom: TWIN SAM; Type: Twin SAM V5.0; Serial: 1909
- Measurement SW: DASY4, V4.5 Build 19; Postprocessing SW: SEMCAD, V1.8 Build 145

Body worn/GSM 850 high/Area Scan (121x121x1): Measurement grid: dx=10mm, dy=10mm

Maximum value of SAR (interpolated) = 1.19 mW/g

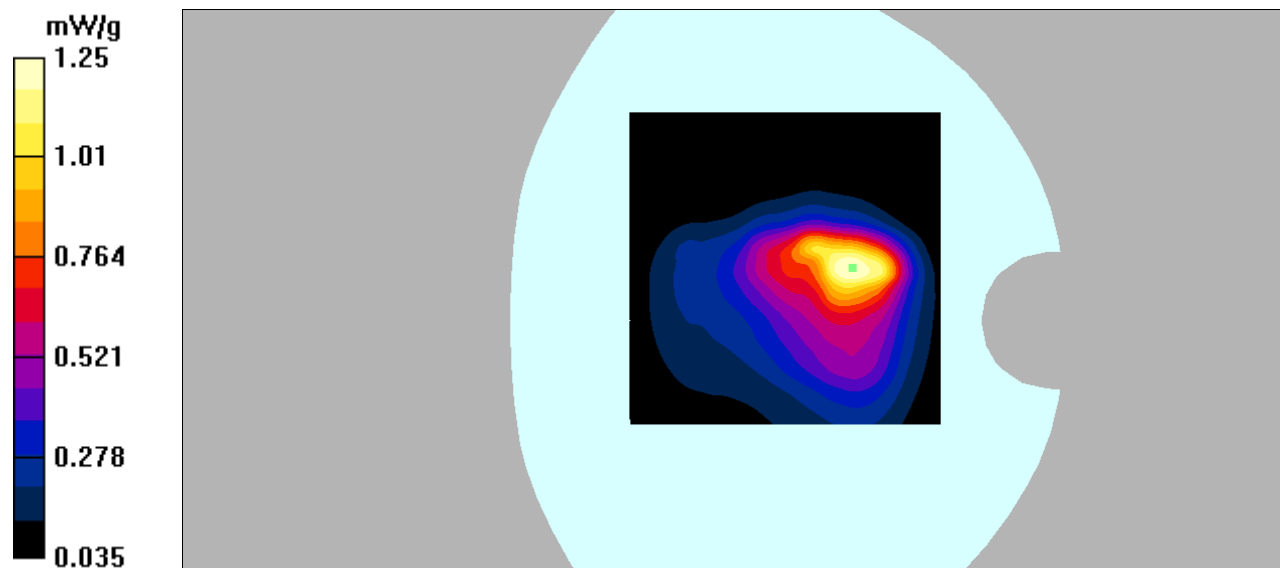
Body worn/GSM 850 high/Zoom Scan (7x7x7)/Cube 0: Measurement grid: dx=5mm, dy=5mm, dz=5mm

Reference Value = 21.6 V/m; Power Drift = -0.106 dB

Peak SAR (extrapolated) = 2.79 W/kg

SAR(1 g) = 1.06 mW/g; SAR(10 g) = 0.622 mW/g

Maximum value of SAR (measured) = 1.25 mW/g



DUT: Tablet PC; Type: PMID7102DC;

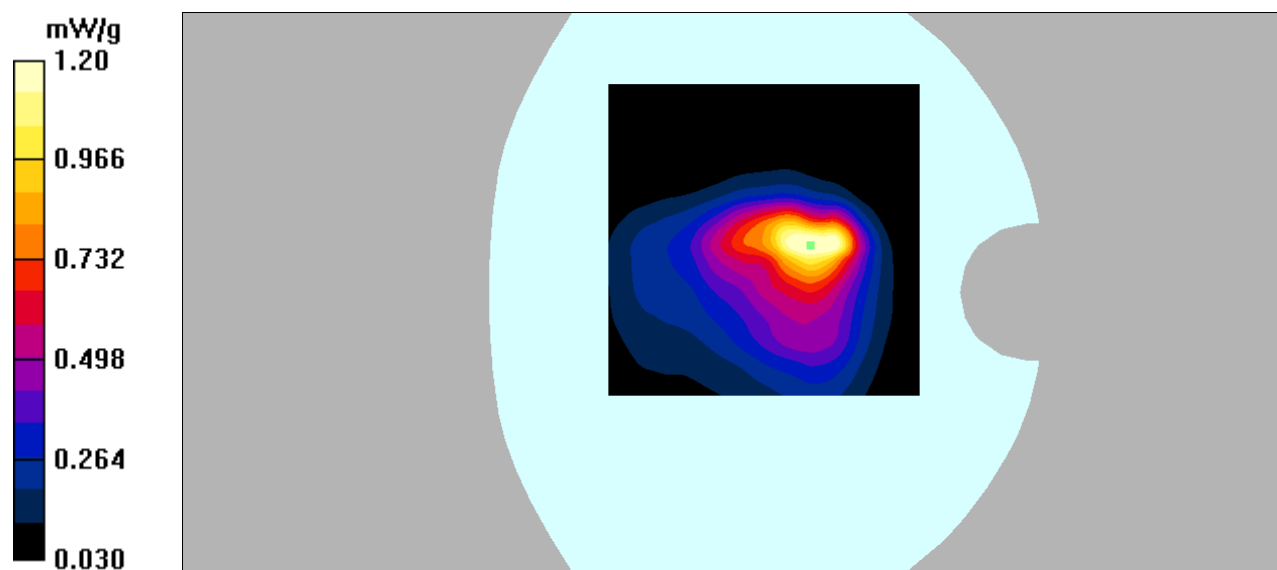
Communication System: GPRS bands-4slots; Frequency: 824.2 MHz; Duty Cycle: 1:2
Medium parameters used: $f = 824.2$ MHz; $\sigma = 0.98$ mho/m; $\epsilon_r = 54.32$; $\rho = 1000$ kg/m³
Phantom section: Flat Section

DASY4 Configuration:

- Probe: EX3DV4 – SN7382; ConvF(10.54, 10.54, 10.54); Calibrated: 26/10/2016
- Sensor-Surface: 4mm (Mechanical Surface Detection)
- Electronics: DAE – SN772; Calibrated: 25/10/2016
- Phantom: TWIN SAM; Type: Twin SAM V5.0; Serial: 1909
- Measurement SW: DASY4, V4.5 Build 19; Postprocessing SW: SEMCAD, V1.8 Build 145

Hotspot Back/GPRS 850 Low/Area Scan (121x121x1): Measurement grid: dx=10mm, dy=10mm
Maximum value of SAR (interpolated) = 1.26 mW/g

Hotspot Back/GPRS 850 Low/Zoom Scan (7x7x7)/Cube 0: Measurement grid: dx=5mm, dy=5mm, dz=5mm
Reference Value = 22.8 V/m; Power Drift = -0.045 dB
Peak SAR (extrapolated) = 2.65 W/kg
SAR(1 g) = 1.11 mW/g; SAR(10 g) = 0.589 mW/g
Maximum value of SAR (measured) = 1.20 mW/g



DUT: Tablet PC; Type: PMID7102DC;

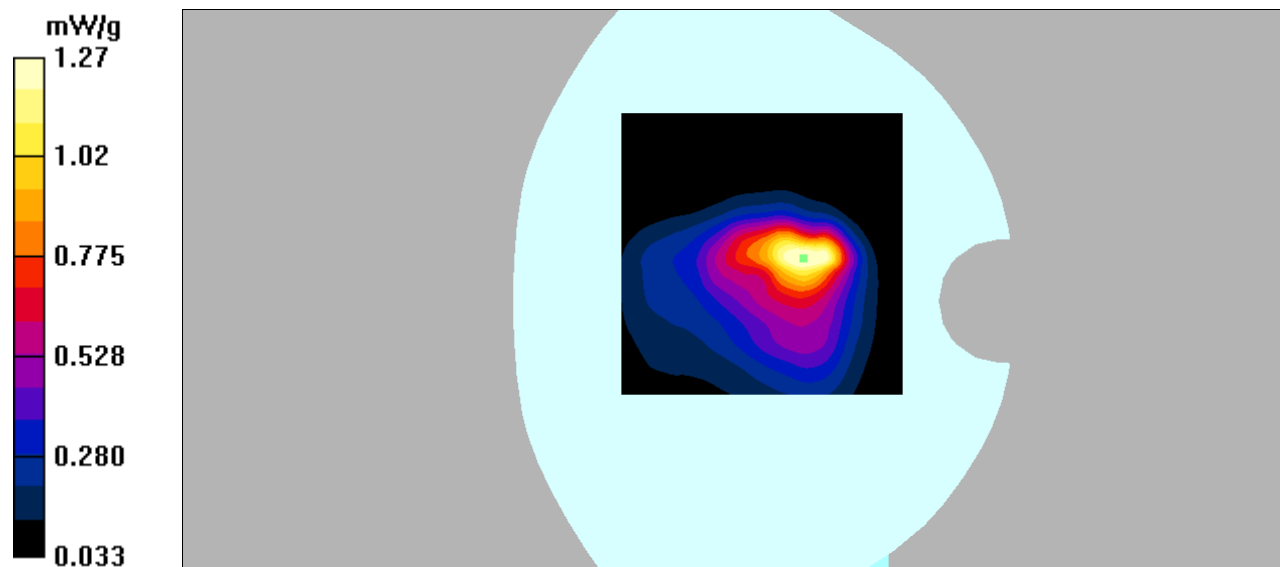
Communication System: GPRS bands-4slots; Frequency: 836.6 MHz; Duty Cycle: 1:2
Medium parameters used: $f = 836.6$ MHz; $\sigma = 0.98$ mho/m; $\epsilon_r = 54.27$; $\rho = 1000$ kg/m³
Phantom section: Flat Section

DASY4 Configuration:

- Probe: EX3DV4 – SN7382; ConvF(10.54, 10.54, 10.54); Calibrated: 26/10/2016
- Sensor-Surface: 4mm (Mechanical Surface Detection)
- Electronics: DAE – SN772; Calibrated: 25/10/2016
- Phantom: TWIN SAM; Type: Twin SAM V5.0; Serial: 1909
- Measurement SW: DASY4, V4.5 Build 19; Postprocessing SW: SEMCAD, V1.8 Build 145

Hotspot Back/GPRS 850 Mid/Area Scan (121x121x1): Measurement grid: dx=10mm, dy=10mm
Maximum value of SAR (interpolated) = 1.32 mW/g

Hotspot Back/GPRS 850 Mid/Zoom Scan (7x7x7)/Cube 0: Measurement grid: dx=5mm, dy=5mm, dz=5mm
Reference Value = 23.5 V/m; Power Drift = -0.013 dB
Peak SAR (extrapolated) = 2.71 W/kg
SAR(1 g) = 1.12 mW/g; SAR(10 g) = 0.614 mW/g
Maximum value of SAR (measured) = 1.27 mW/g



DUT: Tablet PC; Type: PMID7102DC;

Communication System: GPRS bands-4slots; Frequency: 848.8 MHz; Duty Cycle: 1:2

Medium parameters used: $f = 848.8$ MHz; $\sigma = 1$ mho/m; $\epsilon_r = 54.61$; $\rho = 1000$ kg/m³

Phantom section: Flat Section

DASY4 Configuration:

- Probe: EX3DV4 – SN7382; ConvF(10.54, 10.54, 10.54); Calibrated: 26/10/2016
- Sensor-Surface: 4mm (Mechanical Surface Detection)
- Electronics: DAE – SN772; Calibrated: 25/10/2016
- Phantom: TWIN SAM; Type: Twin SAM V5.0; Serial: 1909
- Measurement SW: DASY4, V4.5 Build 19; Postprocessing SW: SEMCAD, V1.8 Build 145

Hotspot Back/GPRS 850 High/Area Scan (121x121x1): Measurement grid: dx=10mm, dy=10mm

Maximum value of SAR (interpolated) = 1.30 mW/g

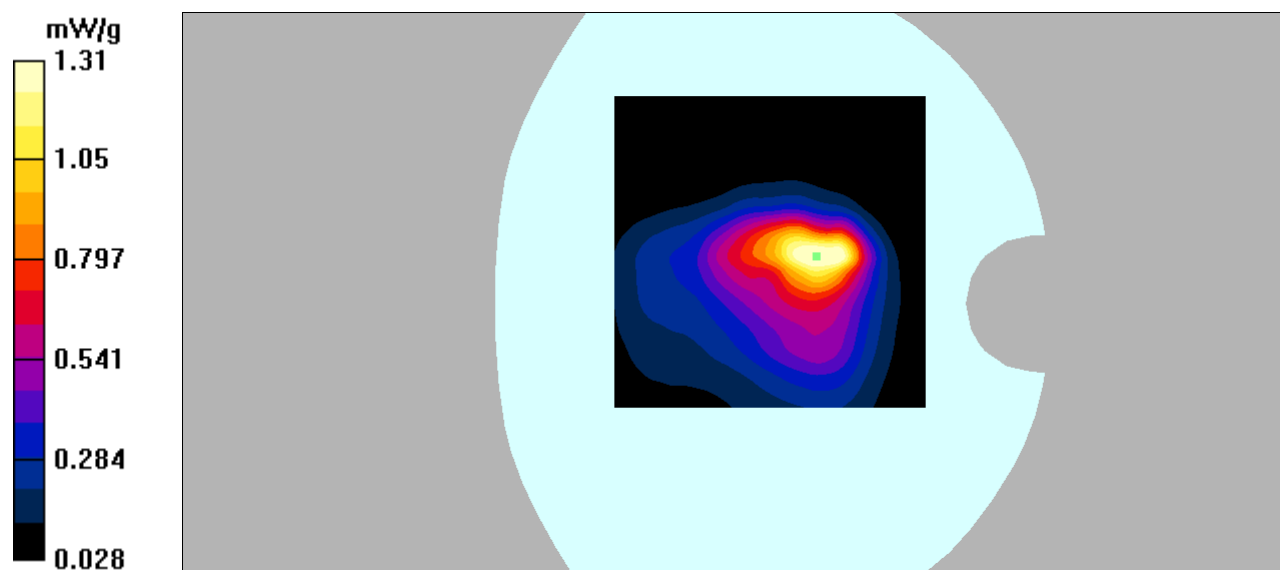
Hotspot Back/GPRS 850 High/Zoom Scan (7x7x7)/Cube 0: Measurement grid: dx=5mm, dy=5mm, dz=5mm

Reference Value = 22.9 V/m; Power Drift = -0.120 dB

Peak SAR (extrapolated) = 3.09 W/kg

SAR(1 g) = 1.17 mW/g; SAR(10 g) = 0.666 mW/g

Maximum value of SAR (measured) = 1.31 mW/g



DUT: Tablet PC; Type: PMID7102DC;

Communication System: GPRS bands-4slots; Frequency: 836.6 MHz; Duty Cycle: 1:2

Medium parameters used: $f = 836.6$ MHz; $\sigma = 0.98$ mho/m; $\epsilon_r = 54.27$; $\rho = 1000$ kg/m³

Phantom section: Flat Section

DASY4 Configuration:

- Probe: EX3DV4 – SN7382; ConvF(10.54, 10.54, 10.54); Calibrated: 26/10/2016
- Sensor-Surface: 4mm (Mechanical Surface Detection)
- Electronics: DAE – SN772; Calibrated: 25/10/2016
- Phantom: TWIN SAM; Type: Twin SAM V5.0; Serial: 1909
- Measurement SW: DASY4, V4.5 Build 19; Postprocessing SW: SEMCAD, V1.8 Build 145

Body Left/GPRS 850 Mid/Area Scan (81x141x1): Measurement grid: dx=10mm, dy=10mm

Maximum value of SAR (interpolated) = 0.316 mW/g

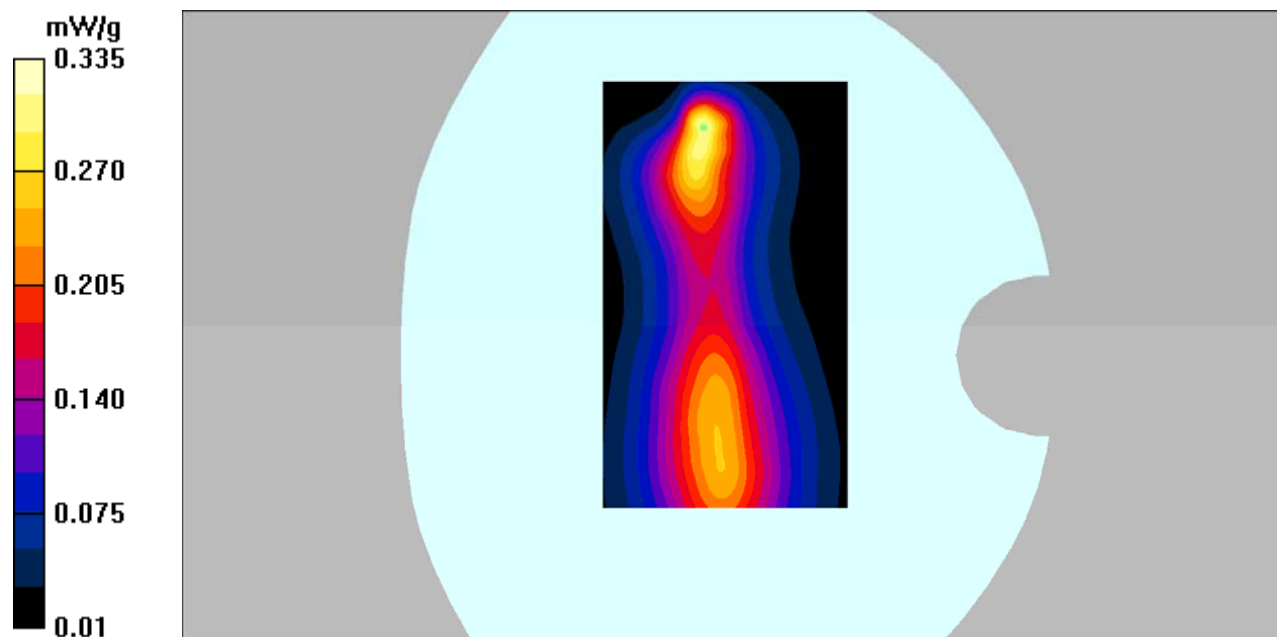
Body Left/GPRS 850 Mid/Zoom Scan (7x7x7)/Cube 0: Measurement grid: dx=5mm, dy=5mm, dz=5mm

Reference Value = 14.8 V/m; Power Drift = -0.308 dB

Peak SAR (extrapolated) = 0.900 W/kg

SAR(1 g) = 0.283 mW/g; SAR(10 g) = 0.140 mW/g

Maximum value of SAR (measured) = 0.335 mW/g



DUT: Tablet PC; Type: PMID7102DC;

Communication System: GPRS bands-4slots; Frequency: 824.2 MHz; Duty Cycle: 1:2

Medium parameters used: $f = 824.2$ MHz; $\sigma = 0.98$ mho/m; $\epsilon_r = 54.32$; $\rho = 1000$ kg/m³

Phantom section: Flat Section

DASY4 Configuration:

- Probe: EX3DV4 – SN7382; ConvF(10.54, 10.54, 10.54); Calibrated: 26/10/2016
- Sensor-Surface: 4mm (Mechanical Surface Detection)
- Electronics: DAE – SN772; Calibrated: 25/10/2016
- Phantom: TWIN SAM; Type: Twin SAM V5.0; Serial: 1909
- Measurement SW: DASY4, V4.5 Build 19; Postprocessing SW: SEMCAD, V1.8 Build 145

Body Top/GPRS 850 Low/Area Scan (61x81x1): Measurement grid: dx=15mm, dy=15mm

Maximum value of SAR (interpolated) = 1.12 mW/g

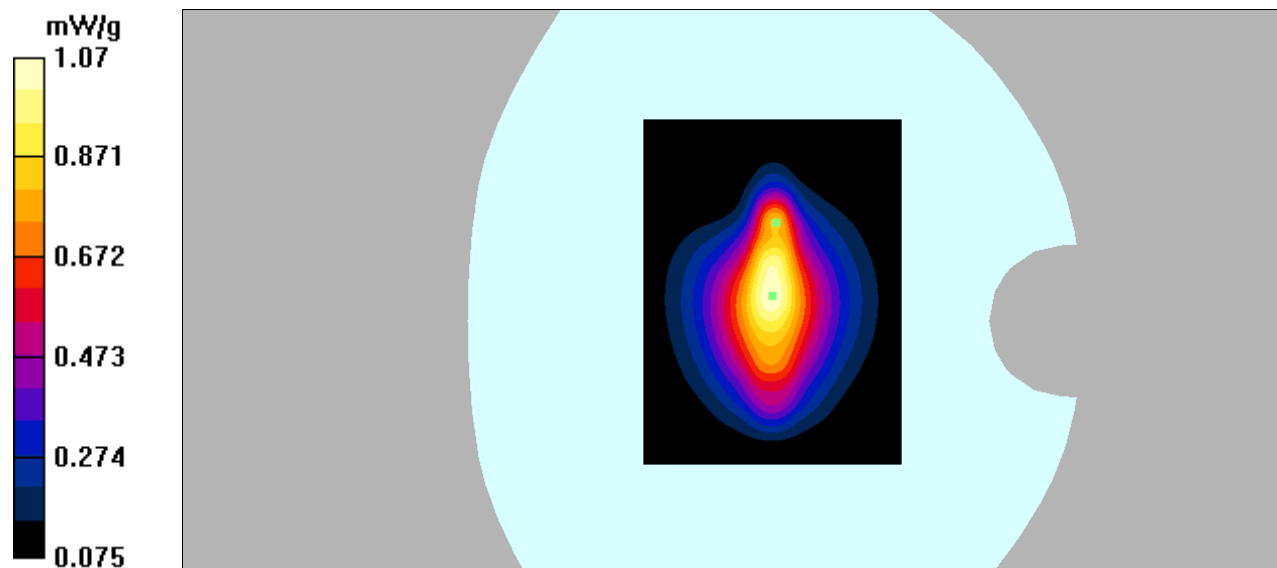
Body Top/GPRS 850 Low/Zoom Scan (7x7x7)/Cube 0: Measurement grid: dx=5mm, dy=5mm, dz=5mm

Reference Value = 31.2 V/m; Power Drift = 0.030 dB

Peak SAR (extrapolated) = 1.82 W/kg

SAR(1 g) = 0.921 mW/g; SAR(10 g) = 0.583 mW/g

Maximum value of SAR (measured) = 1.07 mW/g



DUT: Tablet PC; Type: PMID7102DC;

Communication System: GPRS bands-4slots; Frequency: 836.6 MHz; Duty Cycle: 1:2

Medium parameters used: $f = 836.6$ MHz; $\sigma = 0.98$ mho/m; $\epsilon_r = 54.27$; $\rho = 1000$ kg/m³

Phantom section: Flat Section

DASY4 Configuration:

- Probe: EX3DV4 – SN7382; ConvF(10.54, 10.54, 10.54); Calibrated: 26/10/2016
- Sensor-Surface: 4mm (Mechanical Surface Detection)
- Electronics: DAE – SN772; Calibrated: 25/10/2016
- Phantom: TWIN SAM; Type: Twin SAM V5.0; Serial: 1909
- Measurement SW: DASY4, V4.5 Build 19; Postprocessing SW: SEMCAD, V1.8 Build 145

Body top/GPRS 850 Mid 2/Area Scan (91x121x1): Measurement grid: dx=10mm, dy=10mm

Maximum value of SAR (interpolated) = 1.05 mW/g

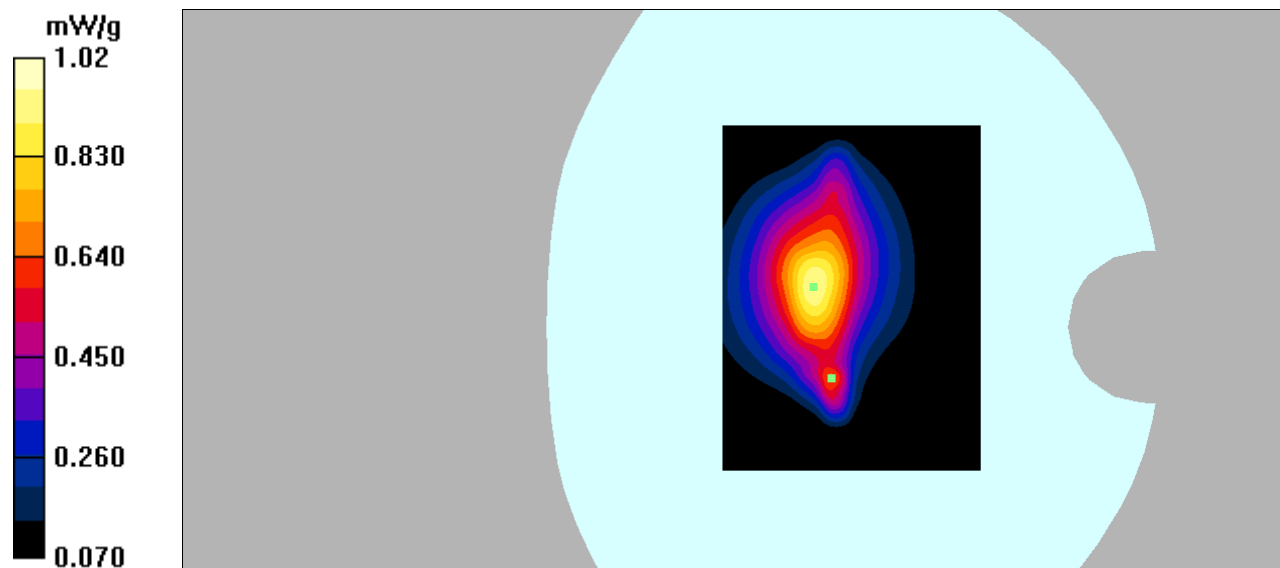
Body top/GPRS 850 Mid 2/Zoom Scan (7x7x7)/Cube 0: Measurement grid: dx=5mm, dy=5mm, dz=5mm

Reference Value = 20.6 V/m; Power Drift = -0.086 dB

Peak SAR (extrapolated) = 1.58 W/kg

SAR(1 g) = 0.951 mW/g; SAR(10 g) = 0.537 mW/g

Maximum value of SAR (measured) = 1.02 mW/g



DUT: Tablet PC; Type: PMID7102DC;

Communication System: GPRS bands-4slots; Frequency: 848.8 MHz; Duty Cycle: 1:2

Medium parameters used: $f = 848.8$ MHz; $\sigma = 1$ mho/m; $\epsilon_r = 54.61$; $\rho = 1000$ kg/m³

Phantom section: Flat Section

DASY4 Configuration:

- Probe: EX3DV4 – SN7382; ConvF(10.54, 10.54, 10.54); Calibrated: 26/10/2016
- Sensor-Surface: 4mm (Mechanical Surface Detection)
- Electronics: DAE – SN772; Calibrated: 25/10/2016
- Phantom: TWIN SAM; Type: Twin SAM V5.0; Serial: 1909
- Measurement SW: DASY4, V4.5 Build 19; Postprocessing SW: SEMCAD, V1.8 Build 145

Body Top/GPRS 850 High/Area Scan (61x81x1): Measurement grid: dx=15mm, dy=15mm

Maximum value of SAR (interpolated) = 1.06 mW/g

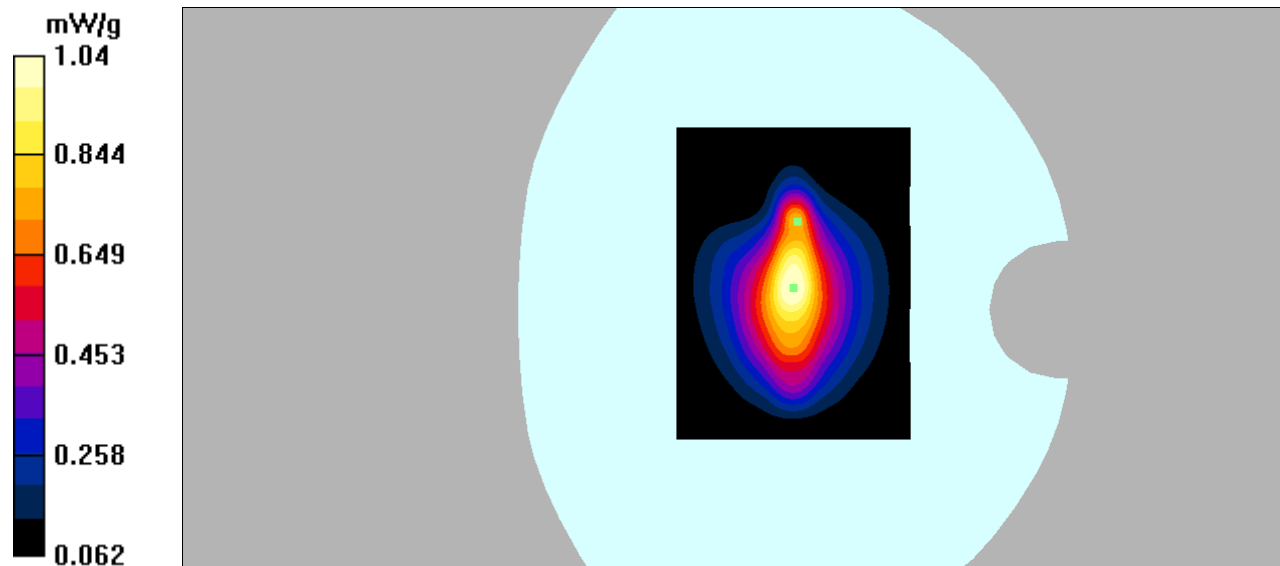
Body Top/GPRS 850 High/Zoom Scan (7x7x7)/Cube 0: Measurement grid: dx=5mm, dy=5mm, dz=5mm

Reference Value = 31.4 V/m; Power Drift = -0.110 dB

Peak SAR (extrapolated) = 1.68 W/kg

SAR(1 g) = 0.936 mW/g; SAR(10 g) = 0.551 mW/g

Maximum value of SAR (measured) = 1.04 mW/g



DUT: Tablet PC; Type: PMID7102DC;

Communication System: GSM bands; Frequency: 1880 MHz; Duty Cycle: 1:8

Medium parameters used: $f = 1880$ MHz; $\sigma = 1.42$ mho/m; $\epsilon_r = 39.56$; $\rho = 1000$ kg/m³

Phantom section: Left Section

DASY4 Configuration:

- Probe: EX3DV4 – SN7382; ConvF(8.71, 8.71, 8.71); Calibrated: 26/10/2016
- Sensor-Surface: 4mm (Mechanical Surface Detection)
- Electronics: DAE – SN772; Calibrated: 25/10/2016
- Phantom: TWIN SAM; Type: Twin SAM V5.0; Serial: 1909
- Measurement SW: DASY4, V4.5 Build 19; Postprocessing SW: SEMCAD, V1.8 Build 145

Left head cheek/GSM 1900 Mid/Area Scan (101x111x1): Measurement grid: dx=10mm, dy=10mm

Maximum value of SAR (interpolated) = 0.118 mW/g

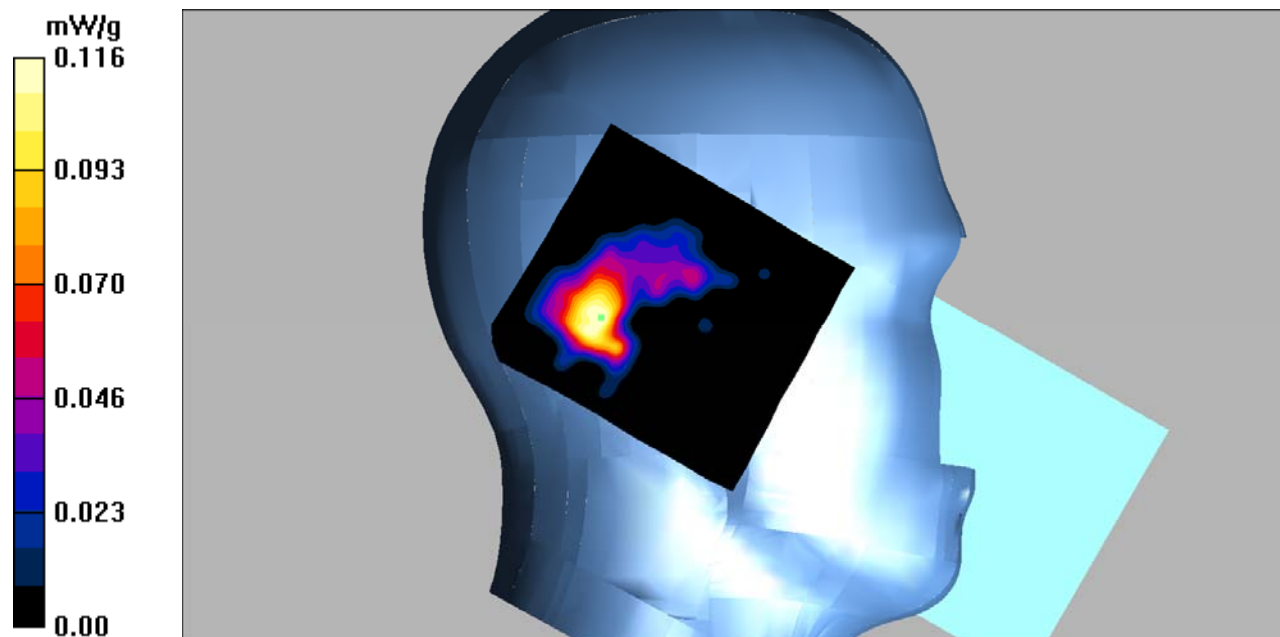
Left head cheek/GSM 1900 Mid/Zoom Scan (7x7x7)/Cube 0: Measurement grid: dx=5mm, dy=5mm, dz=5mm

Reference Value = 3.46 V/m; Power Drift = 1.18 dB

Peak SAR (extrapolated) = 0.469 W/kg

SAR(1 g) = 0.097 mW/g; SAR(10 g) = 0.049 mW/g

Maximum value of SAR (measured) = 0.116 mW/g



DUT: Tablet PC; Type: PMID7102DC;

Communication System: GSM bands; Frequency: 1880 MHz; Duty Cycle: 1:8

Medium parameters used: $f = 1880$ MHz; $\sigma = 1.42$ mho/m; $\epsilon_r = 39.56$; $\rho = 1000$ kg/m³

Phantom section: Left Section

DASY4 Configuration:

- Probe: EX3DV4 – SN7382; ConvF(8.71, 8.71, 8.71); Calibrated: 26/10/2016
- Sensor-Surface: 4mm (Mechanical Surface Detection)
- Electronics: DAE – SN772; Calibrated: 25/10/2016
- Phantom: TWIN SAM; Type: Twin SAM V5.0; Serial: 1909
- Measurement SW: DASY4, V4.5 Build 19; Postprocessing SW: SEMCAD, V1.8 Build 145

Left head tilt/GSM 1900 Mid/Area Scan (101x111x1): Measurement grid: dx=10mm, dy=10mm

Maximum value of SAR (interpolated) = 0.232 mW/g

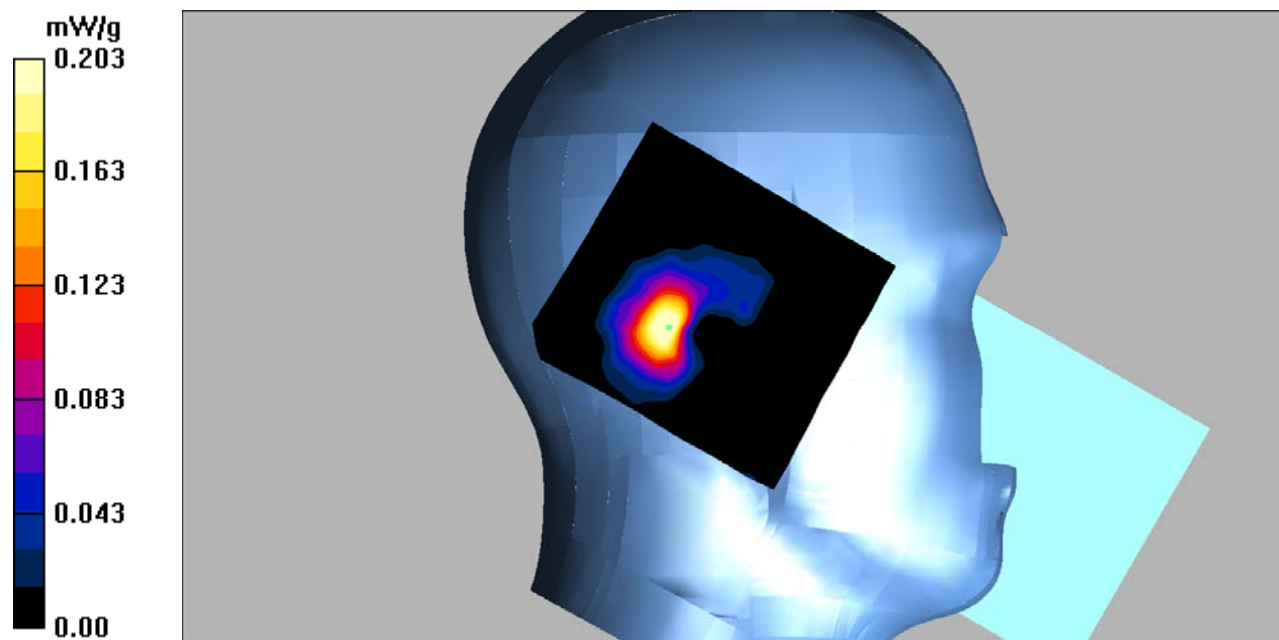
Left head tilt/GSM 1900 Mid/Zoom Scan (7x7x7)/Cube 0: Measurement grid: dx=5mm, dy=5mm, dz=5mm

Reference Value = 5.96 V/m; Power Drift = 0.127 dB

Peak SAR (extrapolated) = 0.338 W/kg

SAR(1 g) = 0.178 mW/g; SAR(10 g) = 0.085 mW/g

Maximum value of SAR (measured) = 0.203 mW/g



DUT: Tablet PC; Type: PMID7102DC;

Communication System: GSM bands; Frequency: 1880 MHz; Duty Cycle: 1:8

Medium parameters used: $f = 1880$ MHz; $\sigma = 1.42$ mho/m; $\epsilon_r = 39.56$; $\rho = 1000$ kg/m³

Phantom section: Right Section

DASY4 Configuration:

- Probe: EX3DV4 – SN7382; ConvF(8.71, 8.71, 8.71); Calibrated: 26/10/2016
- Sensor-Surface: 4mm (Mechanical Surface Detection)
- Electronics: DAE – SN772; Calibrated: 25/10/2016
- Phantom: TWIN SAM; Type: Twin SAM V5.0; Serial: 1909
- Measurement SW: DASY4, V4.5 Build 19; Postprocessing SW: SEMCAD, V1.8 Build 145

Right head cheek/GSM 1900 Mid/Area Scan (101x121x1): Measurement grid: dx=10mm, dy=10mm

Maximum value of SAR (interpolated) = 0.253 mW/g

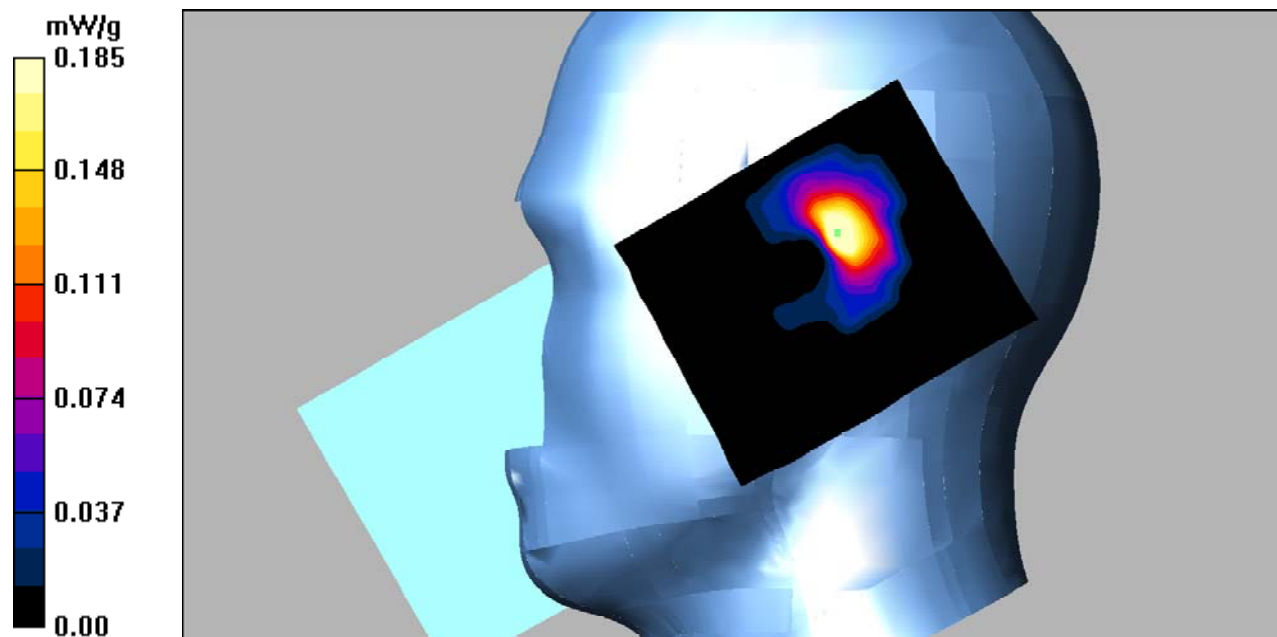
Right head cheek/GSM 1900 Mid/Zoom Scan (7x7x7)/Cube 0: Measurement grid: dx=5mm, dy=5mm, dz=5mm

Reference Value = 7.96 V/m; Power Drift = -0.041 dB

Peak SAR (extrapolated) = 0.343 W/kg

SAR(1 g) = 0.166 mW/g; SAR(10 g) = 0.082 mW/g

Maximum value of SAR (measured) = 0.185 mW/g



DUT: Tablet PC; Type: PMID7102DC;

Communication System: GSM bands; Frequency: 1880 MHz; Duty Cycle: 1:8

Medium parameters used: $f = 1880$ MHz; $\sigma = 1.42$ mho/m; $\epsilon_r = 39.56$; $\rho = 1000$ kg/m³

Phantom section: Right Section

DASY4 Configuration:

- Probe: EX3DV4 – SN7382; ConvF(8.71, 8.71, 8.71); Calibrated: 26/10/2016
- Sensor-Surface: 4mm (Mechanical Surface Detection)
- Electronics: DAE – SN772; Calibrated: 25/10/2016
- Phantom: TWIN SAM; Type: Twin SAM V5.0; Serial: 1909
- Measurement SW: DASY4, V4.5 Build 19; Postprocessing SW: SEMCAD, V1.8 Build 145

Right head tilt/GSM 1900 Mid/Area Scan (101x121x1): Measurement grid: dx=10mm, dy=10mm

Maximum value of SAR (interpolated) = 0.424 mW/g

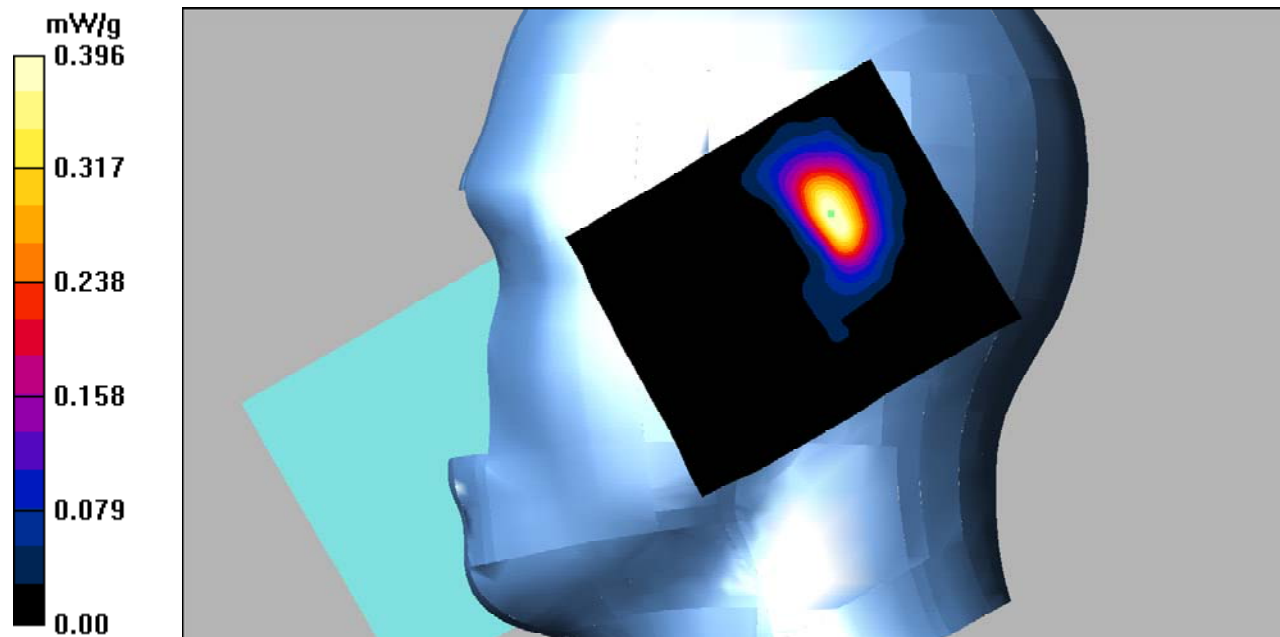
Right head tilt/GSM 1900 Mid/Zoom Scan (7x7x7)/Cube 0: Measurement grid: dx=5mm, dy=5mm, dz=5mm

Reference Value = 4.66 V/m; Power Drift = 0.361 dB

Peak SAR (extrapolated) = 0.686 W/kg

SAR(1 g) = 0.337 mW/g; SAR(10 g) = 0.157 mW/g

Maximum value of SAR (measured) = 0.396 mW/g



DUT: Tablet PC; Type: PMID7102DC;

Communication System: GSM bands; Frequency: 1880 MHz; Duty Cycle: 1:8

Medium parameters used: $f = 1880$ MHz; $\sigma = 1.54$ mho/m; $\epsilon_r = 51.54$; $\rho = 1000$ kg/m³

Phantom section: Flat Section

DASY4 Configuration:

- Probe: EX3DV4 – SN7382; ConvF(8.31, 8.31, 8.31); Calibrated: 26/10/2016
- Sensor-Surface: 4mm (Mechanical Surface Detection)
- Electronics: DAE – SN772; Calibrated: 25/10/2016
- Phantom: TWIN SAM; Type: Twin SAM V5.0; Serial: 1909
- Measurement SW: DASY4, V4.5 Build 19; Postprocessing SW: SEMCAD, V1.8 Build 145

Body worn/GSM 1900 Mid/Area Scan (101x101x1): Measurement grid: dx=10mm, dy=10mm

Maximum value of SAR (interpolated) = 0.494 mW/g

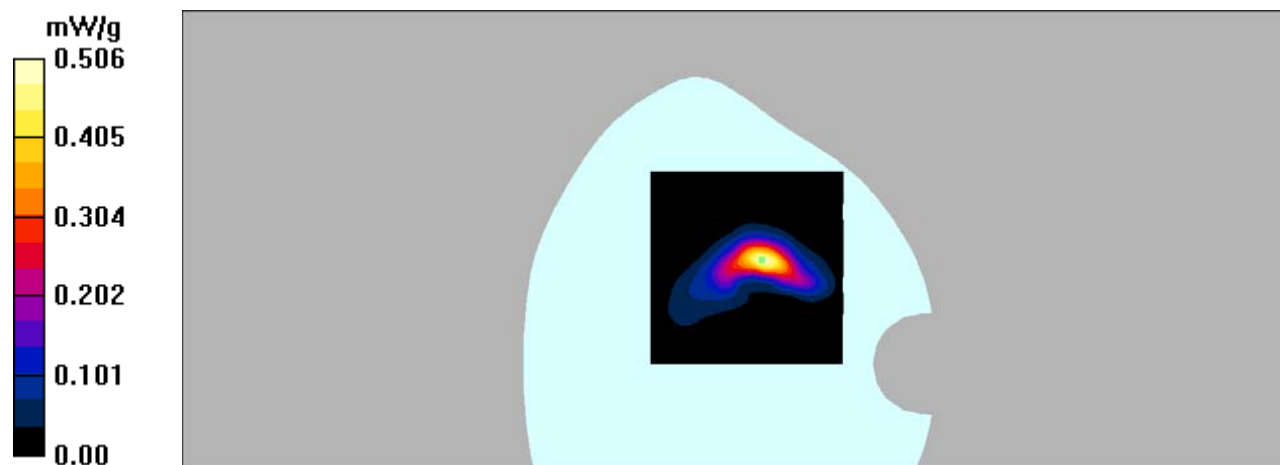
Body worn/GSM 1900 Mid/Zoom Scan (7x7x7)/Cube 0: Measurement grid: dx=5mm, dy=5mm, dz=5mm

Reference Value = 1.60 V/m; Power Drift = -0.278 dB

Peak SAR (extrapolated) = 1.51 W/kg

SAR(1 g) = 0.444 mW/g; SAR(10 g) = 0.162 mW/g

Maximum value of SAR (measured) = 0.506 mW/g



DUT: Tablet PC; Type: PMID7102DC;

Communication System: GPRS bands-4slots; Frequency: 1880 MHz; Duty Cycle: 1:2

Medium parameters used: $f = 1880$ MHz; $\sigma = 1.54$ mho/m; $\epsilon_r = 51.54$; $\rho = 1000$ kg/m³

Phantom section: Flat Section

DASY4 Configuration:

- Probe: EX3DV4 – SN7382; ConvF(8.31, 8.31, 8.31); Calibrated: 26/10/2016
- Sensor-Surface: 4mm (Mechanical Surface Detection)
- Electronics: DAE – SN772; Calibrated: 25/10/2016
- Phantom: TWIN SAM; Type: Twin SAM V5.0; Serial: 1909
- Measurement SW: DASY4, V4.5 Build 19; Postprocessing SW: SEMCAD, V1.8 Build 145

Body Back/GPRS 1900 Mid/Area Scan (101x101x1): Measurement grid: dx=10mm, dy=10mm

Maximum value of SAR (interpolated) = 0.533 mW/g

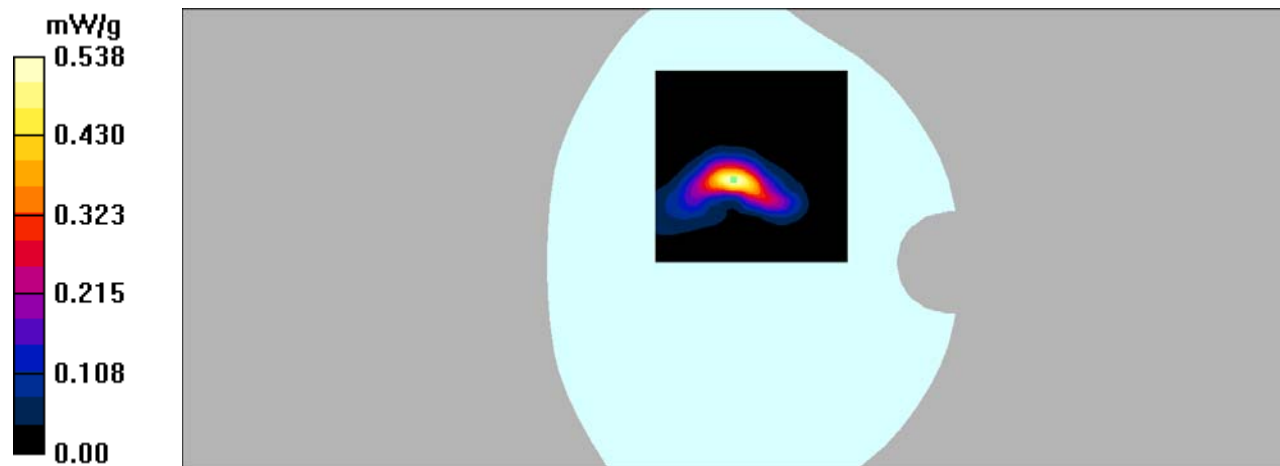
Body Back/GPRS 1900 Mid/Zoom Scan (7x7x7)/Cube 0: Measurement grid: dx=5mm, dy=5mm, dz=5mm

Reference Value = 1.17 V/m; Power Drift = 3.47 dB

Peak SAR (extrapolated) = 1.48 W/kg

SAR(1 g) = 0.453 mW/g; SAR(10 g) = 0.166 mW/g

Maximum value of SAR (measured) = 0.538 mW/g



DUT: Tablet PC; Type: PMID7102DC;

Communication System: GPRS bands-4slots; Frequency: 1880 MHz;Duty Cycle: 1:2

Medium parameters used: $f = 1880$ MHz; $\sigma = 1.54$ mho/m; $\epsilon_r = 51.54$; $\rho = 1000$ kg/m³

Phantom section: Flat Section

DASY4 Configuration:

- Probe: EX3DV4 – SN7382; ConvF(8.31, 8.31, 8.31); Calibrated: 26/10/2016
- Sensor-Surface: 4mm (Mechanical Surface Detection)
- Electronics: DAE – SN772; Calibrated: 25/10/2016
- Phantom: TWIN SAM; Type: Twin SAM V5.0; Serial: 1909
- Measurement SW: DASY4, V4.5 Build 19; Postprocessing SW: SEMCAD, V1.8 Build 145

Body Left/GPRS 1900 Mid/Area Scan (81x121x1): Measurement grid: dx=10mm, dy=10mm

Maximum value of SAR (interpolated) = 0.016 mW/g


Body Left/GPRS 1900 Mid/Zoom Scan (7x7x7)/Cube 0: Measurement grid: dx=5mm, dy=5mm, dz=5mm

Reference Value = 1.60 V/m; Power Drift = 1.13 dB

Peak SAR (extrapolated) = 0.051 W/kg

SAR(1 g) = 0.010 mW/g; SAR(10 g) = 0.00405 mW/g

Maximum value of SAR (measured) = 0.019 mW/g



DUT: Tablet PC; Type: PMID7102DC;

Communication System: GPRS bands-4slots; Frequency: 1850.2 MHz; Duty Cycle: 1:2

Medium parameters used: $f = 1850.2$ MHz; $\sigma = 1.52$ mho/m; $\epsilon_r = 52.07$; $\rho = 1000$ kg/m³

Phantom section: Flat Section

DASY4 Configuration:

- Probe: EX3DV4 – SN7382; ConvF(8.31, 8.31, 8.31); Calibrated: 26/10/2016
- Sensor-Surface: 4mm (Mechanical Surface Detection)
- Electronics: DAE – SN772; Calibrated: 25/10/2016
- Phantom: TWIN SAM; Type: Twin SAM V5.0; Serial: 1909
- Measurement SW: DASY4, V4.5 Build 19; Postprocessing SW: SEMCAD, V1.8 Build 145

Body top/GPRS 1900 low/Area Scan (91x121x1): Measurement grid: dx=10mm, dy=10mm

Maximum value of SAR (interpolated) = 0.928 mW/g

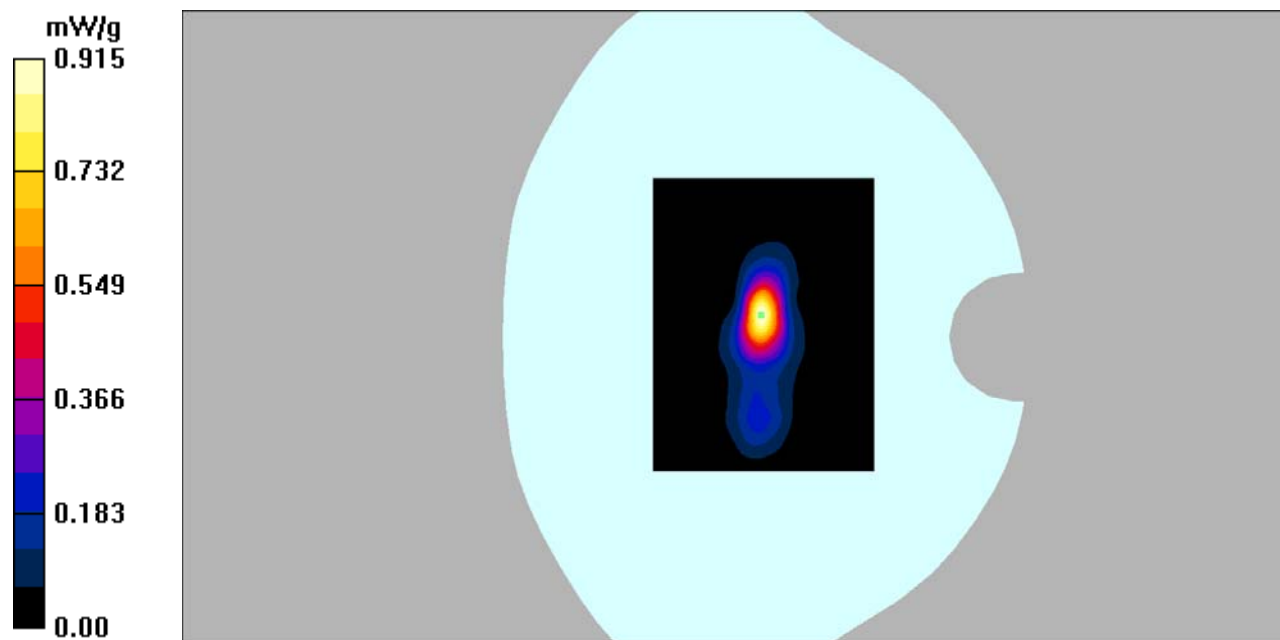
Body top/GPRS 1900 low/Zoom Scan (7x7x7)/Cube 0: Measurement grid: dx=5mm, dy=5mm, dz=5mm

Reference Value = 21.9 V/m; Power Drift = -0.051 dB

Peak SAR (extrapolated) = 1.99 W/kg

SAR(1 g) = 0.754 mW/g; SAR(10 g) = 0.280 mW/g

Maximum value of SAR (measured) = 0.915 mW/g



DUT: Tablet PC; Type: PMID7102DC;

Communication System: GPRS bands-4slots; Frequency: 1880 MHz;Duty Cycle: 1:2

Medium parameters used: $f = 1880$ MHz; $\sigma = 1.54$ mho/m; $\epsilon_r = 51.54$; $\rho = 1000$ kg/m³

Phantom section: Flat Section

DASY4 Configuration:

- Probe: EX3DV4 – SN7382; ConvF(8.31, 8.31, 8.31); Calibrated: 26/10/2016
- Sensor-Surface: 4mm (Mechanical Surface Detection)
- Electronics: DAE – SN772; Calibrated: 25/10/2016
- Phantom: TWIN SAM; Type: Twin SAM V5.0; Serial: 1909
- Measurement SW: DASY4, V4.5 Build 19; Postprocessing SW: SEMCAD, V1.8 Build 145

Body top/GPRS 1900 Mid/Area Scan (91x121x1): Measurement grid: dx=10mm, dy=10mm

Maximum value of SAR (interpolated) = 1.03 mW/g

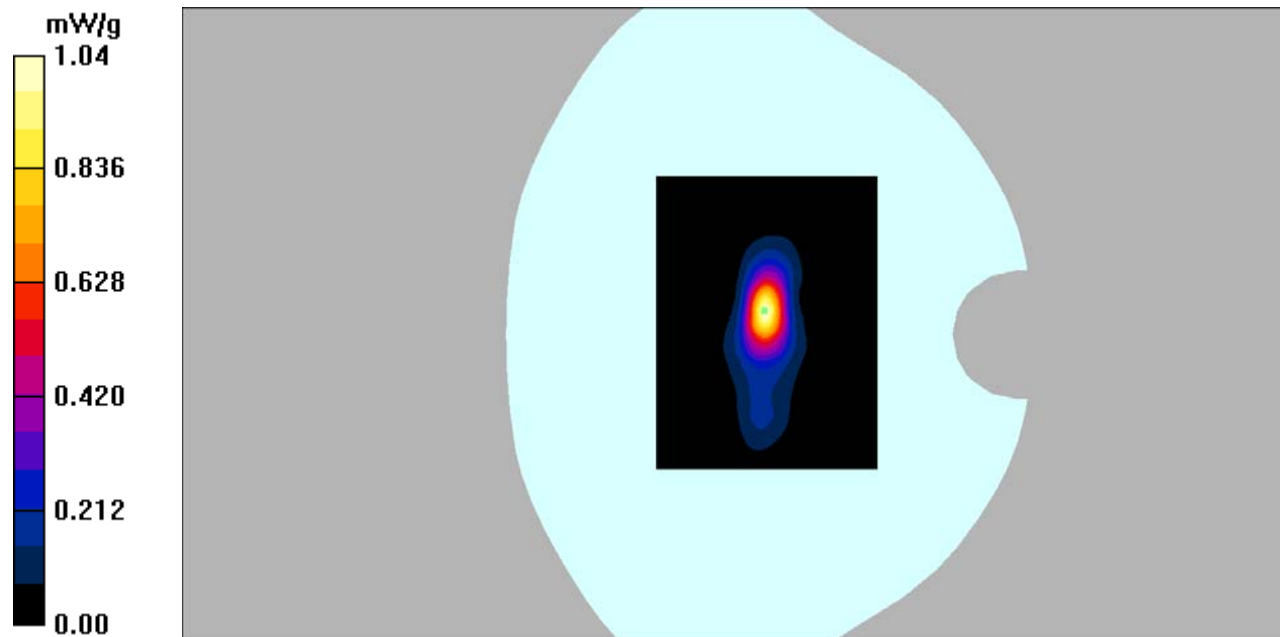
Body top/GPRS 1900 Mid/Zoom Scan (7x7x7)/Cube 0: Measurement grid: dx=5mm, dy=5mm, dz=5mm

Reference Value = 22.4 V/m; Power Drift = -0.073 dB

Peak SAR (extrapolated) = 2.54 W/kg

SAR(1 g) = 0.871 mW/g; SAR(10 g) = 0.313 mW/g

Maximum value of SAR (measured) = 1.04 mW/g



DUT: Tablet PC; Type: PMID7102DC;

Communication System: GPRS bands-4slots; Frequency: 1909.8 MHz; Duty Cycle: 1:2

Medium parameters used: $f = 1909.8$ MHz; $\sigma = 1.55$ mho/m; $\epsilon_r = 51.33$; $\rho = 1000$ kg/m³

Phantom section: Flat Section

DASY4 Configuration:

- Probe: EX3DV4 – SN7382; ConvF(8.31, 8.31, 8.31); Calibrated: 26/10/2016
- Sensor-Surface: 4mm (Mechanical Surface Detection)
- Electronics: DAE – SN772; Calibrated: 25/10/2016
- Phantom: TWIN SAM; Type: Twin SAM V5.0; Serial: 1909
- Measurement SW: DASY4, V4.5 Build 19; Postprocessing SW: SEMCAD, V1.8 Build 145

Body top/GPRS 1900 high/Area Scan (91x121x1): Measurement grid: dx=10mm, dy=10mm

Maximum value of SAR (interpolated) = 0.961 mW/g

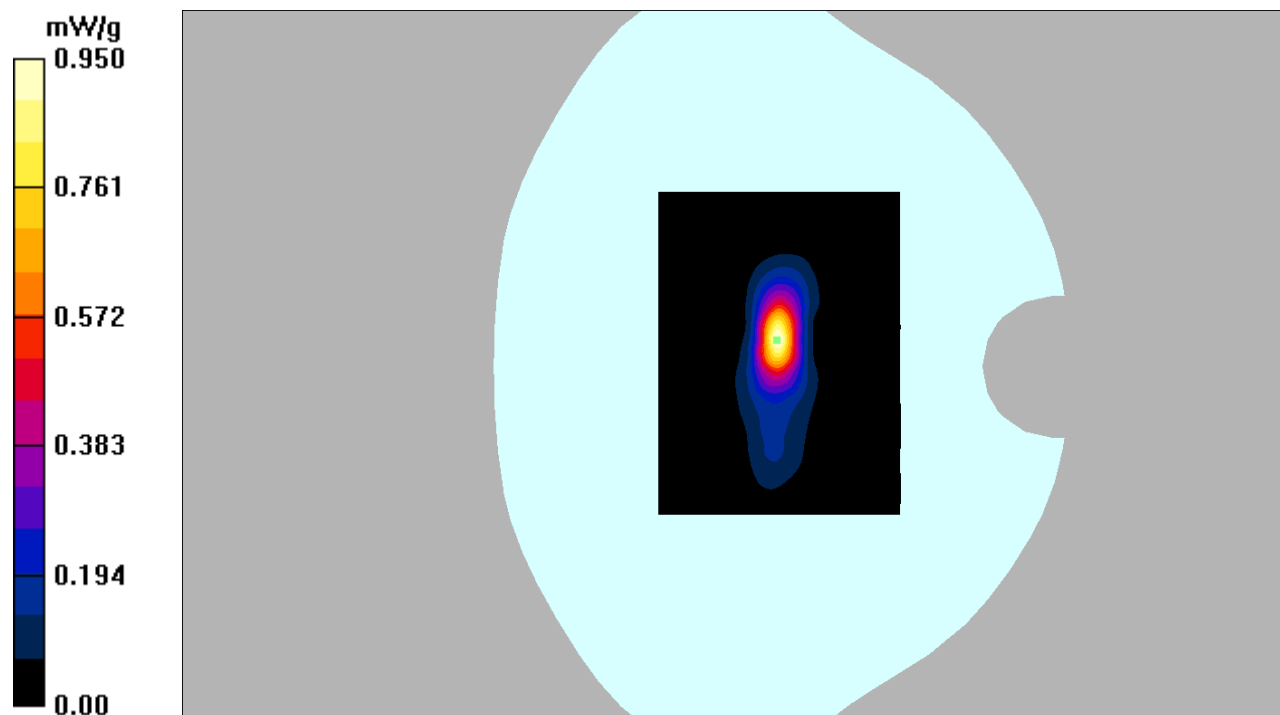
Body top/GPRS 1900 high/Zoom Scan (7x7x7)/Cube 0: Measurement grid: dx=5mm, dy=5mm, dz=5mm

Reference Value = 20.8 V/m; Power Drift = -0.226 dB

Peak SAR (extrapolated) = 2.36 W/kg

SAR(1 g) = 0.785 mW/g; SAR(10 g) = 0.276 mW/g

Maximum value of SAR (measured) = 0.950 mW/g



DUT: Tablet PC; Type: PMID7102DC;

Communication System: 3G Bands; Frequency: 836.6 MHz; Duty Cycle: 1:1

Medium parameters used: $f = 836.6$ MHz; $\sigma = 0.91$ mho/m; $\epsilon_r = 41.59$; $\rho = 1000$ kg/m³

Phantom section: Left Section

DASY4 Configuration:

- Probe: EX3DV4 – SN7382; ConvF(10.50, 10.50, 10.50); Calibrated: 26/10/2016
- Sensor-Surface: 4mm (Mechanical Surface Detection)
- Electronics: DAE – SN772; Calibrated: 25/10/2016
- Phantom: TWIN SAM; Type: Twin SAM V5.0; Serial: 1909
- Measurement SW: DASY4, V4.5 Build 19; Postprocessing SW: SEMCAD, V1.8 Build 145

left head cheek/WCDMA Band 5 Mid/Area Scan (101x121x1): Measurement grid: dx=10mm, dy=10mm

Maximum value of SAR (interpolated) = 0.428 mW/g

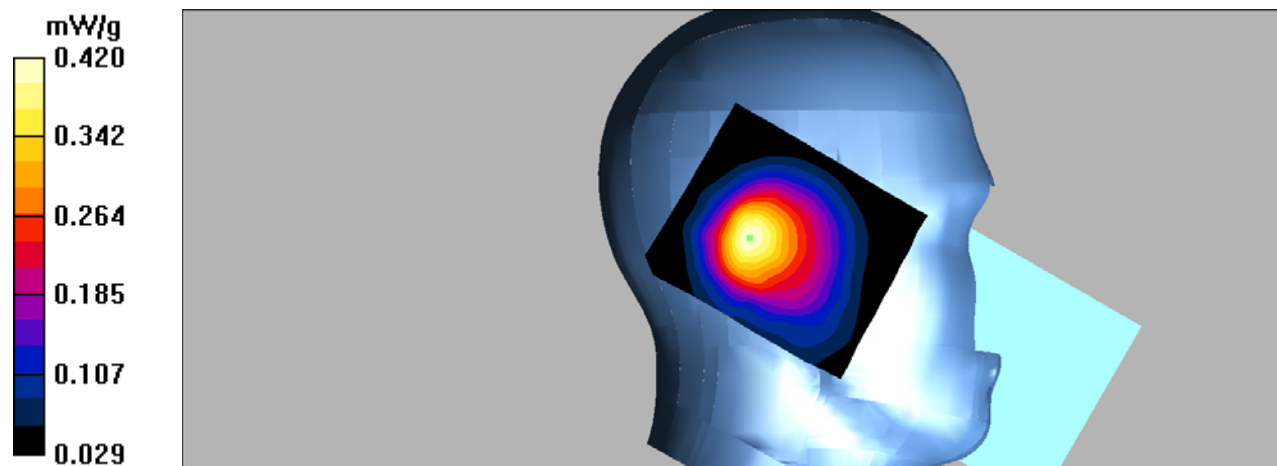
left head cheek/WCDMA Band 5 Mid/Zoom Scan (7x7x7)/Cube 0: Measurement grid: dx=5mm, dy=5mm, dz=5mm

Reference Value = 20.0 V/m; Power Drift = 0.045 dB

Peak SAR (extrapolated) = 0.605 W/kg

SAR(1 g) = 0.387 mW/g; SAR(10 g) = 0.253 mW/g

Maximum value of SAR (measured) = 0.420 mW/g



DUT: Tablet PC; Type: PMID7102DC;

Communication System: 3G Bands; Frequency: 836.6 MHz; Duty Cycle: 1:1

Medium parameters used: $f = 836.6$ MHz; $\sigma = 0.91$ mho/m; $\epsilon_r = 41.59$; $\rho = 1000$ kg/m³

Phantom section: Left Section

DASY4 Configuration:

- Probe: EX3DV4 – SN7382; ConvF(10.50, 10.50, 10.50); Calibrated: 26/10/2016
- Sensor-Surface: 4mm (Mechanical Surface Detection)
- Electronics: DAE – SN772; Calibrated: 25/10/2016
- Phantom: TWIN SAM; Type: Twin SAM V5.0; Serial: 1909
- Measurement SW: DASY4, V4.5 Build 19; Postprocessing SW: SEMCAD, V1.8 Build 145

left head tilt/WCDMA Band 5 Mid/Area Scan (101x121x1): Measurement grid: dx=10mm, dy=10mm

Maximum value of SAR (interpolated) = 0.402 mW/g

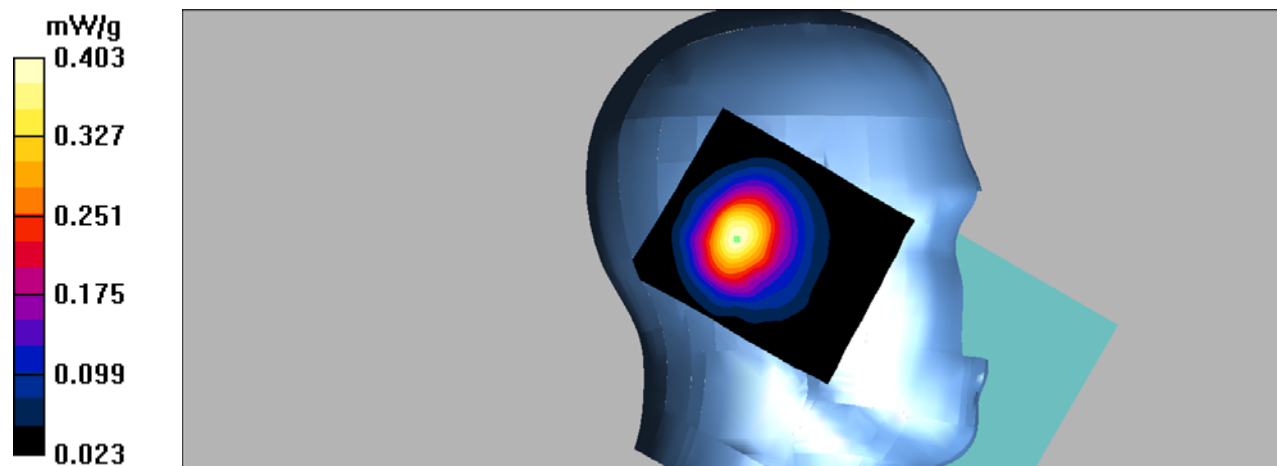
left head tilt/WCDMA Band 5 Mid/Zoom Scan (7x7x7)/Cube 0: Measurement grid: dx=5mm, dy=5mm, dz=5mm

Reference Value = 18.9 V/m; Power Drift = -0.035 dB

Peak SAR (extrapolated) = 0.590 W/kg

SAR(1 g) = 0.370 mW/g; SAR(10 g) = 0.231 mW/g

Maximum value of SAR (measured) = 0.403 mW/g



DUT: Tablet PC; Type: PMID7102DC;

Communication System: 3G Bands; Frequency: 836.6 MHz; Duty Cycle: 1:1

Medium parameters used: $f = 836.6$ MHz; $\sigma = 0.91$ mho/m; $\epsilon_r = 41.59$; $\rho = 1000$ kg/m³

Phantom section: Right Section

DASY4 Configuration:

- Probe: EX3DV4 – SN7382; ConvF(10.50, 10.50, 10.50); Calibrated: 26/10/2016
- Sensor-Surface: 4mm (Mechanical Surface Detection)
- Electronics: DAE – SN772; Calibrated: 25/10/2016
- Phantom: TWIN SAM; Type: Twin SAM V5.0; Serial: 1909
- Measurement SW: DASY4, V4.5 Build 19; Postprocessing SW: SEMCAD, V1.8 Build 145

Right head cheek/WCDMA Band 5 Mid/Area Scan (101x121x1): Measurement grid: dx=10mm, dy=10mm

Maximum value of SAR (interpolated) = 0.563 mW/g


Right head cheek/WCDMA Band 5 Mid/Zoom Scan (7x7x7)/Cube 0: Measurement grid: dx=5mm, dy=5mm, dz=5mm

Reference Value = 19.6 V/m; Power Drift = 0.072 dB

Peak SAR (extrapolated) = 0.891 W/kg

SAR(1 g) = 0.521 mW/g; SAR(10 g) = 0.342 mW/g

Maximum value of SAR (measured) = 0.556 mW/g



DUT: Tablet PC; Type: PMID7102DC;

Communication System: 3G Bands; Frequency: 836.6 MHz; Duty Cycle: 1:1

Medium parameters used: $f = 836.6$ MHz; $\sigma = 0.91$ mho/m; $\epsilon_r = 41.59$; $\rho = 1000$ kg/m³

Phantom section: Right Section

DASY4 Configuration:

- Probe: EX3DV4 – SN7382; ConvF(10.50, 10.50, 10.50); Calibrated: 26/10/2016
- Sensor-Surface: 4mm (Mechanical Surface Detection)
- Electronics: DAE – SN772; Calibrated: 25/10/2016
- Phantom: TWIN SAM; Type: Twin SAM V5.0; Serial: 1909
- Measurement SW: DASY4, V4.5 Build 19; Postprocessing SW: SEMCAD, V1.8 Build 145

Right head tilt/WCDMA Band 5 Mid/Area Scan (101x121x1): Measurement grid: dx=10mm, dy=10mm

Maximum value of SAR (interpolated) = 0.482 mW/g

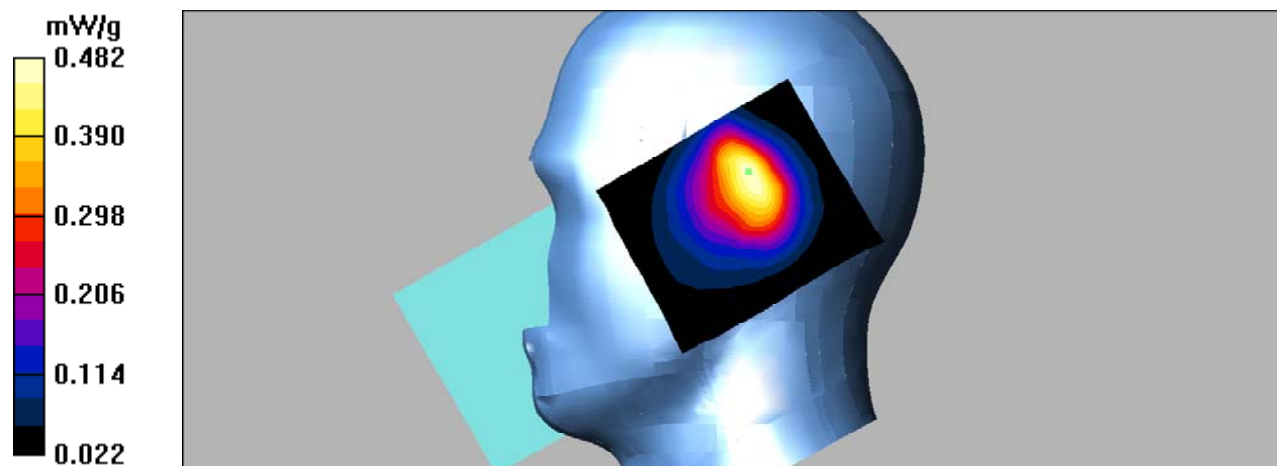
Right head tilt/WCDMA Band 5 Mid/Zoom Scan (7x7x7)/Cube 0: Measurement grid: dx=5mm, dy=5mm, dz=5mm

Reference Value = 20.8 V/m; Power Drift = 0.033 dB

Peak SAR (extrapolated) = 0.767 W/kg

SAR(1 g) = 0.451 mW/g; SAR(10 g) = 0.276 mW/g

Maximum value of SAR (measured) = 0.482 mW/g



DUT: Tablet PC; Type: PMID7102DC;

Communication System: 3G Bands; Frequency: 826.4 MHz; Duty Cycle: 1:1

Medium parameters used: $f = 826.4$ MHz; $\sigma = 0.97$ mho/m; $\epsilon_r = 55.27$; $\rho = 1000$ kg/m³

Phantom section: Flat Section

DASY4 Configuration:

- Probe: EX3DV4 – SN7382; ConvF(10.54, 10.54, 10.54); Calibrated: 26/10/2016
- Sensor-Surface: 4mm (Mechanical Surface Detection)
- Electronics: DAE – SN772; Calibrated: 25/10/2016
- Phantom: TWIN SAM; Type: Twin SAM V5.0; Serial: 1909
- Measurement SW: DASY4, V4.5 Build 19; Postprocessing SW: SEMCAD, V1.8 Build 145

Body Back/WCDMA Band 5 Low/Area Scan (121x121x1): Measurement grid: dx=10mm, dy=10mm

Maximum value of SAR (interpolated) = 1.24 mW/g

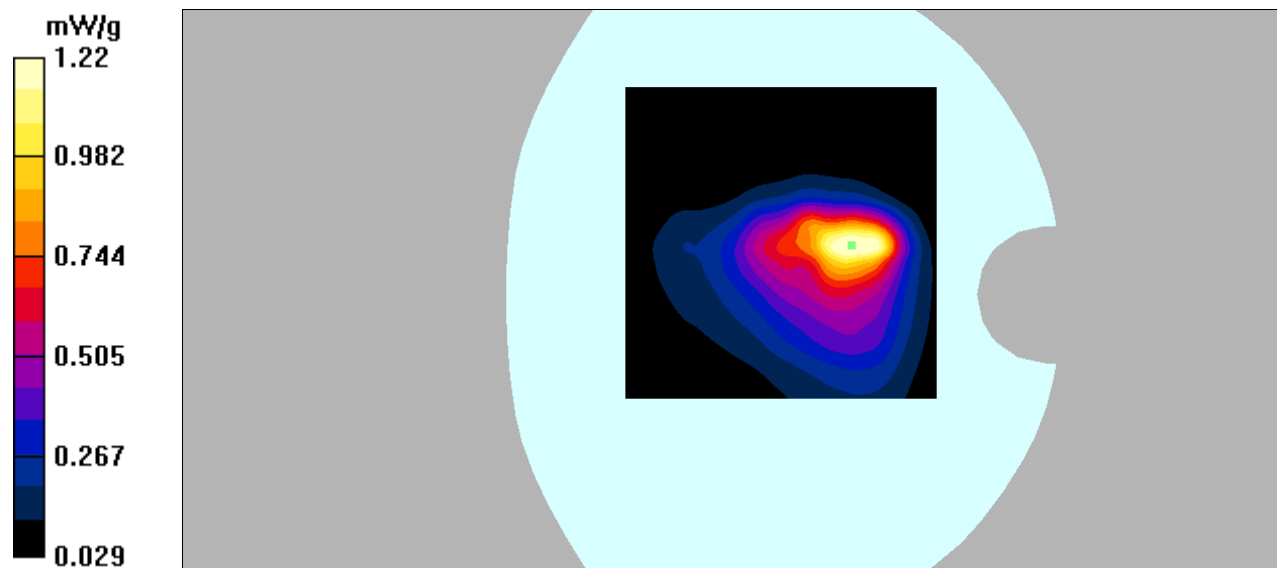
Body Back/WCDMA Band 5 Low/Zoom Scan (7x7x7)/Cube 0: Measurement grid: dx=5mm, dy=5mm, dz=5mm

Reference Value = 21.1 V/m; Power Drift = 0.060 dB

Peak SAR (extrapolated) = 2.92 W/kg

SAR(1 g) = 1.12 mW/g; SAR(10 g) = 0.605 mW/g

Maximum value of SAR (measured) = 1.22 mW/g



DUT: Tablet PC; Type: PMID7102DC;

Communication System: 3G Bands; Frequency: 836.6 MHz; Duty Cycle: 1:1

Medium parameters used: $f = 836.6$ MHz; $\sigma = 0.98$ mho/m; $\epsilon_r = 54.27$; $\rho = 1000$ kg/m³

Phantom section: Flat Section

DASY4 Configuration:

- Probe: EX3DV4 – SN7382; ConvF(10.54, 10.54, 10.54); Calibrated: 26/10/2016
- Sensor-Surface: 4mm (Mechanical Surface Detection)
- Electronics: DAE – SN772; Calibrated: 25/10/2016
- Phantom: TWIN SAM; Type: Twin SAM V5.0; Serial: 1909
- Measurement SW: DASY4, V4.5 Build 19; Postprocessing SW: SEMCAD, V1.8 Build 145

Body Back/WCDMA Band5 Mid/Area Scan (121x121x1): Measurement grid: dx=10mm, dy=10mm

Maximum value of SAR (interpolated) = 1.09 mW/g

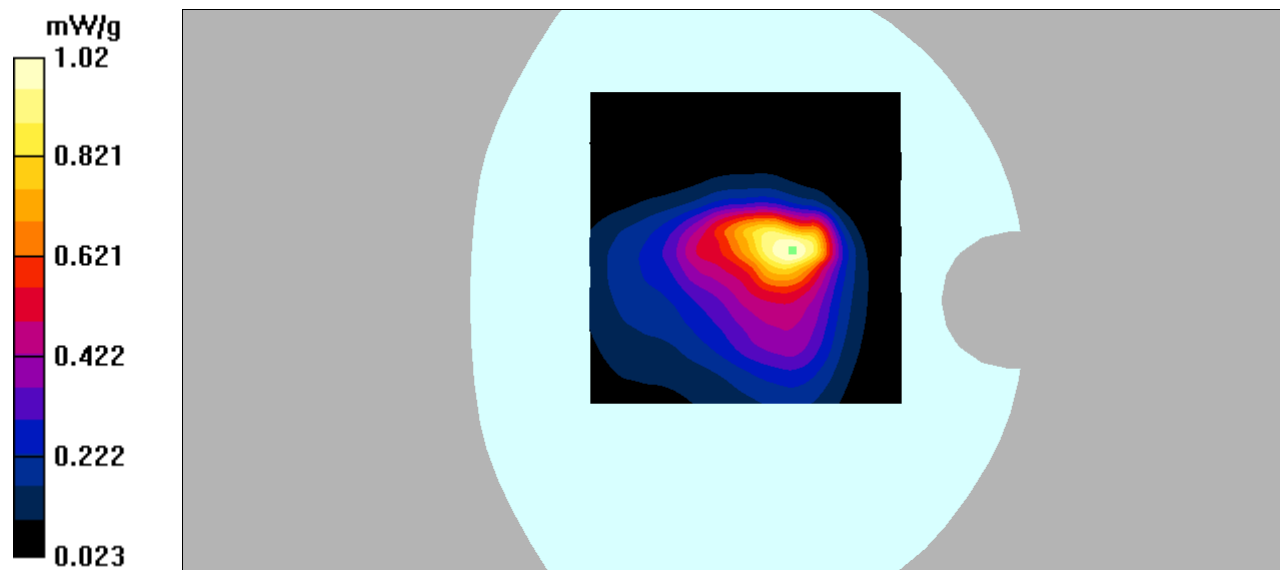
Body Back/WCDMA Band5 Mid/Zoom Scan (7x7x7)/Cube 0: Measurement grid: dx=5mm, dy=5mm, dz=5mm

Reference Value = 21.5 V/m; Power Drift = -0.176 dB

Peak SAR (extrapolated) = 2.29 W/kg

SAR(1 g) = 0.965 mW/g; SAR(10 g) = 0.532 mW/g

Maximum value of SAR (measured) = 1.02 mW/g



DUT: Tablet PC; Type: PMID7102DC;

Communication System: 3G Bands; Frequency: 846.6 MHz; Duty Cycle: 1:1

Medium parameters used: $f = 846.6$ MHz; $\sigma = 1.02$ mho/m; $\epsilon_r = 55.16$; $\rho = 1000$ kg/m³

Phantom section: Flat Section

DASY4 Configuration:

- Probe: EX3DV4 – SN7382; ConvF(10.54, 10.54, 10.54); Calibrated: 26/10/2016
- Sensor-Surface: 4mm (Mechanical Surface Detection)
- Electronics: DAE – SN772; Calibrated: 25/10/2016
- Phantom: TWIN SAM; Type: Twin SAM V5.0; Serial: 1909
- Measurement SW: DASY4, V4.5 Build 19; Postprocessing SW: SEMCAD, V1.8 Build 145

Body Back/WCDMA Band 5 High/Area Scan (121x121x1): Measurement grid: dx=10mm, dy=10mm

Maximum value of SAR (interpolated) = 1.25 mW/g

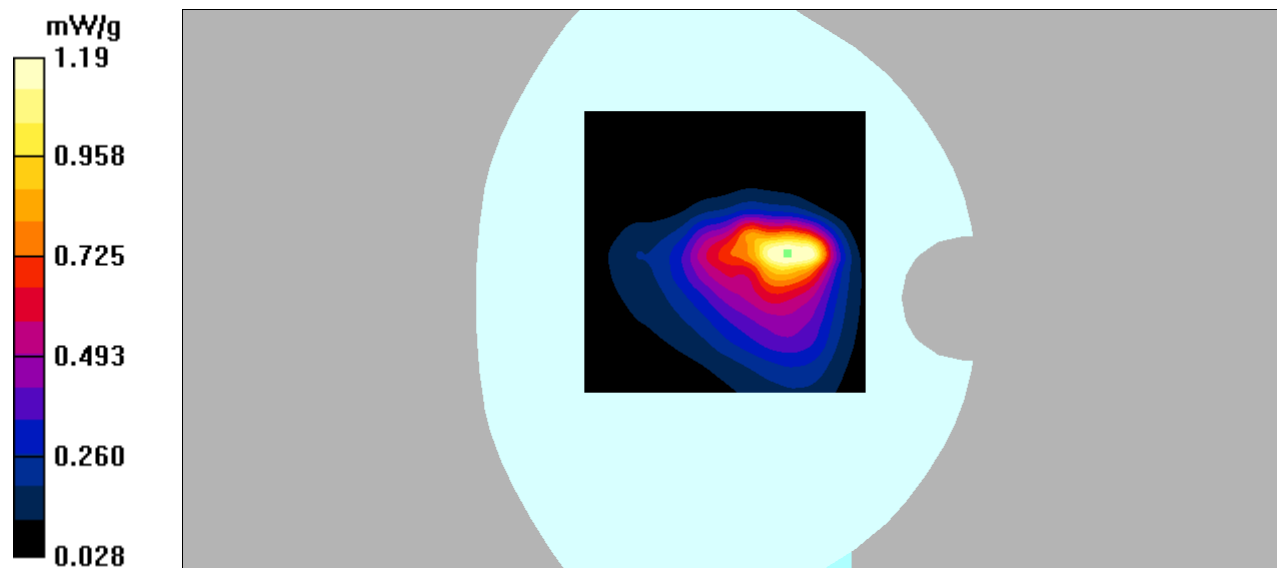
Body Back/WCDMA Band 5 High/Zoom Scan (7x7x7)/Cube 0: Measurement grid: dx=5mm, dy=5mm, dz=5mm

Reference Value = 23.9 V/m; Power Drift = -0.038 dB

Peak SAR (extrapolated) = 2.72 W/kg

SAR(1 g) = 1.12 mW/g; SAR(10 g) = 0.593 mW/g

Maximum value of SAR (measured) = 1.19 mW/g



DUT: Tablet PC; Type: PMID7102DC;

Communication System: 3G Bands; Frequency: 836.6 MHz; Duty Cycle: 1:1

Medium parameters used: $f = 836.6$ MHz; $\sigma = 0.98$ mho/m; $\epsilon_r = 54.27$; $\rho = 1000$ kg/m³

Phantom section: Flat Section

DASY4 Configuration:

- Probe: EX3DV4 – SN7382; ConvF(10.54, 10.54, 10.54); Calibrated: 26/10/2016
- Sensor-Surface: 4mm (Mechanical Surface Detection)
- Electronics: DAE – SN772; Calibrated: 25/10/2016
- Phantom: TWIN SAM; Type: Twin SAM V5.0; Serial: 1909
- Measurement SW: DASY4, V4.5 Build 19; Postprocessing SW: SEMCAD, V1.8 Build 145

Body Left/WCDMA BAND 5 Mid/Area Scan (81x141x1): Measurement grid: dx=10mm, dy=10mm

Maximum value of SAR (interpolated) = 0.277 mW/g

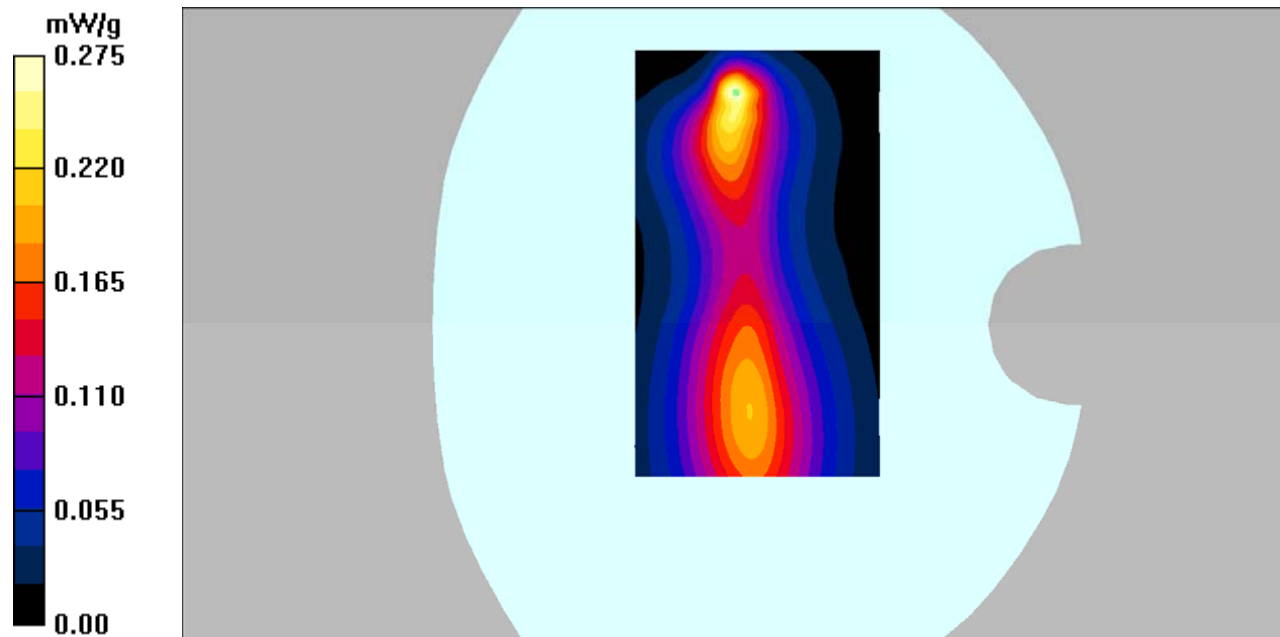
Body Left/WCDMA BAND 5 Mid/Zoom Scan (7x7x7)/Cube 0: Measurement grid: dx=5mm, dy=5mm, dz=5mm

Reference Value = 12.9 V/m; Power Drift = 0.162 dB

Peak SAR (extrapolated) = 0.659 W/kg

SAR(1 g) = 0.225 mW/g; SAR(10 g) = 0.110 mW/g

Maximum value of SAR (measured) = 0.275 mW/g



DUT: Tablet PC; Type: PMID7102DC;

Communication System: 3G Bands; Frequency: 826.4 MHz; Duty Cycle: 1:1

Medium parameters used: $f = 826.4$ MHz; $\sigma = 0.97$ mho/m; $\epsilon_r = 55.27$; $\rho = 1000$ kg/m³

Phantom section: Flat Section

DASY4 Configuration:

- Probe: EX3DV4 – SN7382; ConvF(10.54, 10.54, 10.54); Calibrated: 26/10/2016
- Sensor-Surface: 4mm (Mechanical Surface Detection)
- Electronics: DAE – SN772; Calibrated: 25/10/2016
- Phantom: TWIN SAM; Type: Twin SAM V5.0; Serial: 1909
- Measurement SW: DASY4, V4.5 Build 19; Postprocessing SW: SEMCAD, V1.8 Build 145

Body Top/WCDMA Band 5 Low/Area Scan (81x121x1): Measurement grid: dx=10mm, dy=10mm

Maximum value of SAR (interpolated) = 0.892 mW/g

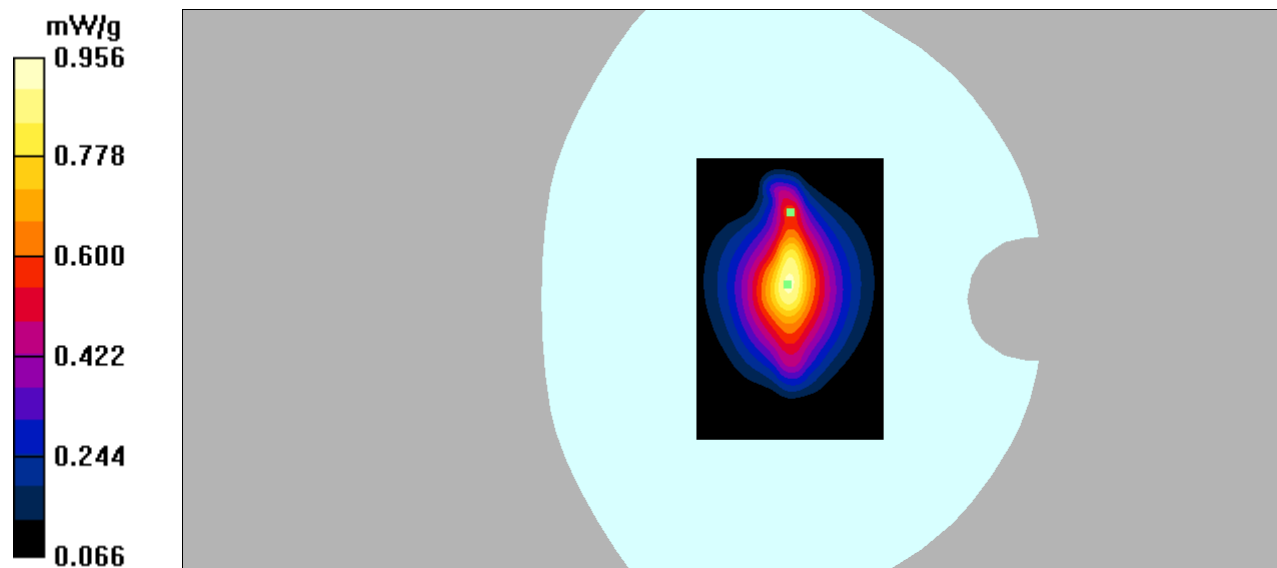
Body Top/WCDMA Band 5 Low/Zoom Scan (7x7x7)/Cube 0: Measurement grid: dx=5mm, dy=5mm, dz=5mm

Reference Value = 31.0 V/m; Power Drift = -0.00 dB

Peak SAR (extrapolated) = 1.43 W/kg

SAR(1 g) = 0.833 mW/g; SAR(10 g) = 0.484 mW/g

Maximum value of SAR (measured) = 0.956 mW/g



DUT: Tablet PC; Type: PMID7102DC;

Communication System: 3G Bands; Frequency: 836.6 MHz; Duty Cycle: 1:1

Medium parameters used: $f = 836.6$ MHz; $\sigma = 0.98$ mho/m; $\epsilon_r = 54.27$; $\rho = 1000$ kg/m³

Phantom section: Flat Section

DASY4 Configuration:

- Probe: EX3DV4 – SN7382; ConvF(10.54, 10.54, 10.54); Calibrated: 26/10/2016
- Sensor-Surface: 4mm (Mechanical Surface Detection)
- Electronics: DAE – SN772; Calibrated: 25/10/2016
- Phantom: TWIN SAM; Type: Twin SAM V5.0; Serial: 1909
- Measurement SW: DASY4, V4.5 Build 19; Postprocessing SW: SEMCAD, V1.8 Build 145

Body Top/WCDMA Band 5 Mid/Area Scan (81x121x1): Measurement grid: dx=10mm, dy=10mm

Maximum value of SAR (interpolated) = 0.907 mW/g

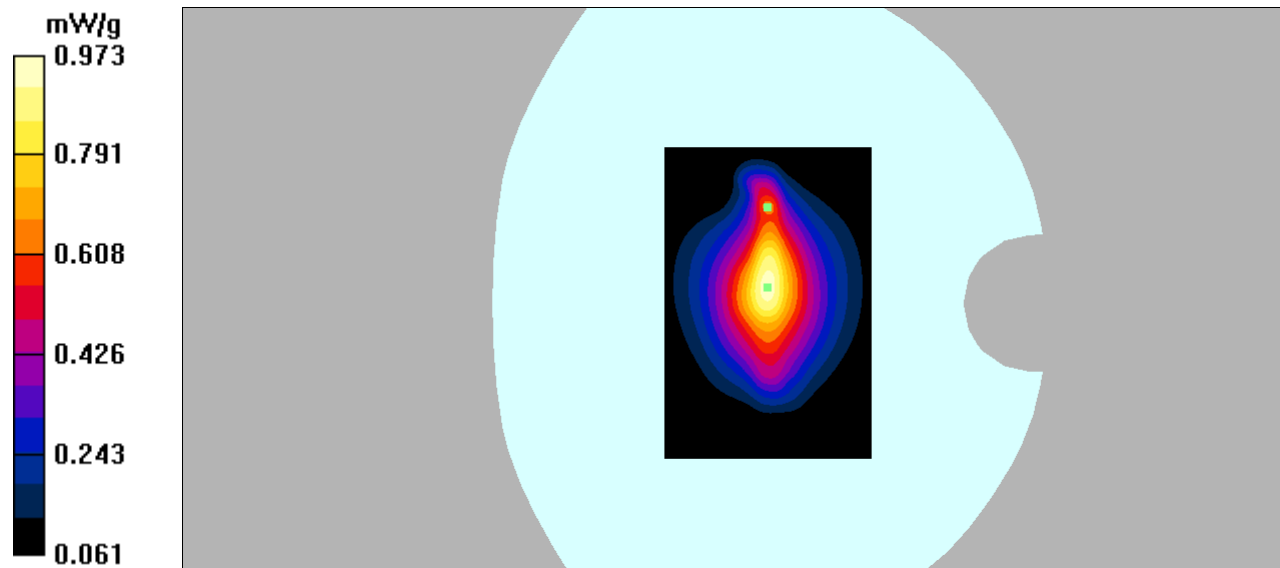
Body Top/WCDMA Band 5 Mid/Zoom Scan (7x7x7)/Cube 0: Measurement grid: dx=5mm, dy=5mm, dz=5mm

Reference Value = 28.7 V/m; Power Drift = 0.048 dB

Peak SAR (extrapolated) = 1.43 W/kg

SAR(1 g) = 0.837 mW/g; SAR(10 g) = 0.486 mW/g

Maximum value of SAR (measured) = 0.973 mW/g



DUT: Tablet PC; Type: PMID7102DC;

Communication System: 3G Bands; Frequency: 846.6 MHz; Duty Cycle: 1:1

Medium parameters used: $f = 846.6$ MHz; $\sigma = 1.02$ mho/m; $\epsilon_r = 55.16$; $\rho = 1000$ kg/m³

Phantom section: Flat Section

DASY4 Configuration:

- Probe: EX3DV4 – SN7382; ConvF(10.54, 10.54, 10.54); Calibrated: 26/10/2016
- Sensor-Surface: 4mm (Mechanical Surface Detection)
- Electronics: DAE – SN772; Calibrated: 25/10/2016
- Phantom: TWIN SAM; Type: Twin SAM V5.0; Serial: 1909
- Measurement SW: DASY4, V4.5 Build 19; Postprocessing SW: SEMCAD, V1.8 Build 145

Body Top/WCDMA Band 5 High/Area Scan (81x121x1): Measurement grid: dx=10mm, dy=10mm

Maximum value of SAR (interpolated) = 0.880 mW/g

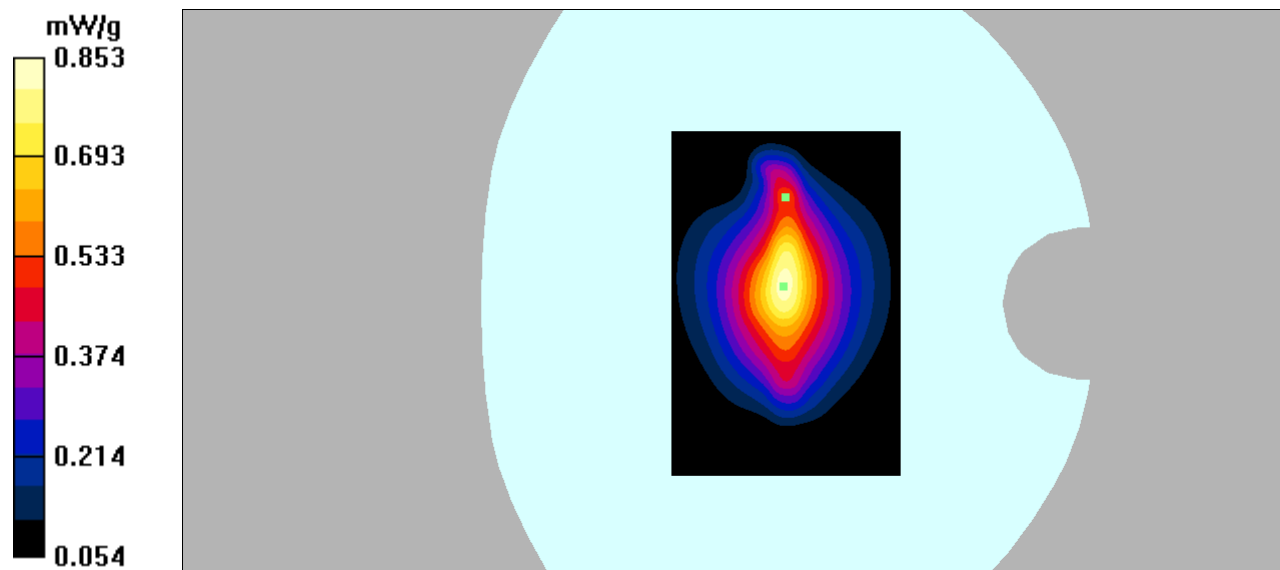
Body Top/WCDMA Band 5 High/Zoom Scan (7x7x7)/Cube 0: Measurement grid: dx=5mm, dy=5mm, dz=5mm

Reference Value = 29.3 V/m; Power Drift = -0.065 dB

Peak SAR (extrapolated) = 1.32 W/kg

SAR(1 g) = 0.763 mW/g; SAR(10 g) = 0.460 mW/g

Maximum value of SAR (measured) = 0.853 mW/g



DUT: Tablet PC; Type: PMID7102DC;

Communication System: 3G Bands; Frequency: 1880 MHz; Duty Cycle: 1:1

Medium parameters used: $f = 1880$ MHz; $\sigma = 1.42$ mho/m; $\epsilon_r = 39.56$; $\rho = 1000$ kg/m³

Phantom section: Left Section

DASY4 Configuration:

- Probe: EX3DV4 – SN7382; ConvF(8.71, 8.71, 8.71); Calibrated: 26/10/2016
- Sensor-Surface: 4mm (Mechanical Surface Detection)
- Electronics: DAE – SN772; Calibrated: 25/10/2016
- Phantom: TWIN SAM; Type: Twin SAM V5.0; Serial: 1909
- Measurement SW: DASY4, V4.5 Build 19; Postprocessing SW: SEMCAD, V1.8 Build 145

Left head cheek/WCDMA Band 2 Mid/Area Scan (101x111x1): Measurement grid: dx=10mm, dy=10mm

Maximum value of SAR (interpolated) = 0.364 mW/g

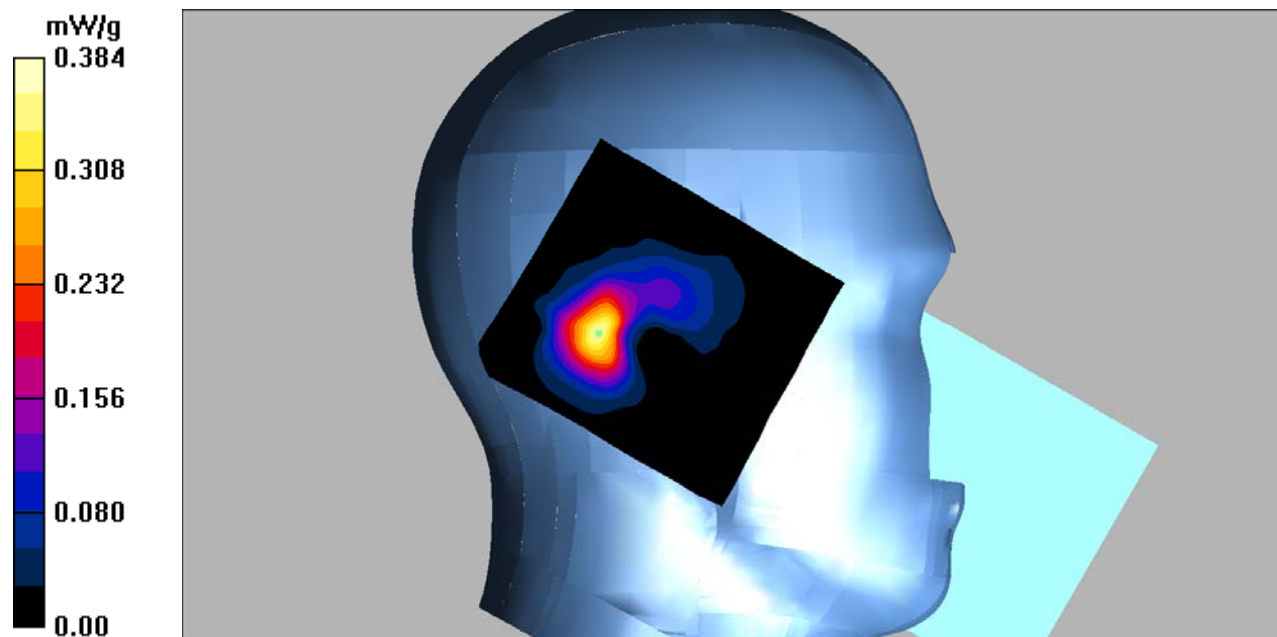
Left head cheek/WCDMA Band 2 Mid/Zoom Scan (7x7x7)/Cube 0: Measurement grid: dx=5mm, dy=5mm, dz=5mm

Reference Value = 6.68 V/m; Power Drift = 0.201 dB

Peak SAR (extrapolated) = 0.633 W/kg

SAR(1 g) = 0.328 mW/g; SAR(10 g) = 0.157 mW/g

Maximum value of SAR (measured) = 0.384 mW/g



DUT: Tablet PC; Type: PMID7102DC;

Communication System: 3G Bands; Frequency: 1880 MHz; Duty Cycle: 1:1

Medium parameters used: $f = 1880$ MHz; $\sigma = 1.42$ mho/m; $\epsilon_r = 39.56$; $\rho = 1000$ kg/m³

Phantom section: Left Section

DASY4 Configuration:

- Probe: EX3DV4 – SN7382; ConvF(8.71, 8.71, 8.71); Calibrated: 26/10/2016
- Sensor-Surface: 4mm (Mechanical Surface Detection)
- Electronics: DAE – SN772; Calibrated: 25/10/2016
- Phantom: TWIN SAM; Type: Twin SAM V5.0; Serial: 1909
- Measurement SW: DASY4, V4.5 Build 19; Postprocessing SW: SEMCAD, V1.8 Build 145

Left head tilt/WCDMA Band 2 Mid/Area Scan (101x111x1): Measurement grid: dx=10mm, dy=10mm

Maximum value of SAR (interpolated) = 0.503 mW/g

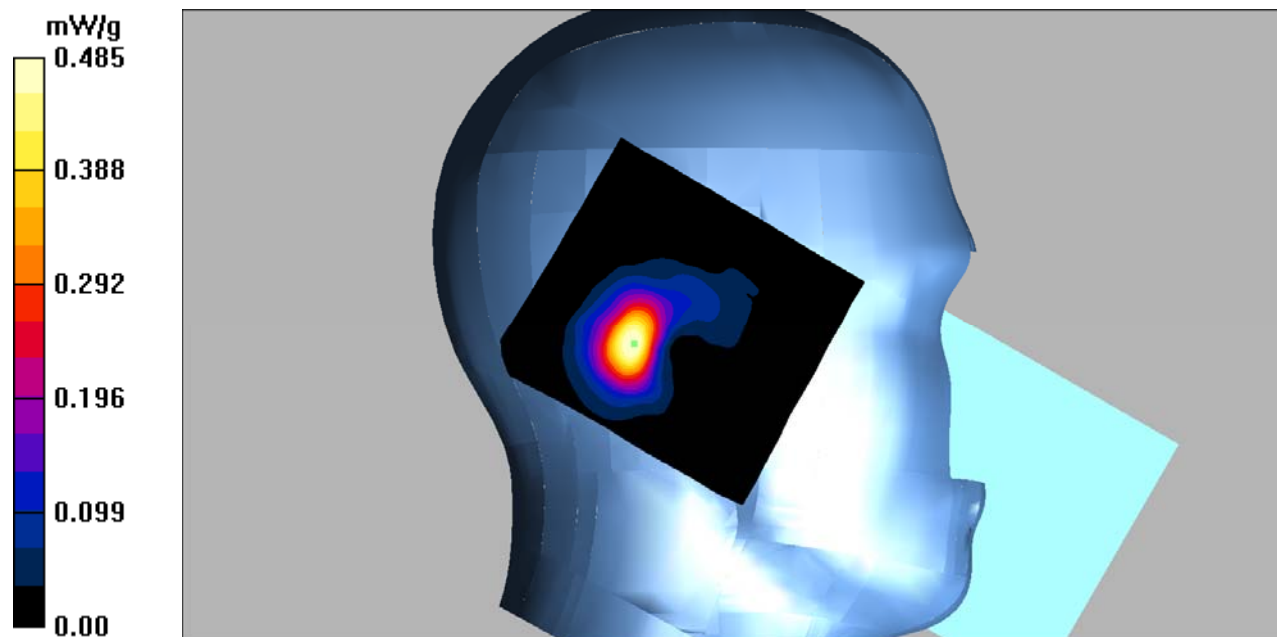
Left head tilt/WCDMA Band 2 Mid/Zoom Scan (7x7x7)/Cube 0: Measurement grid: dx=5mm, dy=5mm, dz=5mm

Reference Value = 9.14 V/m; Power Drift = 0.127 dB

Peak SAR (extrapolated) = 0.906 W/kg

SAR(1 g) = 0.422 mW/g; SAR(10 g) = 0.195 mW/g

Maximum value of SAR (measured) = 0.485 mW/g



DUT: Tablet PC; Type: PMID7102DC;

Communication System: 3G Bands; Frequency: 1880 MHz; Duty Cycle: 1:1

Medium parameters used: $f = 1880$ MHz; $\sigma = 1.42$ mho/m; $\epsilon_r = 39.56$; $\rho = 1000$ kg/m³

Phantom section: Right Section

DASY4 Configuration:

- Probe: EX3DV4 – SN7382; ConvF(8.71, 8.71, 8.71); Calibrated: 26/10/2016
- Sensor-Surface: 4mm (Mechanical Surface Detection)
- Electronics: DAE – SN772; Calibrated: 25/10/2016
- Phantom: TWIN SAM; Type: Twin SAM V5.0; Serial: 1909
- Measurement SW: DASY4, V4.5 Build 19; Postprocessing SW: SEMCAD, V1.8 Build 145

Right head cheek/WCDMA Band 2 Mid/Area Scan (101x121x1): Measurement grid: dx=10mm, dy=10mm

Maximum value of SAR (interpolated) = 0.626 mW/g


Right head cheek/WCDMA Band 2 Mid/Zoom Scan (7x7x7)/Cube 0: Measurement grid: dx=5mm, dy=5mm, dz=5mm

Reference Value = 3.06 V/m; Power Drift = -0.311 dB

Peak SAR (extrapolated) = 0.986 W/kg

SAR(1 g) = 0.491 mW/g; SAR(10 g) = 0.240 mW/g

Maximum value of SAR (measured) = 0.554 mW/g



DUT: Tablet PC; Type: PMID7102DC;

Communication System: 3G Bands; Frequency: 1880 MHz; Duty Cycle: 1:1

Medium parameters used: $f = 1880$ MHz; $\sigma = 1.42$ mho/m; $\epsilon_r = 39.56$; $\rho = 1000$ kg/m³

Phantom section: Right Section

DASY4 Configuration:

- Probe: EX3DV4 – SN7382; ConvF(8.71, 8.71, 8.71); Calibrated: 26/10/2016
- Sensor-Surface: 4mm (Mechanical Surface Detection)
- Electronics: DAE – SN772; Calibrated: 25/10/2016
- Phantom: TWIN SAM; Type: Twin SAM V5.0; Serial: 1909
- Measurement SW: DASY4, V4.5 Build 19; Postprocessing SW: SEMCAD, V1.8 Build 145

Right head tilt/WCDMA Band 2 Mid/Area Scan (101x121x1): Measurement grid: dx=10mm, dy=10mm

Maximum value of SAR (interpolated) = 0.650 mW/g


Right head tilt/WCDMA Band 2 Mid/Zoom Scan (7x7x7)/Cube 0: Measurement grid: dx=5mm, dy=5mm, dz=5mm

Reference Value = 15.0 V/m; Power Drift = -0.265 dB

Peak SAR (extrapolated) = 1.29 W/kg

SAR(1 g) = 0.552 mW/g; SAR(10 g) = 0.245 mW/g

Maximum value of SAR (measured) = 0.628 mW/g



DUT: Tablet PC; Type: PMID7102DC;

Communication System: 3G Bands; Frequency: 1852.4 MHz; Duty Cycle: 1:1

Medium parameters used: $f = 1852.4$ MHz; $\sigma = 1.52$ mho/m; $\epsilon_r = 52.82$; $\rho = 1000$ kg/m³

Phantom section: Flat Section

DASY4 Configuration:

- Probe: EX3DV4 – SN7382; ConvF(8.31, 8.31, 8.31); Calibrated: 26/10/2016
- Sensor-Surface: 4mm (Mechanical Surface Detection)
- Electronics: DAE – SN772; Calibrated: 25/10/2016
- Phantom: TWIN SAM; Type: Twin SAM V5.0; Serial: 1909
- Measurement SW: DASY4, V4.5 Build 19; Postprocessing SW: SEMCAD, V1.8 Build 145

Body Back/WCDMA Band 2 Low/Area Scan (101x101x1): Measurement grid: dx=10mm, dy=10mm

Maximum value of SAR (interpolated) = 1.33 mW/g

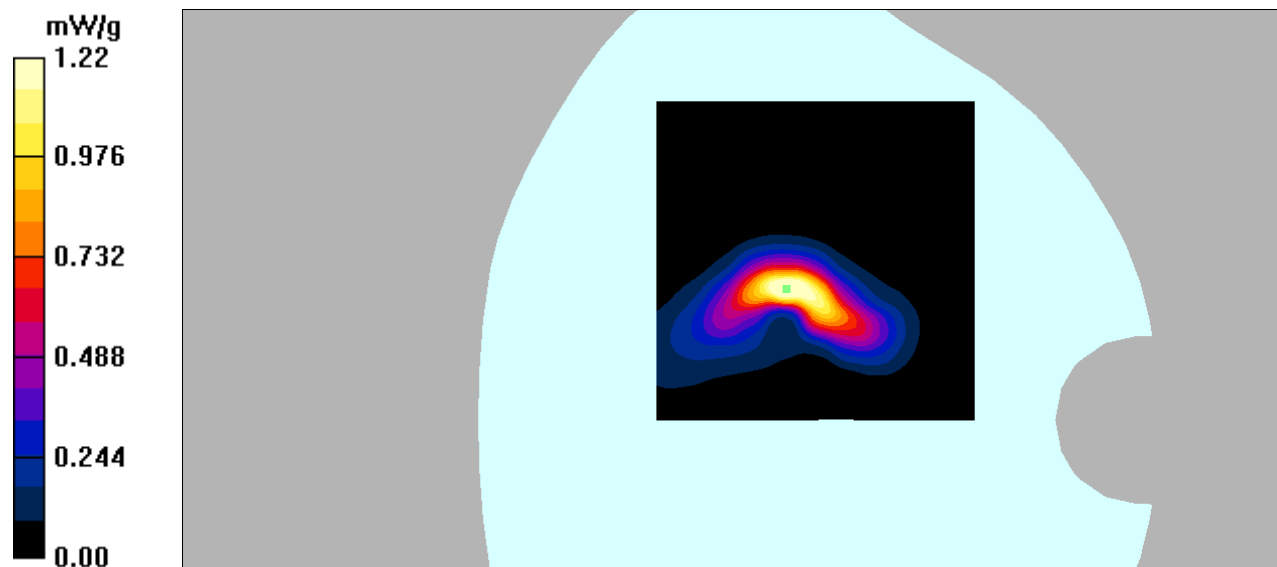
Body Back/WCDMA Band 2 Low/Zoom Scan (7x7x7)/Cube 0: Measurement grid: dx=5mm, dy=5mm, dz=5mm

Reference Value = 1.53 V/m; Power Drift = 0.039 dB

Peak SAR (extrapolated) = 2.57 W/kg

SAR(1 g) = 1.01 mW/g; SAR(10 g) = 0.419 mW/g

Maximum value of SAR (measured) = 1.22 mW/g



DUT: Tablet PC; Type: PMID7102DC;

Communication System: 3G Bands; Frequency: 1880 MHz; Duty Cycle: 1:1

Medium parameters used: $f = 1880$ MHz; $\sigma = 1.54$ mho/m; $\epsilon_r = 51.54$; $\rho = 1000$ kg/m³

Phantom section: Flat Section

DASY4 Configuration:

- Probe: EX3DV4 – SN7382; ConvF(8.31, 8.31, 8.31); Calibrated: 26/10/2016
- Sensor-Surface: 4mm (Mechanical Surface Detection)
- Electronics: DAE – SN772; Calibrated: 25/10/2016
- Phantom: TWIN SAM; Type: Twin SAM V5.0; Serial: 1909
- Measurement SW: DASY4, V4.5 Build 19; Postprocessing SW: SEMCAD, V1.8 Build 145

Body Back/WCDMA Band 2 Mid/Area Scan (101x101x1): Measurement grid: dx=10mm, dy=10mm

Maximum value of SAR (interpolated) = 1.05 mW/g

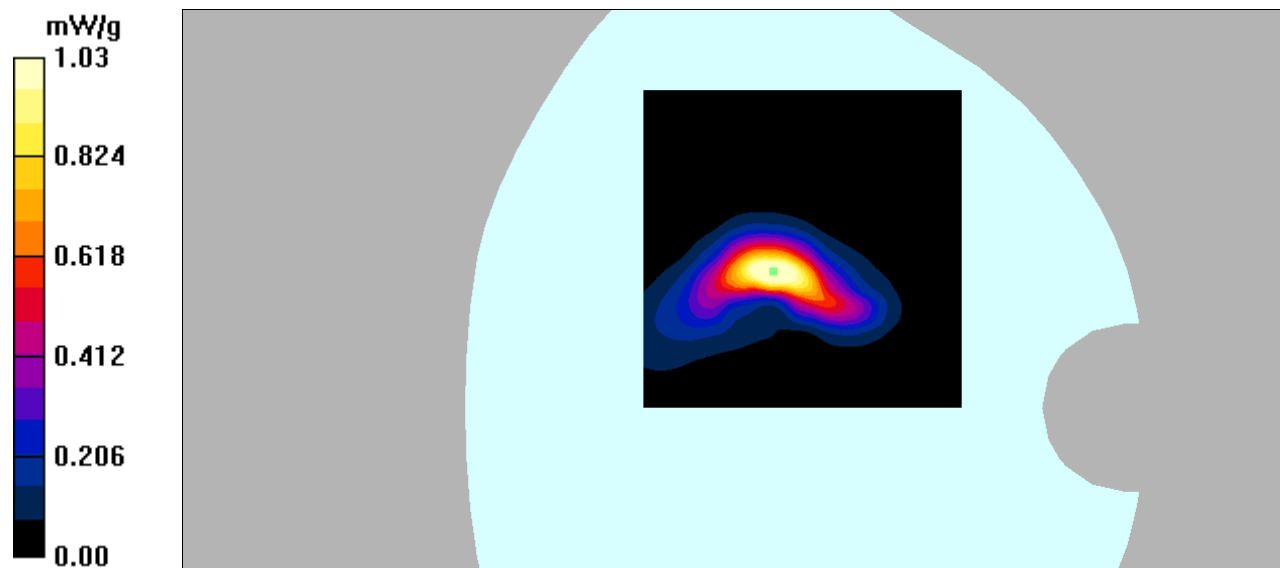
Body Back/WCDMA Band 2 Mid/Zoom Scan (7x7x7)/Cube 0: Measurement grid: dx=5mm, dy=5mm, dz=5mm

Reference Value = 1.48 V/m; Power Drift = 0.099 dB

Peak SAR (extrapolated) = 3.16 W/kg

SAR(1 g) = 0.893 mW/g; SAR(10 g) = 0.339 mW/g

Maximum value of SAR (measured) = 1.03 mW/g



DUT: Tablet PC; Type: PMID7102DC;

Communication System: 3G Bands; Frequency: 1907.6 MHz; Duty Cycle: 1:1

Medium parameters used: $f = 1907.6$ MHz; $\sigma = 1.54$ mho/m; $\epsilon_r = 51.89$; $\rho = 1000$ kg/m³

Phantom section: Flat Section

DASY4 Configuration:

- Probe: EX3DV4 – SN7382; ConvF(8.31, 8.31, 8.31); Calibrated: 26/10/2016
- Sensor-Surface: 4mm (Mechanical Surface Detection)
- Electronics: DAE – SN772; Calibrated: 25/10/2016
- Phantom: TWIN SAM; Type: Twin SAM V5.0; Serial: 1909
- Measurement SW: DASY4, V4.5 Build 19; Postprocessing SW: SEMCAD, V1.8 Build 145

Body Back/WCDMA Band 2 high/Area Scan (101x101x1): Measurement grid: dx=10mm, dy=10mm

Maximum value of SAR (interpolated) = 0.887 mW/g

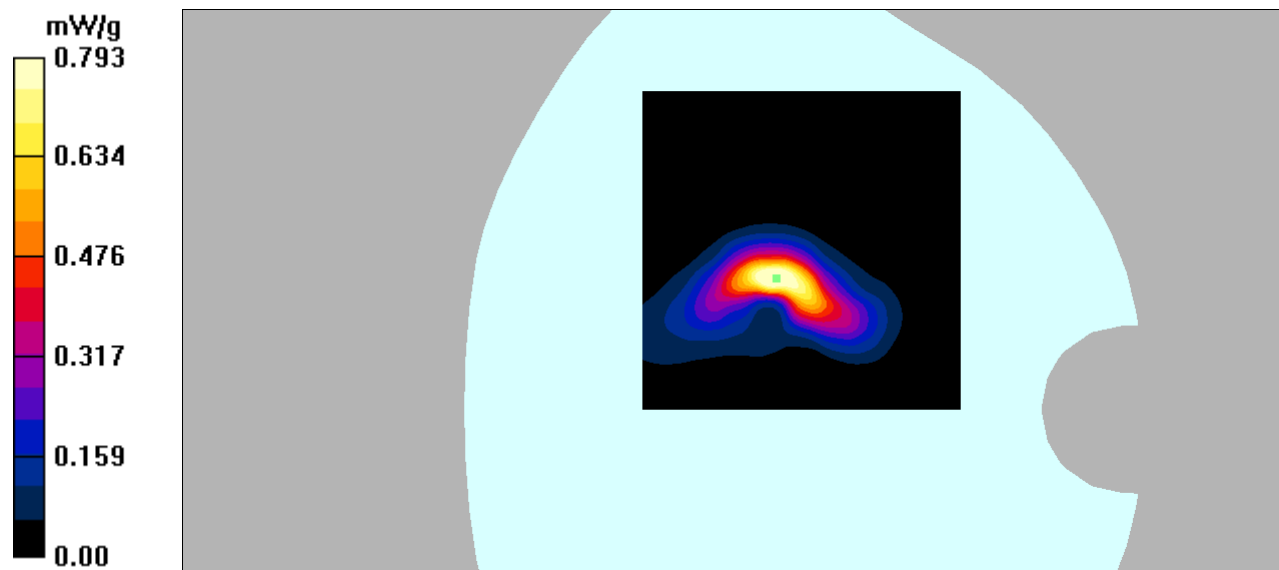
Body Back/WCDMA Band 2 high/Zoom Scan (7x7x7)/Cube 0: Measurement grid: dx=5mm, dy=5mm, dz=5mm

Reference Value = 1.98 V/m; Power Drift = -0.059 dB

Peak SAR (extrapolated) = 2.38 W/kg

SAR(1 g) = 0.726 mW/g; SAR(10 g) = 0.253 mW/g

Maximum value of SAR (measured) = 0.793 mW/g



DUT: Tablet PC; Type: PMID7102DC;

Communication System: 3G Bands; Frequency: 1880 MHz; Duty Cycle: 1:1

Medium parameters used: $f = 1880$ MHz; $\sigma = 1.54$ mho/m; $\epsilon_r = 51.54$; $\rho = 1000$ kg/m³

Phantom section: Flat Section

DASY4 Configuration:

- Probe: EX3DV4 – SN7382; ConvF(8.31, 8.31, 8.31); Calibrated: 26/10/2016
- Sensor-Surface: 4mm (Mechanical Surface Detection)
- Electronics: DAE – SN772; Calibrated: 25/10/2016
- Phantom: TWIN SAM; Type: Twin SAM V5.0; Serial: 1909
- Measurement SW: DASY4, V4.5 Build 19; Postprocessing SW: SEMCAD, V1.8 Build 145

Body Left/WCDMA Band 2 Mid/Area Scan (81x121x1): Measurement grid: dx=10mm, dy=10mm

Maximum value of SAR (interpolated) = 0.037 mW/g

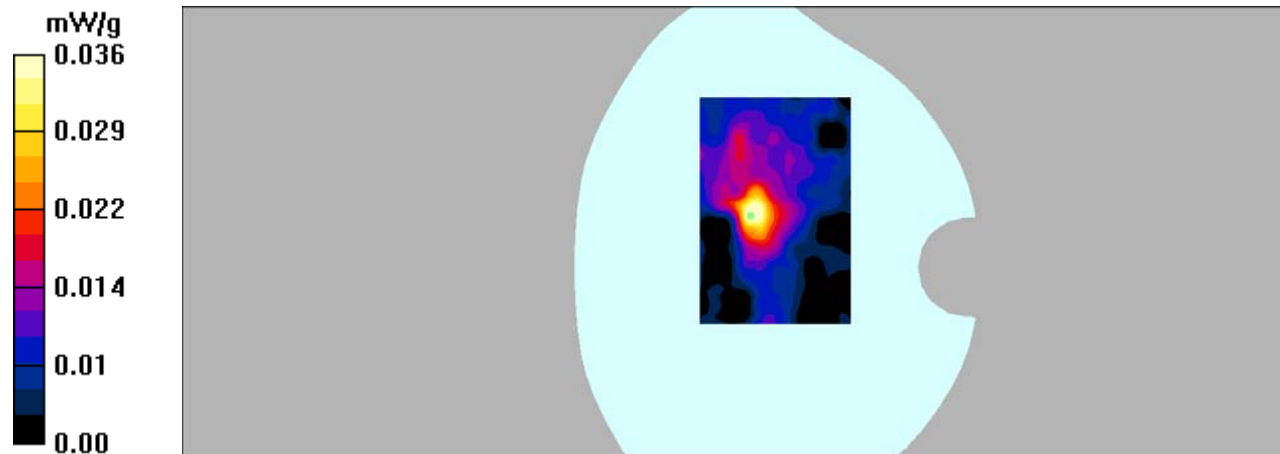
Body Left/WCDMA Band 2 Mid/Zoom Scan (7x7x7)/Cube 0: Measurement grid: dx=5mm, dy=5mm, dz=5mm

Reference Value = 2.21 V/m; Power Drift = 0.170 dB

Peak SAR (extrapolated) = 0.182 W/kg

SAR(1 g) = 0.037 mW/g; SAR(10 g) = 0.013 mW/g

Maximum value of SAR (measured) = 0.036 mW/g



DUT: Tablet PC; Type: PMID7102DC;

Communication System: 3G Bands; Frequency: 1852.4 MHz; Duty Cycle: 1:1

Medium parameters used: $f = 1852.4$ MHz; $\sigma = 1.52$ mho/m; $\epsilon_r = 52.82$; $\rho = 1000$ kg/m³

Phantom section: Flat Section

DASY4 Configuration:

- Probe: EX3DV4 – SN7382; ConvF(8.31, 8.31, 8.31); Calibrated: 26/10/2016
- Sensor-Surface: 4mm (Mechanical Surface Detection)
- Electronics: DAE – SN772; Calibrated: 25/10/2016
- Phantom: TWIN SAM; Type: Twin SAM V5.0; Serial: 1909
- Measurement SW: DASY4, V4.5 Build 19; Postprocessing SW: SEMCAD, V1.8 Build 145

Body Top/WCDMA Band 2 Low/Area Scan (61x61x1): Measurement grid: dx=15mm, dy=15mm

Maximum value of SAR (interpolated) = 1.60 mW/g

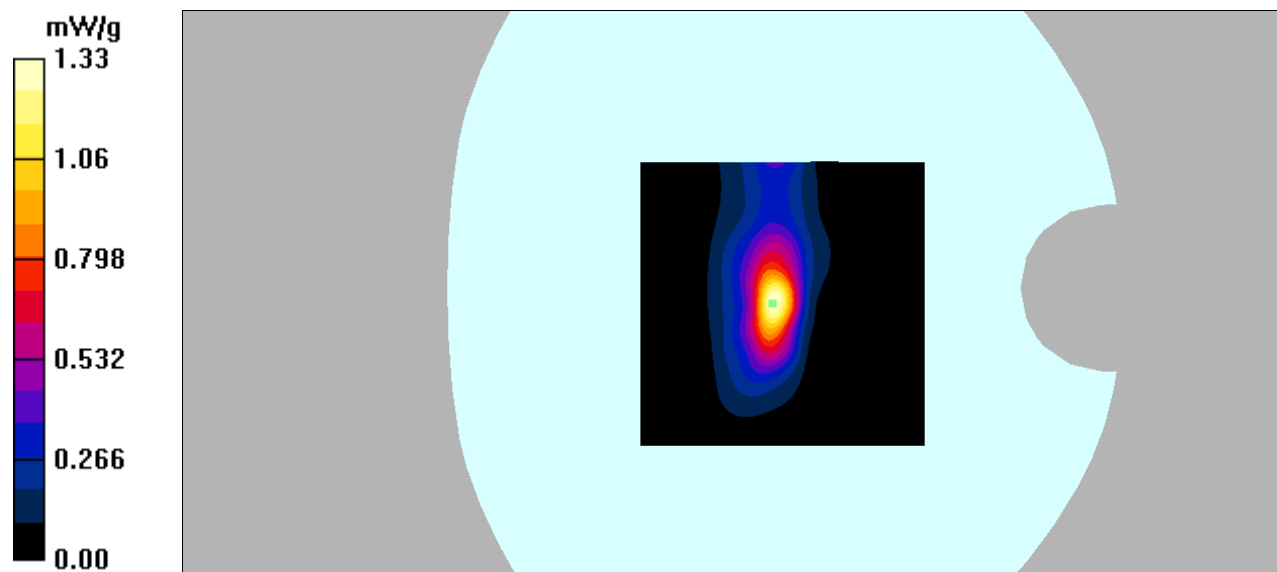
Body Top/WCDMA Band 2 Low/Zoom Scan (7x7x7)/Cube 0: Measurement grid: dx=5mm, dy=5mm, dz=5mm

Reference Value = 28.6 V/m; Power Drift = 0.049 dB

Peak SAR (extrapolated) = 3.51 W/kg

SAR(1 g) = 1.17 mW/g; SAR(10 g) = 0.454 mW/g

Maximum value of SAR (measured) = 1.33 mW/g



DUT: Tablet PC; Type: PMID7102DC;

Communication System: 3G Bands; Frequency: 1880 MHz; Duty Cycle: 1:1

Medium parameters used: $f = 1880$ MHz; $\sigma = 1.54$ mho/m; $\epsilon_r = 51.54$; $\rho = 1000$ kg/m³

Phantom section: Flat Section

DASY4 Configuration:

- Probe: EX3DV4 – SN7382; ConvF(8.31, 8.31, 8.31); Calibrated: 26/10/2016
- Sensor-Surface: 4mm (Mechanical Surface Detection)
- Electronics: DAE – SN772; Calibrated: 25/10/2016
- Phantom: TWIN SAM; Type: Twin SAM V5.0; Serial: 1909
- Measurement SW: DASY4, V4.5 Build 19; Postprocessing SW: SEMCAD, V1.8 Build 145

Body Top/WCDMA Band 2 Mid/Area Scan (61x61x1): Measurement grid: dx=15mm, dy=15mm

Maximum value of SAR (interpolated) = 1.46 mW/g

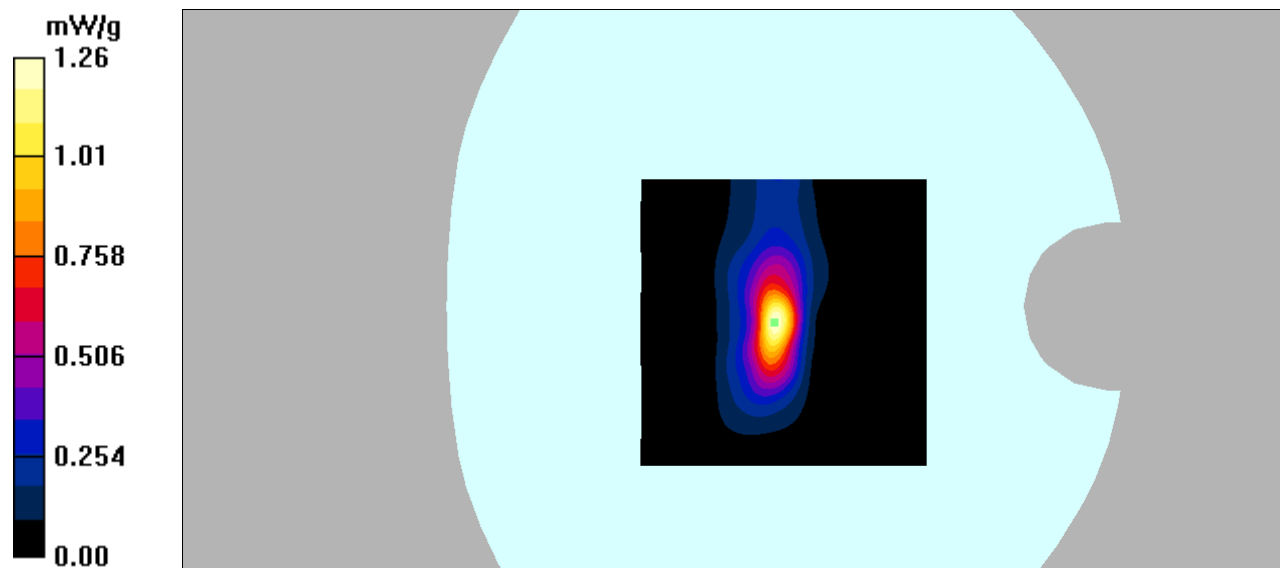
Body Top/WCDMA Band 2 Mid/Zoom Scan (7x7x7)/Cube 0: Measurement grid: dx=5mm, dy=5mm, dz=5mm

Reference Value = 26.9 V/m; Power Drift = 0.101 dB

Peak SAR (extrapolated) = 3.15 W/kg

SAR(1 g) = 1.09 mW/g; SAR(10 g) = 0.416 mW/g

Maximum value of SAR (measured) = 1.26 mW/g



DUT: Tablet PC; Type: PMID7102DC;

Communication System: 3G Bands; Frequency: 1907.6 MHz; Duty Cycle: 1:1

Medium parameters used: $f = 1907.6$ MHz; $\sigma = 1.54$ mho/m; $\epsilon_r = 51.89$; $\rho = 1000$ kg/m³

Phantom section: Flat Section

DASY4 Configuration:

- Probe: EX3DV4 – SN7382; ConvF(8.31, 8.31, 8.31); Calibrated: 26/10/2016
- Sensor-Surface: 4mm (Mechanical Surface Detection)
- Electronics: DAE – SN772; Calibrated: 25/10/2016
- Phantom: TWIN SAM; Type: Twin SAM V5.0; Serial: 1909
- Measurement SW: DASY4, V4.5 Build 19; Postprocessing SW: SEMCAD, V1.8 Build 145

Body Top/WCDMA Band 2 High/Area Scan (61x61x1): Measurement grid: dx=15mm, dy=15mm

Maximum value of SAR (interpolated) = 1.07 mW/g

Body Top/WCDMA Band 2 High/Zoom Scan (7x7x7)/Cube 0: Measurement grid: dx=5mm, dy=5mm, dz=5mm

Reference Value = 22.6 V/m; Power Drift = 0.030 dB

Peak SAR (extrapolated) = 2.56 W/kg

SAR(1 g) = 0.859 mW/g; SAR(10 g) = 0.310 mW/g

Maximum value of SAR (measured) = 0.943 mW/g

