

US Tech Test Report:
FCC ID:
IC:
Test Report Number:
Issue Date:
Customer:
Model:

FCC Part 15 Certification / RSS 247
2ADWT-ICSR01
12660A-ICSR01
24-0098
June 28, 2024
Southern States, LLC
ICS/TFDIR Receiver

EXTERNAL PHOTOGRAPHS

The Equipment under Test (EUT) consists of two pieces, the main Unit including its power connection port and the enclosure device that the antennas are mounted on. The antenna enclosure is the representative example. In the field the RF cable can be longer than the lengths provided for testing. The length provided for testing is deemed to be the shortest representative example.




Figure 1. Top of EUT

Note: ¼ inch grid

US Tech Test Report:
FCC ID:
IC:
Test Report Number:
Issue Date:
Customer:
Model:

FCC Part 15 Certification / RSS 247
2ADWT-ICSR01
12660A-ICSR01
24-0098
June 28, 2024
Southern States, LLC
ICS/TFDIR Receiver



Figure 2. Front of EUT

Note: ¼ inch grid

US Tech Test Report:
FCC ID:
IC:
Test Report Number:
Issue Date:
Customer:
Model:

FCC Part 15 Certification / RSS 247
2ADWT-ICSR01
12660A-ICSR01
24-0098
June 28, 2024
Southern States, LLC
ICS/TFDIR Receiver



Figure 3. Antenna Side of EUT

Note: ¼ inch grid

US Tech Test Report:
FCC ID:
IC:
Test Report Number:
Issue Date:
Customer:
Model:

FCC Part 15 Certification / RSS 247
2ADWT-ICSR01
12660A-ICSR01
24-0098
June 28, 2024
Southern States, LLC
ICS/TFDIR Receiver




Figure 4. Radio Side of EUT

Note: ¼ inch grid

US Tech Test Report:
FCC ID:
IC:
Test Report Number:
Issue Date:
Customer:
Model:

FCC Part 15 Certification / RSS 247
2ADWT-ICSR01
12660A-ICSR01
24-0098
June 28, 2024
Southern States, LLC
ICS/TFDIR Receiver




Figure 5. Rear of EUT

Note: ¼ inch grid

US Tech Test Report:
FCC ID:
IC:
Test Report Number:
Issue Date:
Customer:
Model:

FCC Part 15 Certification / RSS 247
2ADWT-ICSR01
12660A-ICSR01
24-0098
June 28, 2024
Southern States, LLC
ICS/TFDIR Receiver




Figure 6. SMA connector Side Radio Unit

US Tech Test Report:
FCC ID:
IC:
Test Report Number:
Issue Date:
Customer:
Model:

FCC Part 15 Certification / RSS 247
2ADWT-ICSR01
12660A-ICSR01
24-0098
June 28, 2024
Southern States, LLC
ICS/TFDIR Receiver




Figure 7. Bottom of Radio Unit

US Tech Test Report:
FCC ID:
IC:
Test Report Number:
Issue Date:
Customer:
Model:

FCC Part 15 Certification / RSS 247
2ADWT-ICSR01
12660A-ICSR01
24-0098
June 28, 2024
Southern States, LLC
ICS/TFDIR Receiver



Figure 8. Top of Antenna Unit

US Tech Test Report:
FCC ID:
IC:
Test Report Number:
Issue Date:
Customer:
Model:

FCC Part 15 Certification / RSS 247
2ADWT-ICSR01
12660A-ICSR01
24-0098
June 28, 2024
Southern States, LLC
ICS/TFDIR Receiver




Figure 9. SMA cable exiting Antenna Unit

US Tech Test Report:
FCC ID:
IC:
Test Report Number:
Issue Date:
Customer:
Model:

FCC Part 15 Certification / RSS 247
2ADWT-ICSR01
12660A-ICSR01
24-0098
June 28, 2024
Southern States, LLC
ICS/TFDIR Receiver




Figure 10. Bottom of Antenna Unit

US Tech Test Report:
FCC ID:
IC:
Test Report Number:
Issue Date:
Customer:
Model:

FCC Part 15 Certification / RSS 247
2ADWT-ICSR01
12660A-ICSR01
24-0098
June 28, 2024
Southern States, LLC
ICS/TFDIR Receiver



Figure 11. Antennas

Note: All three antennas are the same make and model.

US Tech Test Report:
FCC ID:
IC:
Test Report Number:
Issue Date:
Customer:
Model:

FCC Part 15 Certification / RSS 247
2ADWT-ICSR01
12660A-ICSR01
24-0098
June 28, 2024
Southern States, LLC
ICS/TFDIR Receiver




Figure 12. Antenna remove Side 1

Note: SMA connector is reverse gender.

US Tech Test Report:
FCC ID:
IC:
Test Report Number:
Issue Date:
Customer:
Model:

FCC Part 15 Certification / RSS 247
2ADWT-ICSR01
12660A-ICSR01
24-0098
June 28, 2024
Southern States, LLC
ICS/TFDIR Receiver




Figure 13. Antenna removed Side 2

Note: SMA connector is reverse gender.

US Tech Test Report:
FCC ID:
IC:
Test Report Number:
Issue Date:
Customer:
Model:

FCC Part 15 Certification / RSS 247
2ADWT-ICSR01
12660A-ICSR01
24-0098
June 28, 2024
Southern States, LLC
ICS/TFDIR Receiver




Figure 14. Antenna removed Side 3

Note: SMA connector is reverse gender.