

US Tech Test Report:
FCC ID:
IC:
Test Report Number:
Issue Date:
Customer:
Model:

FCC Part 15 Certification/ RSS 247
2ADWT-ICSR01
12660A-ICSR01
24-0098
June 28, 2024
Southern States. LLC
ISC/TFDIR Receiver

INTERNAL PHOTOGRAPHS




Figure 1. EUT with Lids Removed.

US Tech Test Report:
FCC ID:
IC:
Test Report Number:
Issue Date:
Customer:
Model:

FCC Part 15 Certification/ RSS 247
2ADWT-ICSR01
12660A-ICSR01
24-0098
June 28, 2024
Southern States. LLC
ISC/TFDIR Receiver




Figure 2 . EUT - Main Unit Lid Opened




Figure 3. EUT - Main Unit Lid

Note: ¼ in grid

US Tech Test Report:
FCC ID:
IC:
Test Report Number:
Issue Date:
Customer:
Model:

FCC Part 15 Certification/ RSS 247
2ADWT-ICSR01
12660A-ICSR01
24-0098
June 28, 2024
Southern States. LLC
ISC/TFDIR Receiver




Figure 4. Main PCB Board Removed

Note: $\frac{1}{4}$ in grid

US Tech Test Report:
FCC ID:
IC:
Test Report Number:
Issue Date:
Customer:
Model:

FCC Part 15 Certification/ RSS 247
2ADWT-ICSR01
12660A-ICSR01
24-0098
June 28, 2024
Southern States. LLC
ISC/TFDIR Receiver




Figure 5. Close-Up of Main PCB Board

US Tech Test Report:
FCC ID:
IC:
Test Report Number:
Issue Date:
Customer:
Model:

FCC Part 15 Certification/ RSS 247
2ADWT-ICSR01
12660A-ICSR01
24-0098
June 28, 2024
Southern States. LLC
ISC/TFDIR Receiver




Figure 6. Main PCB Board Shields Removed

US Tech Test Report:
FCC ID:
IC:
Test Report Number:
Issue Date:
Customer:
Model:

FCC Part 15 Certification/ RSS 247
2ADWT-ICSR01
12660A-ICSR01
24-0098
June 28, 2024
Southern States. LLC
ISC/TFDIR Receiver




Figure 7. Backside of Main PCB Board

Note: ¼ in grid

US Tech Test Report:
FCC ID:
IC:
Test Report Number:
Issue Date:
Customer:
Model:

FCC Part 15 Certification/ RSS 247
2ADWT-ICSR01
12660A-ICSR01
24-0098
June 28, 2024
Southern States. LLC
ISC/TFDIR Receiver




Figure 8. Antenna Enclosure - Lid Removed