


Appendix A. Test Setup Photographs

Conducted Emissions Test Configuration:

PCB Dipole Antenna

Front View



Rear View




Radiated Emissions Test Configuration:


9 kHz ~ 30 MHz




Below 1 GHz _ Front View




Below 1 GHz _ Rear View




Above 1 GHz _ Front View



Above 1 GHz _ Rear View



Close View



FPC Dipole Antenna

Front View



Rear View




Radiated Emissions Test Configuration:


9 kHz ~ 30 MHz




Below 1 GHz _ Front View




Below 1 GHz _ Rear View



Above 1 GHz _ Front View



Above 1 GHz _ Rear View



Close View

