

Maximum Permissible Exposure (MPE) & Exposure evaluation

Report identification number: 1-1022/15-01-07



Certification numbers and labeling requirements	
FCC ID	2ADSJTEP110
IC number	12595A-TEP110
HVIN (Hardware Version Identification Number)	TEP110
PMN (Product Marketing Name)	TEP110
FVIN (Firmware Version Identification Number)	TEP110
HMN (Host Marketing Name)	-/-

This test report is electronically signed and valid without handwriting signature. For verification of the electronic signatures, the public keys can be requested at the testing laboratory.

Document authorized:



Thomas Vogler
Lab Manager
Radio Communications & EMC



EUT technologies:

Technologies:	Max. power conducted: (AVG)	Max. EIRP:	Min. pathloss:
Bluetooth classic	Declared: -10 dBm Maximum tune-up: 4 dBm	Declared: -2 dBm Maximum tune-up: 4 dBm	0 dB (if applicable)
Bluetooth Low Energy	Declared: -10 dBm Maximum tune-up: 4 dBm	Declared: -6 dBm Maximum tune-up: 4 dBm	0 dB (if applicable)

Note:

Bluetooth classic test results see CETECOM test report 1-1022/15-01-02-A

Bluetooth LE test results see CETECOM test report 1-1022/15-01-03-A

Prediction of MPE limit at given distance - FCC

Equation from page 18 of OET Bulletin 65, Edition 97-01

$$S = PG / 4\pi R^2$$

where: S = Power density

P = Power input to the antenna

G = Antenna gain

R = Distance to the center of radiation of the antenna

The table below is excerpted from Table 1B of 47 CFR 1.1310 titled "Limits for Maximum Permissible Exposure (MPE), Limits for General Population/Uncontrolled Exposure"

Frequency Range (MHz)	Power Density (mW/cm ²)	Averaging Time (minutes)
300 -1500	f/1500	30
1500 - 100000	1.0	30



where f = Frequency (MHz)

Prediction: worst case

		> 1500 MHz	> 1500 MHz
	Technology	BT @ 2450 MHz	BTLE @ 2450 MHz
P	Max power input to the antenna	-6 dBm	-6 dBm
R	Distance	20 cm	20 cm
G	Antenna gain	8 dBi	4 dBi
S	MPE limit for uncontrolled exposure	1 mW/cm ²	1 mW/cm ²
	Calculated Power density:	0.000315 mW/cm ²	0.000126 mW/cm ²

This prediction demonstrates the following:

The power density levels for FCC at a distance of 20 cm are below the maximum levels allowed by regulations.



Prediction of MPE limit at given distance - IC

RSS-102, Issue 5, 2.5.2

RF exposure evaluation is required if the separation distance between the user and/or bystander and the device's radiating element is greater than 20 cm, except when the device operates as follows:

- below 20 MHz and the source-based, time-averaged maximum e.i.r.p. of the device is equal to or less than 1 W (adjusted for tune-up tolerance);
- at or above 20 MHz and below 48 MHz and the source-based, time-averaged maximum e.i.r.p. of the device is equal to or less than $4.49/f^{0.5} \text{ W}$ (adjusted for tune-up tolerance), where f is in MHz;
- at or above 48 MHz and below 300 MHz and the source-based, time-averaged maximum e.i.r.p. of the device is equal to or less than 0.6 W (adjusted for tune-up tolerance);
- at or above 300 MHz and below 6 GHz and the source-based, time-averaged maximum e.i.r.p. of the device is equal to or less than $1.31 \times 10^{-2} f^{0.6834} \text{ W}$ (adjusted for tune-up tolerance), where f is in MHz;
- at or above 6 GHz and the source-based, time-averaged maximum e.i.r.p. of the device is equal to or less than 5 W (adjusted for tune-up tolerance).

Prediction: worst case

	Technology	Bluetooth @ 2.45 GHz	Bluetooth LE @ 2.45 GHz
P	Max power input to the antenna	-6 dBm	-6 dBm
G	Antenna gain	8 dBi	4 dBi
	Maximum EIRP	1.58 mW	0.63 mW
	Exclusion Limit from above	2.7 W	2.7 W

Conclusion: RF exposure evaluation is not required.

For applications where minimum distance to radiating element is 20cm Annex C of RSS-102 should be filled out.