

Figure 7
The EUT-Inside View




Figure 8
The EUT-Inside View




Figure 9
The EUT-Inside View




Figure 10
PCB of the EUT-Front View




Figure 11
PCB of the EUT-Back View





Figure 12
PCB of the EUT-Front View



Antenna

Figure 13
PCB of the EUT-Front View




Figure 14
PCB of the EUT-Back View




Figure 15
PCB of the EUT-Module View (With Shielding)




Figure 16
PCB of the EUT-Module View (Without Shielding)




Figure 17
PCB of the EUT-Front View




Figure 18
PCB of the EUT-Back View

