




Internal Photographs



Photograph 1 - Internal View of the PCB in the Housing



Photograph 2 – View of the Component Side of the PCB



Photograph 3 – View of the Trace Side of the PCB



Photograph 4 – View of the Elcom RE905U Antenna



Photograph 5 – View of the Antenna Factor Linx ANT-916-CW-QW Antenna