4-COLOR PROCESS

SIDE 1: ENGLISH

8.3″ (210 mm)

EASY HOME

USER MANUAL

6 LED PUCK LIGHTS WITH REMOTE CONTROL

0.6 watts per light — 3 LEDs per light

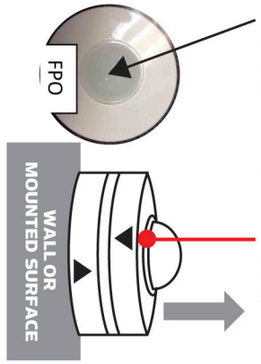

LIGHT DOME

Press lightly on the dome to manually turn the individual light ON or OFF.

MOUNTING

Adhesive mounting pads are included for each puck light.

REMOTE SENSOR

Install with the remote sensor (located above the ▲ triangle) facing away from the wall and facing you.

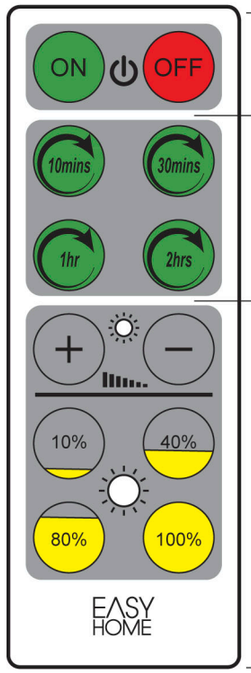

REMOTE CONTROL

POWER: Controls all puck lights
RED: Turn ALL puck lights off
GREEN: Turn ALL puck lights off

TIMER

Controls the amount of time the puck lights will stay ON. Turn lights ON first then select duration. Lights will flash once to confirm command and timer clears when lights turn OFF (10, 30, 60 or 120 minutes).

DIMMER

Controls brightness of all puck lights

Press and hold (+)
to increase brightness
Press and hold (–)
to decrease brightness

DIMMER PRESETS

Turn lights ON first then select brightness preset (10%, 40%, 80% or 100% brightness).

LAST MEMORY

All puck lights will return to the prior brightness settings when turned ON.

PUCK LIGHT BATTERIES

3 triple AAA each puck light (included)

BATTERY INSTALLATION

1. Remove battery compartment housing by lining up the ▲ up and ▼ down arrows.
2. To do so, hold the top of the puck light in one hand, while turning the bottom counter clockwise with the other hand.
3. Install 3 AAA batteries.
4. Replace bottom of the puck light and turn clockwise to tighten (if arrows are not lined up, battery installation is correctly completed).

REMOTE BATTERY

1 CR2032 button cell (included)

SAFETY INSTRUCTION / BATTERY WARNINGS

- **DO NOT** mix old and new batteries
- **DO NOT** mix alkaline, standard (carbon-zinc), or rechargeable (NI-CD, NI-MH, etc) batteries
- This product contains a button battery. If swallowed, it could cause severe injury or death in just 2 hours. Seek medical attention immediately.

FCC PART 15

This device complies with Part 15 of the FCC Rules. Operation is subject to the following two conditions:
(1) this device may cause harmful interference, and
(2) this device must accept any interference received, including interferences that may cause undesired operation.

Warning: Changes or modifications to this unit not expressly approved by the party responsible for compliance could void the user's authority to operate the equipment.

NOTE: This equipment has been tested and found to comply with the limits for a Class B digital device, pursuant to Part 15 of the FCC Rules. These limits are designed to provide reasonable protection against harmful interference in a residential installation. This equipment generates, uses and can radiate radio frequency energy and, if not installed and used in accordance with the instructions, may cause harmful interference to radio communications.

However, there is no guarantee that interference will not occur in a particular installation. If this equipment does cause harmful interference to radio or television reception, which can be determined by turning the equipment off and on, the user is encouraged to try to correct the interference by one or more of the following measures:

- Reorient or relocate the receiving antenna.
- Increase the separation between the equipment and receiver.
- Connect the equipment into an outlet on a circuit different from that to which the receiver is connected.
- Consult the dealer or an experience radio/TV technician for help.

AFTER SALES SUPPORT

☎ 1-888-367-7373 help@myproduct.care

MODEL: SL-8336-RF PRODUCT CODE: 54180 11/2017

1 YEAR WARRANTY

5.8″ (148 mm)

SIDE 2: SPANISH

8.3″ (210 mm)

EASY HOME

SPANISH SPANISH

SPANISH SPANISH SPANISH SPANISH SPANISH

Spanish spanish spanish — Spanish spanish spanish

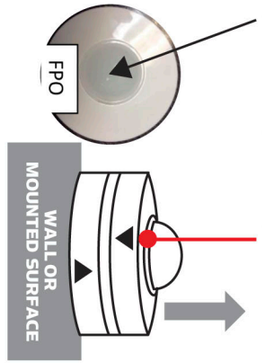

SPANISH SPANISH

Spanish spanish spanish spanish spanish spanish spanish spanish spanish spanish.

SPANISH

Spanish spanish spanish spanish spanish spanish spanish spanish.

SPANISH SPANISH

Spanish spanis ▲ spanish spanish spanish spanish spanish spanish spanish spanish spanish.

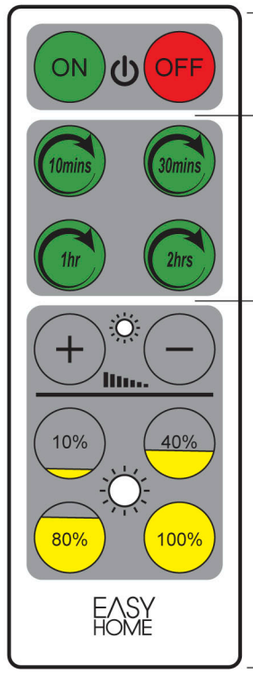

SPANISH SPANISH

SPANISH: Spanish spanish span
SPANISH: Spanish spanish span
SPANISH: Spanish spanish span

SPANISH

Spanish spanish span spanish spanish spanish spanish spanish span spanish spanish spanish span spanish spanish spanish span spanish spanish spanish spanish spanish.

SPANISH

Spanish spanish spanish span spanish spanish

Spanish spanish (+)
spanish spanish span
Spanish spanish (–)
spanish spanish span

SPANISH SPANISH

Spanish spanish span spanish spanish spanish spanish spanish spanish span spanish spanish.

SPANISH SPANISH

Spanish spanish span spanish spanish spanish spanish spanish spanish span spanish.

SPANISH SPANISH

Spanish spanish spanish spanish

SPANISH SPANISH SPAN

1. Spanish spanish spanish spanish spanish span ▲ spanis ▼ spanish span.
2. Spanish spanish spanish spanish spanish spanish spanish spanish spanish span spanish spanish spanish spanish spanish.
3. Spanish spanish spanish spanish.
4. Spanish spanish spanish spanish spanish spanish spanish spanish spanish spanish spanish spanish spanish spanish spanish spanish spanish.

SPANISH SPANISH

Spanish spanish spanish spanish

SPANISH SPANISH / SPANISH SPANISH

- **SPANISH** spanish spanish spanish
- **SPANISH** spanish spanish spanish spanish spanish spanish spanish spanish spanish spanish

FCC SPANISH SPANISH

Spanish spanish spanish spanish spanish spanish. Spanish spanish spanish spanish spanish spanish:
(1) Spanish spanish spanish spanish spanish span
(2) Spanish spanish spanish spanish spanish span, Spanish spanish spanish spanish spanish spanish spanish spanish.

Spanish spanish spanish spanish spanish span, Spanish spanish spanish spanish spanish spanish spanish. Spanish spanish spanish spanish spanish span, Spanish spanish spanish.

NOTE: Spanish spanish spanish spanish spanish span, Spanish spanish spanish spanish spanish spanish spanish spanish. Spanish spanish spanish spanish spanish span, Spanish spanish spanish spanish spanish span. Spanish spanish spanish spanish spanish span, Spanish spanish spanish spanish spanish spanish spanish spanish. Spanish spanish spanish spanish spanish span, Spanish spanish spanish spanish spanish spanish spanish spanish.

Spanish spanish spanish spanish spanish spanish spanish spanish. Spanish spanish spanish spanish spanish span, Spanish spanish spanish spanish spanish span. Spanish spanish spanish spanish spanish span, Spanish spanish spanish spanish spanish spanish spanish spanish. Spanish spanish spanish spanish spanish span, Spanish spanish spanish:

- Spanish spanish spanish spanish spanish span.
- Spanish spanish spanish spanish spanish span spanish spanish.
- Spanish spanish spanish spanish spanish span spanish spanish spanish spanish.
- Spanish spanish spanish spanish spanish span spanish spanish spanish spanish.

SERVICIO POSVENTA

☎ 1-888-367-7373 help@myproduct.care

MODEL: SL-8336-RF PRODUCT CODE: 54180 11/2017

1 AÑOS DE GARANTÍA

5.8″ (148 mm)