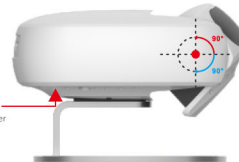
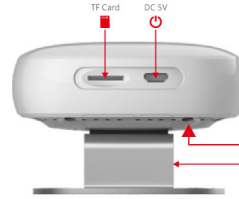
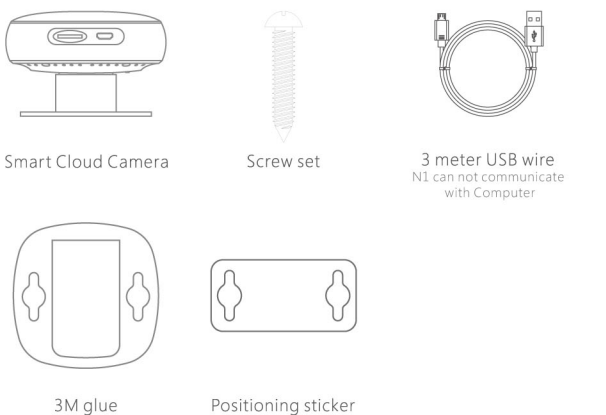


User Manual

N1 wifi camera
tofucam

More information please visit our website www.tofucam.com
or contact our support team: +86 755 8623 8151

1 Packing list & Product components



2 Functions

N1 is a new generation WIFI IPCamera for home surveillance, Watch crystal clear HD video by your smart phone anywhere, anytime; It's designed for home security, pet/kids/elder care. Extra-easy setup and extra-low bandwidth consumption make plug and play come true.



3 Connection & APP Installation

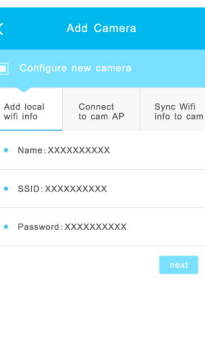
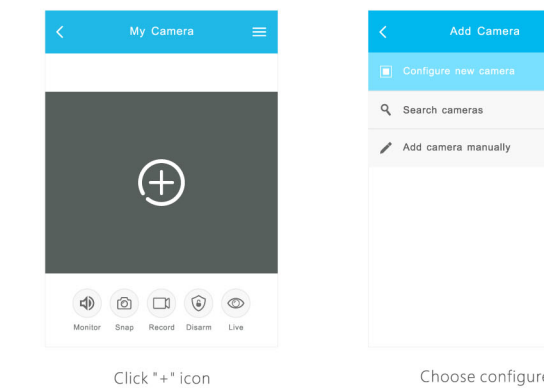


After power-up, the status of indicator is constant green. Search "tofucam" from APP market and installing it. Find the "tofucam" icon and open it.

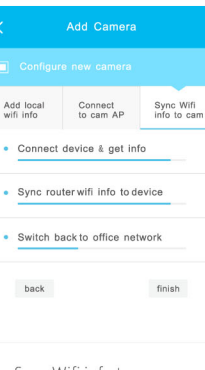


4 APP Setup

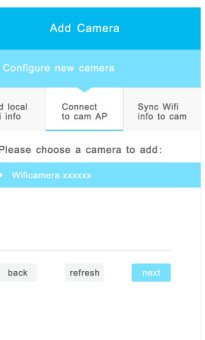
Note: The camera's factory default password: 888888




Fill in your wifi info



Sync Wifi info to camera automatically




Choose a listed camera

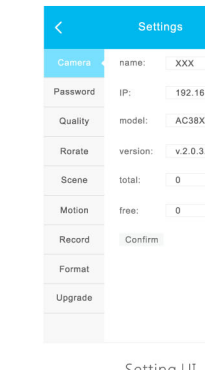


Done
The indicator turn constant blue

5 Watch & Setting



Main UI



Setting UI

FCC CAUTION

§ 15.19 Labelling requirements.
This device complies with part 15 of the FCC Rules. Operation is subject to the following two conditions: (1) This device may not cause harmful interference, and (2) this device must accept any interference received, including interference that may cause undesired operation.

§ 15.21 Information to user.
Any Changes or modifications not expressly approved by the party responsible for compliance could void the user's authority to operate the equipment.

§ 15.105 Information to the user.
Note: This equipment has been tested and found to comply with the limits for a Class B digital device, pursuant to part 15 of the FCC Rules. These limits are designed to provide reasonable protection against harmful interference in a residential installation. This equipment generates uses and can radiate radio frequency energy and, if not installed and used in accordance with the instructions, may cause harmful interference to radio communications. However, there is no guarantee that interference will not occur in a particular installation. If this equipment does cause harmful interference to radio or television reception, which can be determined by turning the equipment off and on, the user is encouraged to try to correct the interference by one or more of the following measures:
-Reorient or relocate the receiving antenna.
-Increase the separation between the equipment and receiver.
-Connect the equipment into an outlet on a circuit different from that to which the receiver is connected.
-Consult the dealer or an experienced radio/TV technician for help.
RF Exposure
When using the device, ensure that the antenna of the device is at least 20 cm away from all persons.

Declaration of Conformity
Hereby, Shenzhen Need Technology Co.,Ltd. declares that this wifi camera product is in compliance with essential requirements and other relevant provisions of Directive 1999/5/EC. A copy of the Declaration of conformity can be found at www.tofucam.com.

Adapter shall be installed near the equipment and shall be easily accessible.
1. The maximum operating temperature of 40°C
2. INPUT: 100-240V~50/60Hz 0.5A
OUTPUT: 5.0V=2.0A
3. The plug considered as disconnect device of adapter

