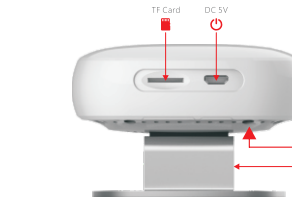
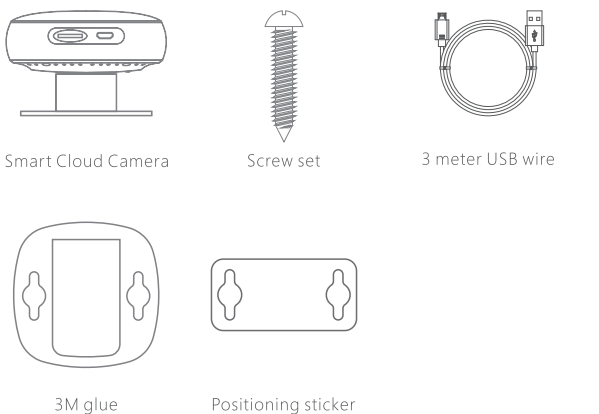


# Quick Start Guide


More information please visit our website [www.tofucam.com](http://www.tofucam.com)  
or contact our support team: +86 755 8623 8151

## 1 Packing list & Product components

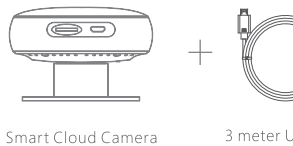


## 2 Functions

N1 is a new generation WIFI IPCamera for home surveillance, Watch crystal clear HD video by your smart phone anywhere, anytime; It's designed for home security, pet/kids/elder care. Extra-easy setup and extra-low bandwidth consumption make plug and play come true.



## 3 Connection & APP Installation




After power-up, the status of indicator is constant green. Search "tofucam" from APP market and installing it. Find the "tofucam" icon and open it.

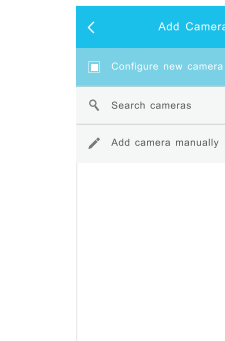


## 4 APP Setup


Note: The camera's factory default password: 888888



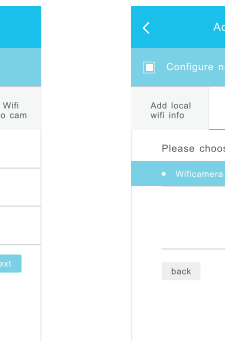
Click "+" icon



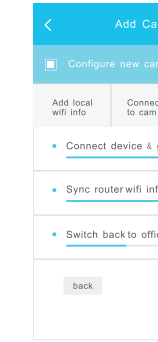
Choose configure



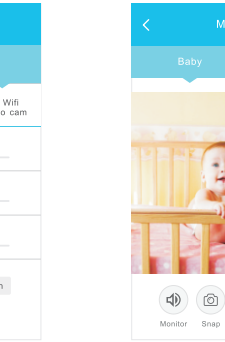
Fill in your wifi info



Choose a listed camera




Sync Wifi info to camera automatically

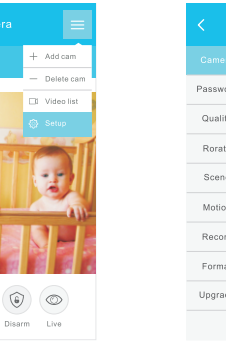


Done  
The indicator turn constant blue

## 5 Watch & Setting



Main UI



Setting UI

## FCC CAUTION

§ 15.19 Labelling requirements.  
This device complies with part 15 of the FCC Rules. Operation is subject to the following two conditions: (1) This device may not cause harmful interference, and (2) this device must accept any interference received, including interference that may cause undesired operation.

§ 15.21 Information to user.  
Any Changes or modifications not expressly approved by the party responsible for compliance could void the user's authority to operate the equipment.

§ 15.105 Information to the user.  
Note: This equipment has been tested and found to comply with the limits for a Class B digital device, pursuant to part 15 of the FCC Rules. These limits are designed to provide reasonable protection against harmful interference in a residential installation. This equipment generates uses and can radiate radio frequency energy and, if not installed and used in accordance with the instructions, may cause harmful interference to radio communications. However, there is no guarantee that interference will not occur in a particular installation. If this equipment does cause harmful interference to radio or television reception, which can be determined by turning the equipment off and on, the user is encouraged to try to correct the interference by one or more of the following measures:

- Reorient or relocate the receiving antenna.
- Increase the separation between the equipment and receiver.
- Connect the equipment into an outlet on a circuit different from that to which the receiver is connected.
- Consult the dealer or an experienced radio/TV technician for help.

Declaration of Conformity  
Hereby, Shenzhen Need Technology Co., Ltd. declares that this wifi camera product is in compliance with essential requirements and other relevant provisions of Directive 1999/5/EC. A copy of the Declaration of conformity can be found at Shenzhen Need Technology Co., Ltd.

**This equipment complies with FCC radiation exposure limits set forth for an uncontrolled environment. This equipment should be installed and operated with minimum distance 20cm between the radiator & your body.**

