




# **Appendix D**







## **Photographs**


1. SAR measurement System
2. Photographs of Tissue Simulate Liquid
3. Photographs of EUT test position
4. EUT Constructional Details

## 1. SAR measurement System









## 2. Photographs of Tissue Simulate Liquid







<p>Photo 1: Tissue Simulant Liquid for Head 750</p>	<p>Photo 2: Tissue Simulant Liquid for Head 835</p>
	
<p>Photo 3: Tissue Simulant Liquid for Head 1750</p>	<p>Photo 4: Tissue Simulant Liquid for Head 1900</p>
	
<p>Photo 5: Tissue Simulant Liquid for Head 2450</p>	<p>Photo 6: Tissue Simulant Liquid for Head 2600</p>
	






<b>Photo 7: Tissue Simulant Liquid for Head 5G</b>	<b>NA</b>
	<b>NA</b>

### 3. Photographs of EUT test position







<p>Photo 8: Left touch cheek</p>	<p>Photo 9: Left tilted 15 degree</p>
	
<p>Photo 10: Right touch cheek</p>	<p>Photo 11: Right tilted 15 degree</p>
	
<p>Photo 12: Front side 15mm</p>	<p>Photo 13: Back side 15mm</p>
	



<p><b>Photo 14: Front side 10mm</b></p>	<p><b>Photo 15: Back side 10mm</b></p>
	
<p><b>Photo 16: Left side 10mm</b></p>	<p><b>Photo 17: Right side 10mm</b></p>
	
<p><b>Photo 18: Top side 10mm</b></p>	<p><b>Photo 19: Bottom side 10mm</b></p>
	



<p><b>Photo 20: Front side 0mm</b></p>	<p><b>Photo 21: Back side 0mm</b></p>
	
<p><b>Photo 22: Right side 0mm</b></p>	<p><b>Photo 23: Top side 0mm</b></p>
	
<p><b>Photo 24: Bottom side 0mm</b></p>	<p>NA</p>
	<p>NA</p>





<p><b>Photo 25: Left touch cheek with back cover</b></p>	<p><b>Photo 26: Left tilted 15 degree with back cover</b></p>
	
<p><b>Photo 27: Right touch cheek with back cover</b></p>	<p><b>Photo 28: Right tilted 15 degree with back cover</b></p>
	
<p><b>Photo 29: Front side 15mm with back cover</b></p>	<p><b>Photo 30: Back side 15mm with back cover</b></p>
	



<p><b>Photo 31: Front side 10mm with back cover</b></p>	<p><b>Photo 32: Back side 10mm with back cover</b></p>
	
<p><b>Photo 33: Left side 10mm with back cover</b></p>	<p><b>Photo 34: Right side 10mm with back cover</b></p>
	
<p><b>Photo 35: Top side 10mm with back cover</b></p>	<p><b>Photo 36: Bottom side 10mm with back cover</b></p>
	

Photo 37: Top side 0mm with back cover	Photo 38: Bottom side 0mm with back cover
	

#### 4. EUT Constructional Details

Photo 39: Front View	Photo 40: Back View
	
Photo 41: Accessory	
