



## 11. SETUP PHOTOS


### ANTENNA PORT AND AC LINE CONDUCTED SETUP




## RADIATED RF MEASUREMENT SETUP




**BELOW 1GHz (FRONT)**



**BELOW 1GHz (BACK)**



**ABOVE 1GHz (FRONT)**




**ABOVE 1GHz (BACK)**

## ORIENTATIONS



**X-ORIENTATION**



**Y-ORIENTATION**

**END OF TEST REPORT**