

Quick Guide

Thank you for purchasing FusionAce pedometer FA-SA31, which can be used with a mobile device app, allowing you to record, store, view your walking data. Please read this guide carefully before use, we shall not take any responsibility for inoperation, damage or danger caused by improper use.

changes or modifications not expressly approved by the party responsible for compliance could void the user's authority to operate the equipment.

This equipment has been tested and found to comply with the limits for a Class B digital device, pursuant to Part 15 of the FCC Rules. These limits are designed to provide reasonable protection against harmful interference in a residential installation. This equipment generates, uses and can radiate radio frequency energy and, if not installed and used in accordance with the instructions, may cause harmful interference to radio communications. However, there is no guarantee that interference will not occur in a particular installation.

If this equipment does cause harmful interference to radio or television reception, which can be determined by turning the equipment off and on, the user is encouraged to try to correct the interference by one or more of the following measures:

- Reorient or relocate the receiving antenna.
- Increase the separation between the equipment and receiver.
- Connect the equipment into an outlet on a circuit different from that to which the receiver is connected.
- Consult the dealer or an experienced radio/TV technician for help.

This device complies with Part 15 of the FCC Rules. Operation is subject to the following two conditions: (1) this device may not cause harmful interference, and (2) this device must accept any interference received, including interference that may cause undesired operation.



Please pay attention to environmental protection, do not discard arbitrarily. The product shall not be disposed as daily household waste.

Safety notice

1. Danger of explosion if battery is incorrectly replaced. Replace only with the same or equivalent type.
2. Do not disassemble, crush, short-circuit or incinerate the battery, otherwise it may cause fire, injury, burns, or other hazards.
3. The li-polymer battery is consumptive material, so recharge it semiannually is needed even if the player is not be used.

4. Please use the adapter provided by or approved by our company. Do make sure the rated Voltage of the adapter is $5V \pm 0.25V$.
5. the USB port works as charging port only, use DC 5V \approx 500mA
6. Do not knock the product hard in case of damage.
7. Do not use abrasive cleaners, waxes or solvents to clean the unit.
8. Keep the product off heating and operate under normal condition.
9. Ensure the operating temperature is within $-5^{\circ}\text{C} \sim +40^{\circ}\text{C}$.
10. Keep away from strong magnetic field and high voltage.
11. This product is not waterproof. Do not use washing or touch it with wet hands.
12. This product is not dustproof. Do not use it in dusty environment.
13. Do not repair or refit the product randomly.
14. Dispose the waste packaging, battery and device properly.

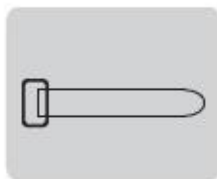
Notice

- The device contains a rechargeable Lithium-ion polymer battery.
- The device can be charge by using an adaptor and the rated voltage request is $5V \pm 0.25V$.
- The device can be use up to 18-21 days after fully charged.
- The device will be automatically shut down when the battery is drained.
- The device should be charged for 2 hours for maximum performance and battery life.
- The device will turn into standby mode automatically when you do not use it after 5 seconds.
- This product is not water resistant. **DO NOT** put it into water.

Accessories



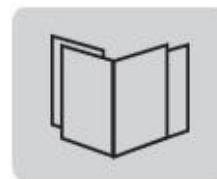
Clip



wristband

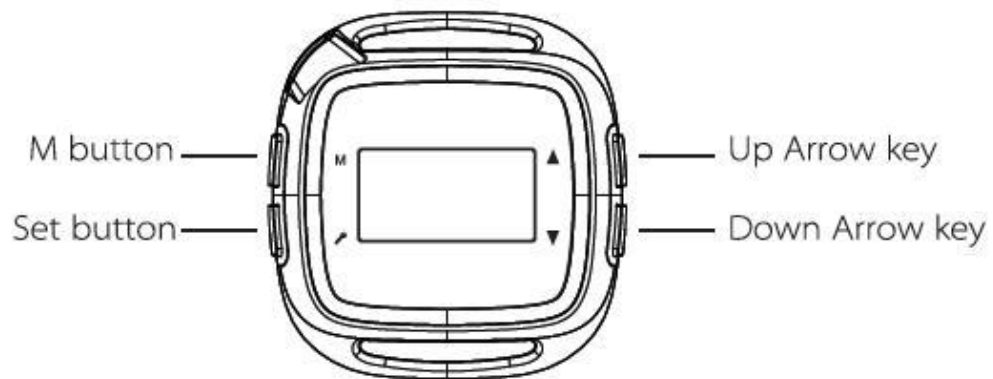


USB charging cable



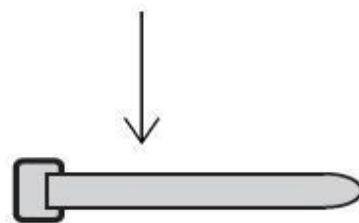
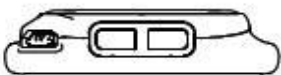
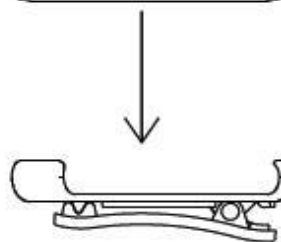
Quick guide

Product Overview



M button: Switch menus/Confirm
Set button: Select functions
Up/ Down arrow key: Adjust value

Wearing the device



App Installation and Pairing For Android

Installing:

- You can download " **FusionActive** " App on Google Play store and install it on your mobile devices.

Pairing:

- Long press the "**Mode**" button to turn on the Bluetooth (the interface will show up a Bluetooth icon in the middle of display).
- Open the " **FusionActive** " App on the Android smartphone and a notification message will show up to ask you to turn on the Bluetooth function (if you already turned on the Bluetooth function, this message will not show up). Press "**Allow**" button to turn on.
- Press the "**Activate**" button on the display and it will begin to pair. When the pairing is finished, the "**Start**" and "**Reset**" button will be available to use.

Syncing:

- Syncing occurs automatically when the device and Android smartphone are in the pairing status.

For iOS

Installing:

- You can download " **FusionActive** " App on iOS App store and install it on your mobile devices.

Pairing:

- Long press the "**Mode**" button to turn on the Bluetooth (the interface will show up a Bluetooth icon in the middle of display).
- Open the " **FusionActive** " App on the iOS smartphone and a notification message will show up to ask you to go to setting to turn on the Bluetooth function (if you already turned on the Bluetooth function, this message will not show up). Press "**Allow**" button to turn on.
- Press the "**Activate**" button on the display and it will begin to pair. When the pairing is finished, the "**Start**" and "**Reset**" button will be available to use.

Syncing:

- Syncing occurs automatically when the device and iOS smartphone are in the pairing status.