


Size: 322.5(w) x 100(h) mm


书纸材质 黑白双面印刷




# WIRELESS SPEAKER

## Instruction Manual

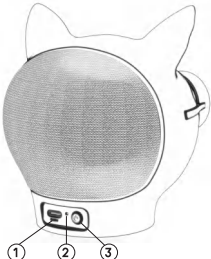
Thank you for purchasing the Wireless Speaker. This manual provides more information about this wireless speaker, please read the instructions before using.



### Product Overview



Front



Back

LED Light

1. USB Type-C Charging Port
2. LED Indicator
3. On / Off Button

### Package Contents

1(One) Wireless Speaker  
1(One) USB Type-C Charging Cable  
1(One) Instruction Manual

### Power On/Off

**Power on:** Press and hold 3 seconds on the Power Button.  
**Power off:** Press and hold 3 seconds on the Power Button.  
Note: Always power off the speaker when not in use.

### LED On/Off

Double press the Power Button to turn On or Off the LED light.

### Pair Wireless speaker with your mobile device

1. Keep the distance between your wireless speaker and mobile phone (or other devices) within 32 Feet.
2. Power on the wireless speaker.
3. Activate the Bluetooth function on your phone within range and select "PSP-0001 SPK" from the list shown.
4. You will hear a beep sound when pairing is successful.

**Reconnect Wireless speaker to your mobile device**  
When powered on, the wireless speaker will automatically connect with the last successfully paired device.


### Charging your Wireless speaker

⚠ For your safety, please always use appropriate 5V output charger/ Adapter to charge the product, **DO NOT USE** Quick Charging USB Adapter to charge the product, as it might damage the product.

1. Use the USB Type-C charging cable provided with this wireless speaker.
2. Connect the USB Type-C plug to USB Type-C charging port on the speaker, then connect the USB plug to wall adapter to begin charging.
3. The LED Indicator will turn red while charging and will turn off once fully charged.

**NOTE:**

- You must select a qualified charger from a regular manufacturer.
- You must charge the Wireless speaker if it has been not used for more than 6 months.



USB Plug      USB Type-C Charging Plug

⚠ **CAUTION:** The USB Type-C charging cable included with this item is intended for use with this product. Only use the included USB Type-C charging cable to charge this product.

USB Type-C Charging Cable rating 5V/1A Max.

### Technical specification

Specifications:  
Output: 5W x 1  
Power Supply: Li-ion Battery 3.7V 1200 mAh  
Playtime: 6-7 Hours  
Charging Time: 3.5-4 Hours  
Bluetooth Range: 32 Feet  
Bluetooth Version: 5.3  
Charging Method: USB Type-C Charging

### FAQ

- ◆ **If the Wireless speaker cannot be paired with your device, please try the following:**  
Ensure that your speaker is in pairing mode or reconnection mode. Ensure that Bluetooth search function of your mobile device is activated.
- ◆ **If the Wireless speaker cannot be recharged:**  
If you use a power outlet, ensure that the power supply is connected securely and the outlet works.

⚠ Safety instructions for the lithium battery and charging the product

- The input voltage to the product is DC 5V 1A.
- In order to charge the product in safe manner and reliable conditions, please only adopt certified appropriate charger/adapter for charging the product.
- Only charge the product at ambient temperatures between 10°C/50°F and 40°C/104 °F.
- Do not heat above 70°C/158°F, eg. Do not expose to sunlight or throw into fire.
- Switch off the product after use.
- Please note that we won't take any responsibility for any wrong operation (eg. Voltage higher than 5V) as this may result in severe injury or loss of property, and we cannot control the operating process during the time the user using this product.
- In extreme cases, abuse or misuse of Lithium battery pack can lead to explosion, heat generation, fire development or smoke development.

### FCC STATEMENT


This device complies with the part 15 of the FCC rules. Operation is subject to the following two conditions:(1) this device may not cause harmful interference, and (2) this device must accept any interference received, including interference that may cause undesired operation.

Caution: changes or modifications not expressly approved by the party responsible for compliance could void the user's authority to operate the equipment.

NOTE: This equipment has been tested and found to comply with the limits for a Class B digital device, pursuant to Part 15 of the FCC Rules. These limits are designed to provide reasonable protection against harmful interference in a residential installation. This equipment generates, uses and can radiate radio frequency energy and, if not installed and used in accordance with instructions may cause harmful interference to radio communications. However, there is no guarantee that interference will not occur in a particular installation. If this equipment does cause harmful interference to radio or television reception, which can be determined by turning the equipment off and on. The user is encouraged to try to correct the interference by one or more of the following measures:

- Reorient or relocate the receiving antenna.
- Increase the separation between the equipment and receiver.
- Connect the equipment into an outlet on a circuit different from that to which the receiver is connected.
- Consult the dealer or experienced radio/ TV technician for help.

RF warning statement:  
The device has been evaluated to meet general RF exposure requirement. The device can be used in portable exposure condition without restriction.



FCC ID: 2ADM5-PSP-0001

ITEM# PSP-0001B

Distributed By:  
International Pet Supplies  
and Distribution, Inc.  
San Diego, CA 92127

Made in China

Contact us at 1.855.FAQ.Petco  
©2025 Petco Animal Supplies, Inc.  
All Rights Reserved

Keep All Relevant Information  
For Future Reference