

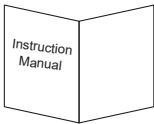
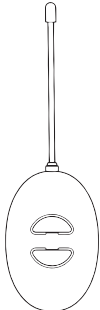
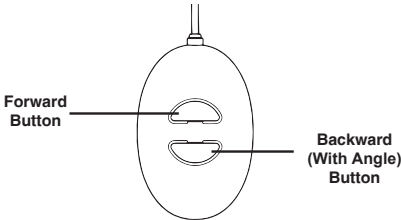
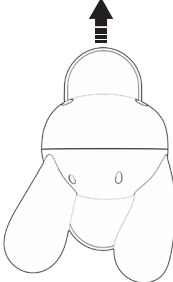
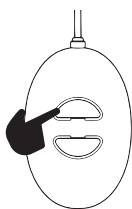
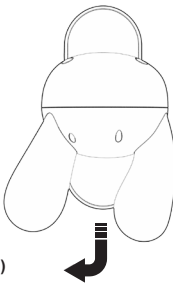

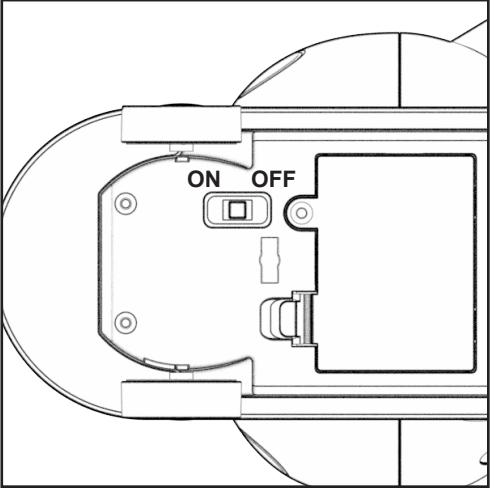
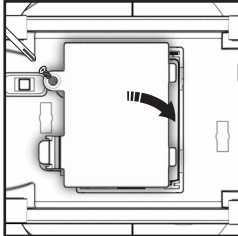
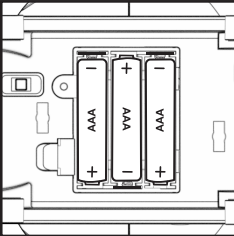
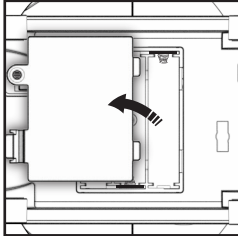
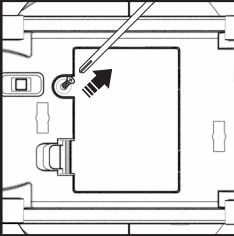
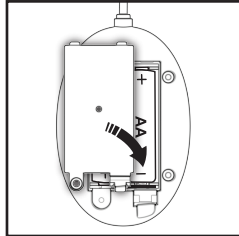
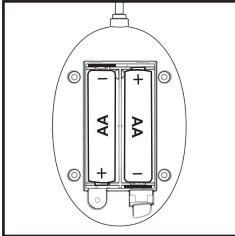
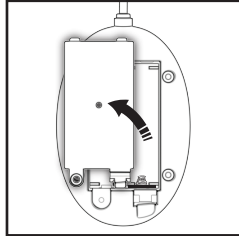
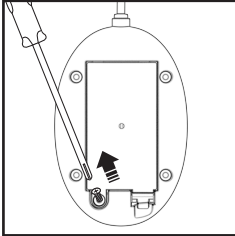



ET-0893 Cinnamon Roll_IM

Size : 350 x 110 mm

雙面印刷

6MAR24

| | | | | |
|---|---|---|--|---|
| <div><div>AGES 8+</div><div><div><div>cinnamoroll™</div><div>REMOTE CONTROL SKATEBOARDING CINNAMOROLL</div><div>Instruction Manual</div><div><div>Thank you for purchasing the Remote Control Skateboarding Cinnamoroll. This manual provides more information about this product, please read the instructions before using.</div><div></div></div></div></div></div> | <div>Product Overview</div> <div></div> <div>Remote Control Skateboarding Cinnamoroll</div> <div></div> <div>Remote Control</div> <div>Instruction Manual</div> | <div>Package Contents</div> <div>Includes: 1(One) x Remote Control Skateboarding Cinnamoroll 6in. x 8.2in. x 6.1in. (15.4cm x 20.85cm x 15.5cm) 1(One) x Remote Control 2.36in. x 1.47in. x 8.67in. (6cm x 3.75cm x 22cm) 1(One) x Instruction Manual</div> <div>Specifications</div> <div>Frequency: 27 MHz FCC ID: 2ADM5-ET-0893 Remote Control Skateboarding Cinnamoroll Power Supply: 3 x AAA 1.5V Batteries (Not Included) Remote Control Power Supply: 2 x AA 1.5V Batteries (Not Included)</div> <div>Remote Controller</div> <div></div> <div>Forward Button</div> <div>Backward (With Angle) Button</div> | <div>Standard Control</div> <div><div>Note: To avoid losing control, always pay attention when controlling the Remote Control Skateboarding Cinnamoroll.</div><div></div><div>Move Forward</div><div>Control Remote Control Skateboarding Cinnamoroll to move forward</div><div></div><div>Move Backward (With Angle)</div><div>Control Remote Control Skateboarding Cinnamoroll to move move backward (with angle)</div></div> | <div>Power On/Off</div> <div></div> <div>Power On/Off</div> <div>Slide the ON/OFF Switch to ON to turn on the Remote Control Skateboarding Cinnamoroll. Slide the ON/OFF Switch to OFF to turn off the Remote Control Skateboarding Cinnamoroll.</div> |
| <div>Batteries Installation For Remote Control Skateboarding Cinnamoroll</div> <div></div> <div>To install batteries into the Remote Control Skateboarding Cinnamoroll, unscrew the screw on the battery box cover to open the cover. Insert 3(Three) X AAA 1.5V Alkaline Batteries (Not Included) into the battery box. Batteries should be placed as shown on the diagram. Replace the battery box cover and tighten the screw.</div> <div>Notice:</div> <div>When inserting the batteries, you must insert according to the correct polarity, the Remote Control Skateboarding Cinnamoroll won't function if batteries are reversed.</div> | <div>Batteries Installation For Remote Controller</div> <div></div> <div>To install batteries into the Remote Controller, unscrew the screw on the battery box cover to open the cover. Insert 2(Two) X AA 1.5V Alkaline Batteries (Not Included) into the battery box. Batteries should be placed as shown on the diagram. Replace the battery box cover and tighten the screw.</div> <div>Notice:</div> <div>When inserting the batteries, you must insert according to the correct polarity, the Remote Controller won't function if batteries are reversed.</div> | <div>Performance Tips</div> <div>1. Do not drive the Remote Control Skateboarding Cinnamoroll on grass, sand or go through water. 2. Do not drive the Remote Control Skateboarding Cinnamoroll in windy or rainy weather. 3. Do not drive the Remote Control Skateboarding Cinnamoroll into any sharp object. 4. Keep fingers, hair and loose clothing away from Remote Control Skateboarding Cinnamoroll.</div> <div>Care and Maintenance</div> <div>Always use dry and soft cloth to clean this product. Avoid this product from being exposed to sunlight or heat. Avoid immersing these toys in water, otherwise, the electronic parts may be damaged. Check the product regularly. If any damages are discovered, please stop using immediately, until it is completely repaired in good working condition.</div> <div>IMPORTANT: BATTERY INFORMATION</div> <div>For AAA Batteries</div> <div><div>⚠ WARNING: TO AVOID BATTERY LEAKAGE</div><div>1) The batteries used with this product are small parts and should be kept away from small children who still put things in their mouths. If they are swallowed, promptly see a doctor and have the doctor phone American Association of Poison Control Centers (1-800-222-1222). 2) Always purchase the correct size and grade of battery most suitable for intended use. 3) Do not mix old and new batteries, alkaline, standard (Carbon - Zinc) or rechargeable (Nickel-cadmium) batteries. 4) Clean the battery contacts and those of the device prior to battery installation. 5) Ensure the batteries are installed correctly with the regard to polarity (+ and -). 6) Always remove batteries if consumed or if product is to be left unused for a long time.</div></div> | <div>For AA Batteries</div> <div><div>⚠ WARNING: TO AVOID BATTERY LEAKAGE</div><div>1) Be sure to insert the batteries correctly, and always follow the toy/game and battery manufacturers' instructions. 2) Do not mix old and new batteries or alkaline, standard (carbon-zinc) or rechargeable (nickel-cadmium) batteries. 3) Always remove weak or dead batteries from the product. 4) Remove the battery if the product is left unused for a long period of time.</div></div> <div>Warning</div> <div>This product is suitable for individuals with operating experience in remote toys or those aged 8 years old and above. Please do not put the product in your mouth to prevent choking hazards from small parts. Avoid inserting your fingers into available interspaces. Do not engage in rough play with the product, such as throwing, crashing, or twisting it. Store smaller-sized product accessories in places that are out of reach of children to prevent accidents. Avoid placing batteries in areas with high temperatures or exposing them to heat. When young children are operating the product, it is essential to ensure that adults are guiding them and maintaining visual control of the toy for convenient control. When the product is not in use, please switch off the power supply and remove the batteries. Please note that we cannot be held responsible for any injuries, property damage, or loss resulting from incorrect operation during the assembly or use of this product. Caution: Any changes or modifications not expressly approved by the party responsible for compliance could void the user's authority to operate the product.</div> | <div>FCC Statement</div> <div>This device complies with the part 15 of the FCC rules. Operation is subject to the following two conditions:(1) this device may not cause harmful interference, and (2) this device must accept any interference received, including interference that may cause undesired operation. Caution: changes or modifications not expressly approved by the party responsible for compliance could void the user's authority to operate the equipment. NOTE: This equipment has been tested and found to comply with the limits for a Class B digital device, pursuant to Part 15 of the FCC Rules. These limits are designed to provide reasonable protection against harmful interference in a residential installation. This equipment generates, uses and can radiate radio frequency energy and, if not installed and used in accordance with instructions may cause harmful interference to radio or television reception, which can be determined by turning the equipment off and on. The user is encouraged to try to correct the interference by one or more of the following measures: • Reorient or relocate the receiving antenna. • Increase the separation between the equipment and receiver. • Connect the equipment into an outlet on a circuit different from that to which the receiver is connected. • Consult the dealer or experienced radio/ TV technician for help. RF warning statement: The device has been evaluated to meet general RF exposure requirement. The device can be used in portable exposure condition without restriction. FCC ID: 2ADM5-ET-0893 FCC Distributed by 1616 Holdings, Inc. 701 Market Street, Suite 200 Philadelphia, PA 19106 Made In Shantou, China Keep All Relevant Information for Future Reference</div> <div><div>SIL-35018 © 2024 SANRIO CO., LTD. TM and ® denote U.S. Trademarks Used Under License. www.sanrio.com</div></div> <div>Item# ET-0893</div> |