






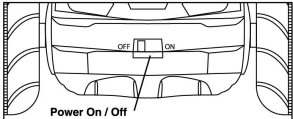
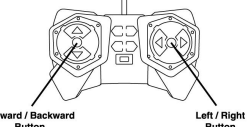
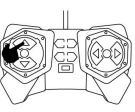
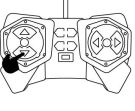
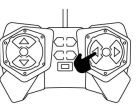
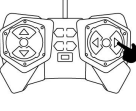


Date: 20 MAR 2024

Product: ET-0007-VENOM RC Flip Car IM V2

Size : 420 x 110 mm



<div><div>AGES 8+</div><div> RC FLIP CAR VENOM VS SPIDERMAN</div><div>Instruction Manual</div><div>Thank you for purchasing the RC Flip Car. This manual provides more information about this RC Car, please read the instructions before using.</div><div></div></div>	<div><div>Product Overview</div><div><div> Top View</div><div> On/Off Switch</div><div> Remote Control</div><div> Instruction Manual</div><div> RC Flip Car</div></div><div><div>Car Power On/Off</div><div> Power On / Off</div><div>Power On/Off Slide the ON/OFF Switch to ON to turn on the RC Flip Car. Slide the ON/OFF Switch to OFF to turn off the RC Flip Car.</div></div></div>	<div><div>Package Contents</div><div>1(One) RC Flip Car 5.94in. x 2.83in. x 6.1in. (15.1cm x 7.2cm x 15.5cm) 1(One) Remote Control 4.6in. x 10in. x 1in. (11.7cm x 25.6cm x 2.75cm) 1(One) Instruction Manual</div><div><div>Specifications</div><div>Frequency: 27 MHz FCC ID: 2ADM5-ET-0007-27V2 Power Supply: RC Flip Car Power Supply: 4 x AA 1.5V Batteries (Not Included) Remote Control Power Supply: 3 x AAA 1.5V Batteries (Not Included)</div></div><div><div>Remote Control</div><div> Forward / Backward Button Left / Right Button</div></div></div>	<div><div>Operate Your Car</div><div><div>Note: To avoid losing control, always pay attention when playing the RC Car.</div><div><div>Forward</div><div> Press the forward button to move forward the car</div></div><div><div>Backward</div><div> Press the backward button to move backward the car</div></div></div></div>	<div><div>Operate Your Car</div><div><div>Left</div><div> Press the left button to turn left the car</div></div><div><div>Right</div><div> Press the right button to turn right the car</div></div></div>
--	--	--	---	---