


Wulian[®]

Wall Switch

Model: WL-ZCSWNPW-S1314-01



User Manual

Federal Communications Commission (FCC) Compliance

Notice:

This equipment has been tested and found to comply with the limits for a Class B digital device, pursuant to part 15 of the FCC Rules. These limits are designed to provide reasonable protection against harmful interference in a residential installation. This equipment generates, uses and can radiate radio frequency energy and, if not installed and used in accordance with the instructions, may cause harmful interference to radio communications. However, there is no guarantee that interference will not occur in a particular installation. If this equipment does cause harmful interference to radio or television reception, which can be determined by turning the equipment off and on, the user is encouraged to try to correct the interference by one or more of the following measures:

- Reorient or relocate the receiving antenna.
- Increase the separation between the equipment and receiver.
- Connect the equipment into an outlet on a circuit different from that to which the receiver is connected.
- Consult the dealer or an experienced radio/TV technician for help.

Federal Communications Commission (FCC) Compliance


Any changes or modifications not expressly approved by the party responsible for compliance could void the user's authority to operate this equipment.

This device complies with Part 15 of the FCC Rules. Operation is subject to the following two conditions:

- (1) This device may not cause harmful interference, and
- (2) this device must accept any interference received, including interference that may cause undesired operation.

Thank you for choosing the products of Wulian. Manual is devoted to guiding you the installation steps and features of Wulian products

This manual is protected under international copyright laws. Without permission in written of NanJing IoT Sensor Technology Co., Ltd. Any part of this manual are not allowed to copy, distribute, translate or transfer in any form or by any means (electronic version or mechanical version), including photocopy, data recorded or stored in any information storage or retrieval system, and also prohibit reverse engineering

Wulian, IOT Sensor,  are all the registered trademarks of Nanjing IoT Sensor Technology Co., Ltd. Usage of these trademarks is strictly prohibited without the written authorization and permission from Wulian. Legal action will be taken against unauthorized use of these trademarks.

All the other trademarks and copyrights in this manual belong to respective possessor.

Wulian reserves the right to change and modify misprinted and incorrect information and improves programs or devices at any time without notice. Such modifications will be written in the new— edition of the manual.

NanJing IoT Sensor Technology Co., Ltd.

Copyrights: 2013–0318.6

I .Production Introduction

Wall Switch is based on ZigBee protocol, allows users to control indoor switches remotely by any smart mobile terminals, very simple operation.



This product is also widely applied in smart building,smart hospital, smart hotel, and smart breeding etc besides for the smart home system

II .Function Features

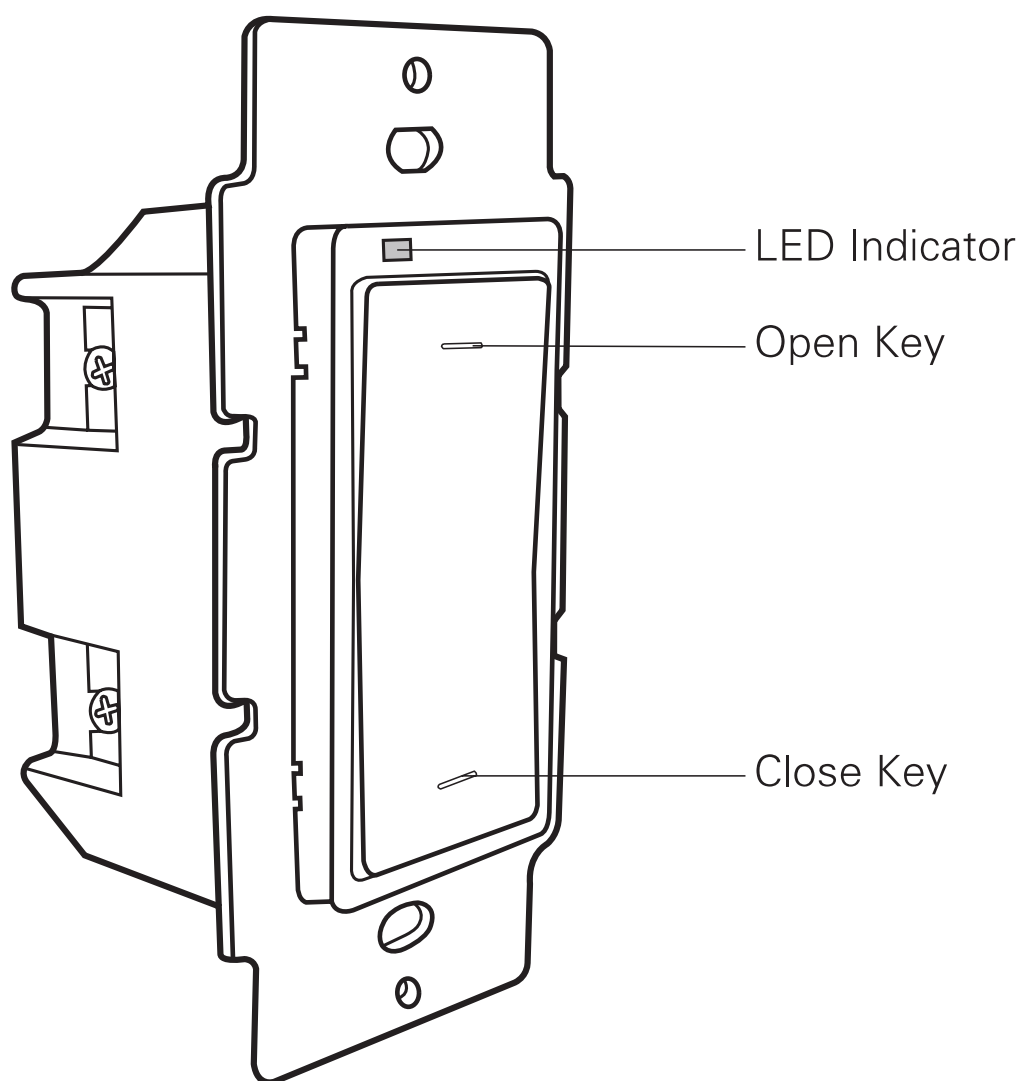
Support ZigBee protocol

ZigBee device type: Repeater

Cute appearance

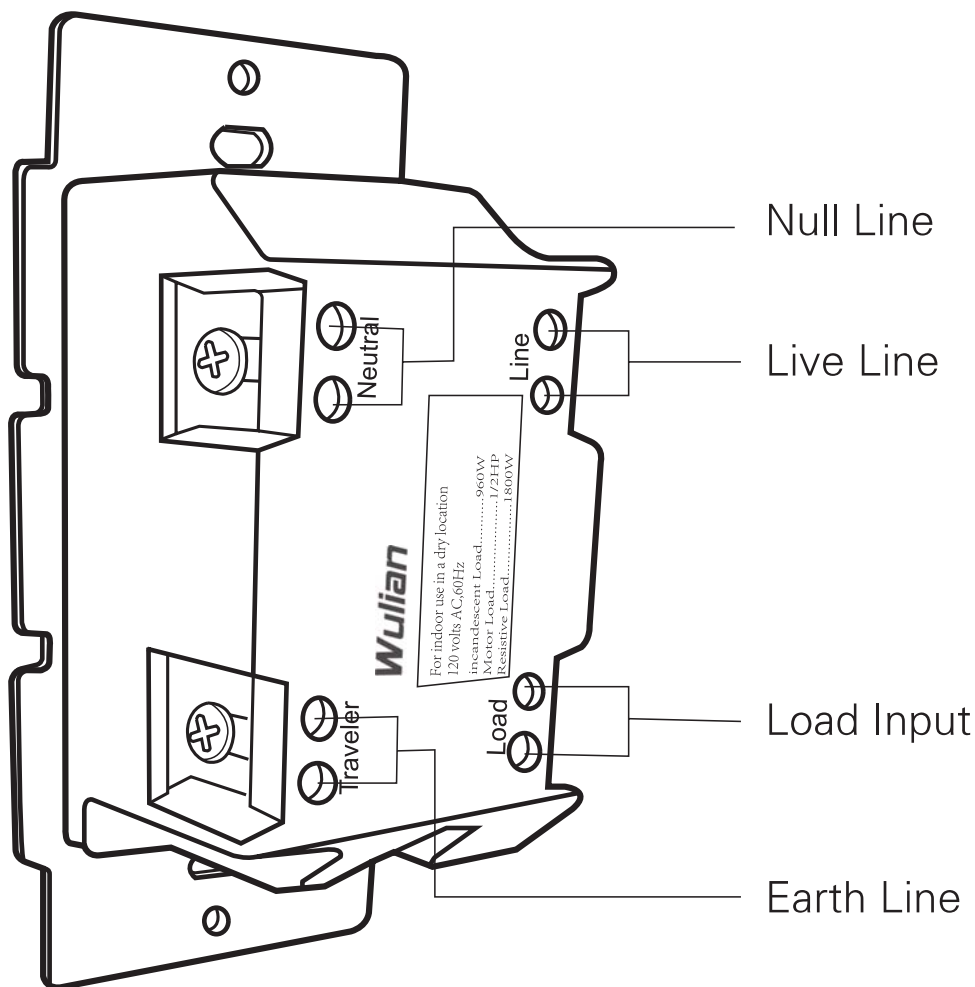
Simple installation,easy operation

III . Function illustration



IV. Installation steps

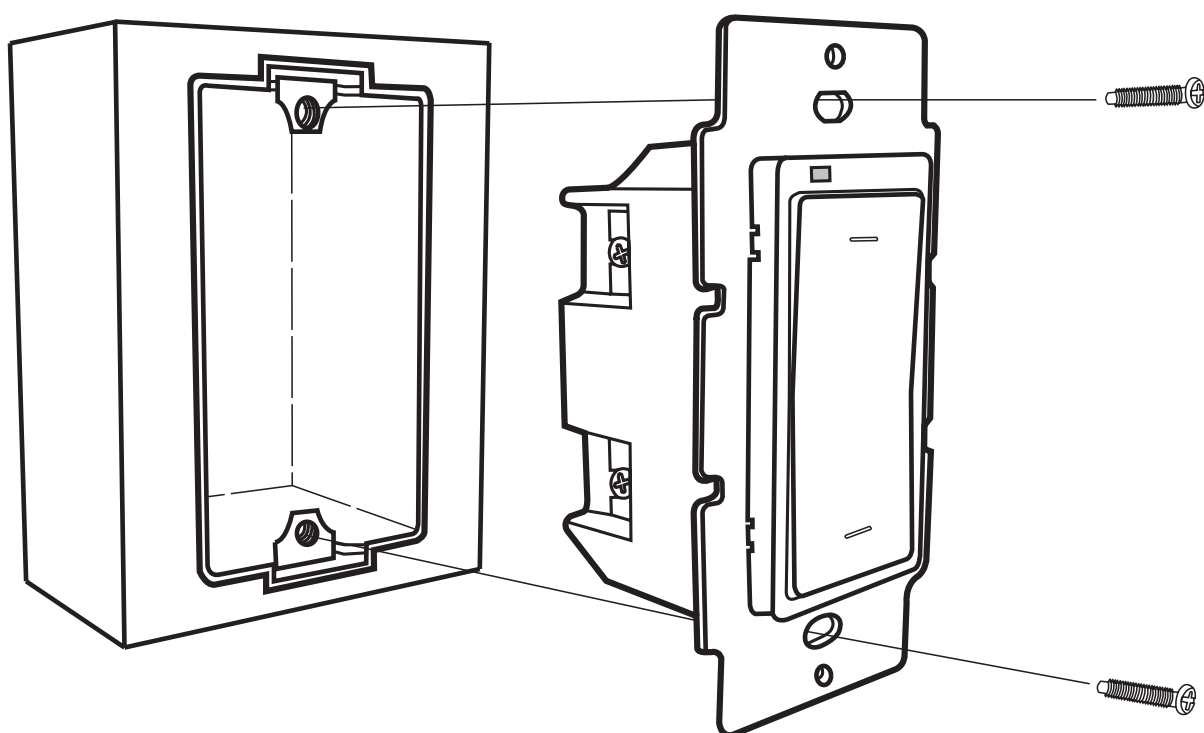
1. Connect this product with the wire of the wall box. Fix Live Line into Line, Null Line into Neutral, Earth Line into Traveler, Load Input into Load



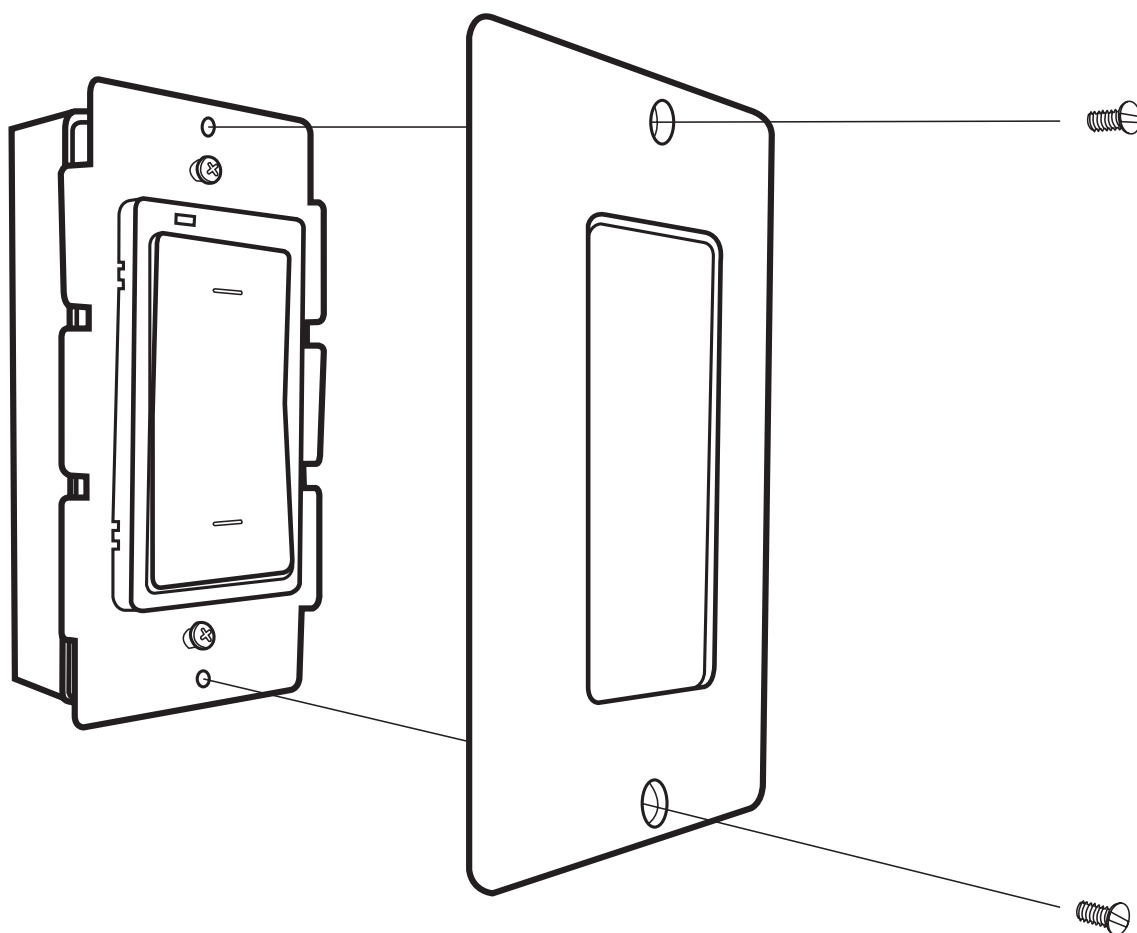
Note: Please make sure that the power has been turned off before installation!

Dangerous, non-professionals are prohibited operating without authorization.

2. Embed the screws in the wall box into mounting holes and tighten. Make sure the indication light upward direction.



3. Shut down the decorative cover for the final installation.



V. Application methods

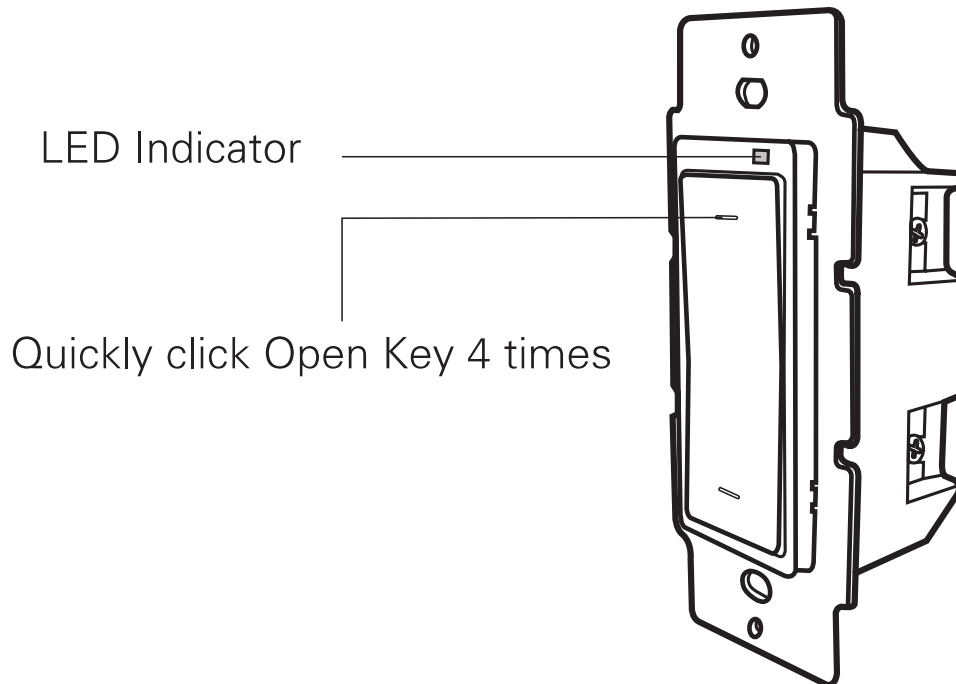
1. Networking Setup

(1) Please make sure the gateway (need to additional purchase) ZigBee network is working with power within the valid communication distance of gateway before configuring the wall switch.

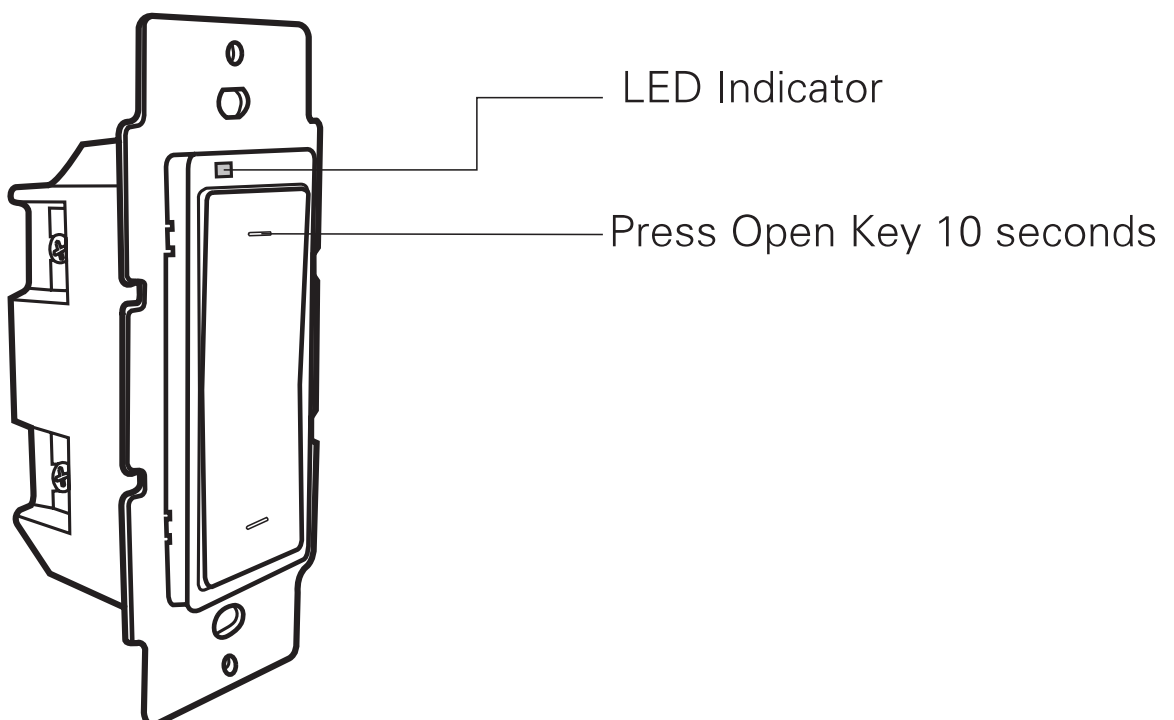


Note: For more details please refer to wireless gateway instruction

(2) Quickly click Open Key 4 times to join ZigBee network. LED Indicator Light stays flickering when searching network. Upon successful connection, LED Indicator Light will stay lit in 2 seconds and then goes off



(3) Press Open Key 10 seconds to restore the factory setting and exit ZigBee network. LED indicator goes out after flashing 4 times



2. Software download

(1) Choose the related software according to different smart mobile terminal.

a) Android users can search for the term “wulian” in Google Play Store, select “Wulian Smart Home” for downloading;

b) iPhone and iPad users can log into APP Store and search for the term “Wulian” , select “Wulian Smart Home” for downloading;

c) Users can also directly download from our official website <http://wulian.cc/english/service.html>

(2) Install and operate according to the indication of each version of software;

(3) Installation completed, enter setup and usage interface

(4) It also supports computer operation according to users' needs.

3. How to use

Users can control the switch with ease via mobile terminal device and choose any scene mode. Specific operational processes see various versions of instructions.

VI. Notes

Installation

If you are new to using it, please read this product instruction carefully before installation.

Cleaning

This product should be installed in a clean and dry place to avoid humidity or other material entering internal components which will influence its work. When the surface is stained with dust, dry it with soft cloth, cleaning fluid with corrosive composition and other chemical solvent are forbidden.

Storage

Those products packed in boxes should be placed in the location which is dry, free of corrosive gas and available to air. The height of pile should be no more than 10 layers. Store temperature should be between $-10^{\circ}\text{C} \sim +45^{\circ}\text{C}$ with humidity $\leq 75\%$.

Transportation

Those products packed in boxes can be transported with any kind of means, if the direct influence of rain, snow, and severe impact is avoided.

After-sale service

Once broken, it should be send to the local maintenance station and only professional personnel can open it. Our customer service department is also available for help. Service Hotline 400-928-9228.

VII. Product Standard

Communication Way	IEEE802.15.4 (ZigBee)
Voltage	125 VAC 60Hz
Current	15A
Working Temperature	-10°C~+45°C
Weight	215g
Net Weight	165g

VIII. Components within the package

Components	QTY
Wall Switch	1
Manual	1
Warranty Card	1

IX. Ordering Information

Ordering Name	Wall Switch
Model	WL-ZCSWNPW-S1314-01
Series models	WL-ZCSWNPW-S1314-xx
(xx denotes 80~99)	

Building No. 11, Software Valley, No. 15, Fengji Avenue, Yuhuatai District,
Nanjing. (Zip code: 210039)

Service Hotline: 400-928-9228

www.wulian.cc