



# 1. Effective (Isotropic) Radiated Power Output Data

## 1.1 B4\_1.4MHz\_EIRP

### 1.1.1 Test Result

Band: 4 / Bandwidth: 1.4MHz / NTNV										
Modulation	Frequency (MHz)	RB Allocation		Conducted Power (dBm)	Gain (dBi)	EIRP (dBm)		Verdict		
		Size	Offset			Result	Limit			
QPSK	1710.7	1	0	24.06	-0.45	23.61	<=30	Pass		
			2	24.12	-0.45	23.67	<=30	Pass		
			5	24.09	-0.45	23.64	<=30	Pass		
		3	0	24.01	-0.45	23.56	<=30	Pass		
			2	24.04	-0.45	23.59	<=30	Pass		
			3	24.07	-0.45	23.62	<=30	Pass		
		6	0	23.04	-0.45	22.59	<=30	Pass		
		1732.5	1	0	24.01	-0.45	23.56	<=30	Pass	
				2	24.00	-0.45	23.55	<=30	Pass	
	5			24.03	-0.45	23.58	<=30	Pass		
	3		0	24.14	-0.45	23.69	<=30	Pass		
			2	24.17	-0.45	23.72	<=30	Pass		
			3	24.14	-0.45	23.69	<=30	Pass		
	6		0	23.08	-0.45	22.63	<=30	Pass		
	1754.3		1	0	23.89	-0.45	23.44	<=30	Pass	
				2	23.95	-0.45	23.50	<=30	Pass	
		5		23.90	-0.45	23.45	<=30	Pass		
		3	0	23.93	-0.45	23.48	<=30	Pass		
			2	23.95	-0.45	23.50	<=30	Pass		
			3	23.91	-0.45	23.46	<=30	Pass		
		6	0	22.82	-0.45	22.37	<=30	Pass		
		16QAM	1710.7	1	0	23.14	-0.45	22.69	<=30	Pass
					2	23.08	-0.45	22.63	<=30	Pass
	5				23.09	-0.45	22.64	<=30	Pass	
3	0			22.97	-0.45	22.52	<=30	Pass		
	2			22.94	-0.45	22.49	<=30	Pass		
	3			22.90	-0.45	22.45	<=30	Pass		
6	0			22.20	-0.45	21.75	<=30	Pass		
1732.5	1			0	23.79	-0.45	23.34	<=30	Pass	
				2	23.84	-0.45	23.39	<=30	Pass	
			5	24.05	-0.45	23.60	<=30	Pass		
	3		0	23.29	-0.45	22.84	<=30	Pass		
			2	23.27	-0.45	22.82	<=30	Pass		
			3	23.27	-0.45	22.82	<=30	Pass		
	6		0	22.22	-0.45	21.77	<=30	Pass		
	1754.3		1	0	23.68	-0.45	23.23	<=30	Pass	
				2	23.70	-0.45	23.25	<=30	Pass	
5				23.75	-0.45	23.30	<=30	Pass		
3			0	22.49	-0.45	22.04	<=30	Pass		
			2	22.55	-0.45	22.10	<=30	Pass		
			3	22.53	-0.45	22.08	<=30	Pass		
6			0	22.02	-0.45	21.57	<=30	Pass		

Note1: EIRP=Conducted Power+Antenna Gain



### 1.2 B4\_3MHz\_EIRP

#### 1.2.1 Test Result

Band: 4 / Bandwidth: 3MHz / NTNV										
Modulation	Frequency (MHz)	RB Allocation		Conducted Power (dBm)	Gain (dBi)	EIRP (dBm)		Verdict		
		Size	Offset			Result	Limit			
QPSK	1711.5	1	0	24.02	-0.45	23.57	<=30	Pass		
			7	24.06	-0.45	23.61	<=30	Pass		
			14	24.14	-0.45	23.69	<=30	Pass		
		8	0	23.08	-0.45	22.63	<=30	Pass		
			4	22.98	-0.45	22.53	<=30	Pass		
			7	22.99	-0.45	22.54	<=30	Pass		
		15	0	22.92	-0.45	22.47	<=30	Pass		
		1732.5	1	0	24.03	-0.45	23.58	<=30	Pass	
				7	24.01	-0.45	23.56	<=30	Pass	
	14			24.01	-0.45	23.56	<=30	Pass		
	8		0	23.07	-0.45	22.62	<=30	Pass		
			4	23.03	-0.45	22.58	<=30	Pass		
			7	23.04	-0.45	22.59	<=30	Pass		
	15		0	23.06	-0.45	22.61	<=30	Pass		
	1753.5		1	0	23.83	-0.45	23.38	<=30	Pass	
				7	23.80	-0.45	23.35	<=30	Pass	
		14		23.82	-0.45	23.37	<=30	Pass		
		8	0	22.73	-0.45	22.28	<=30	Pass		
			4	22.84	-0.45	22.39	<=30	Pass		
			7	22.79	-0.45	22.34	<=30	Pass		
		15	0	22.79	-0.45	22.34	<=30	Pass		
		16QAM	1711.5	1	0	23.45	-0.45	23.00	<=30	Pass
					7	23.40	-0.45	22.95	<=30	Pass
	14				23.47	-0.45	23.02	<=30	Pass	
	8			0	22.35	-0.45	21.90	<=30	Pass	
				4	22.35	-0.45	21.90	<=30	Pass	
				7	22.30	-0.45	21.85	<=30	Pass	
15	0			22.20	-0.45	21.75	<=30	Pass		
1732.5	1			0	24.03	-0.45	23.58	<=30	Pass	
				7	24.01	-0.45	23.56	<=30	Pass	
			14	24.02	-0.45	23.57	<=30	Pass		
	8		0	22.18	-0.45	21.73	<=30	Pass		
			4	22.20	-0.45	21.75	<=30	Pass		
			7	22.18	-0.45	21.73	<=30	Pass		
	15		0	22.18	-0.45	21.73	<=30	Pass		
	1753.5		1	0	23.44	-0.45	22.99	<=30	Pass	
				7	23.45	-0.45	23.00	<=30	Pass	
14				23.44	-0.45	22.99	<=30	Pass		
8			0	22.11	-0.45	21.66	<=30	Pass		
			4	22.15	-0.45	21.70	<=30	Pass		
			7	22.14	-0.45	21.69	<=30	Pass		
15			0	21.94	-0.45	21.49	<=30	Pass		

Note1: EIRP=Conducted Power+Antenna Gain

### 1.3 B4\_5MHz\_EIRP



1.3.1 Test Result

Band: 4 / Bandwidth: 5MHz / NTN										
Modulation	Frequency (MHz)	RB Allocation		Conducted Power (dBm)	Gain (dBi)	EIRP (dBm)		Verdict		
		Size	Offset			Result	Limit			
QPSK	1712.5	1	0	24.05	-0.45	23.60	<=30	Pass		
			13	24.04	-0.45	23.59	<=30	Pass		
			24	23.99	-0.45	23.54	<=30	Pass		
		12	0	23.11	-0.45	22.66	<=30	Pass		
			6	23.07	-0.45	22.62	<=30	Pass		
			13	23.06	-0.45	22.61	<=30	Pass		
		25	0	22.97	-0.45	22.52	<=30	Pass		
		1732.5	1	0	24.17	-0.45	23.72	<=30	Pass	
				13	23.95	-0.45	23.50	<=30	Pass	
	24			23.93	-0.45	23.48	<=30	Pass		
	12		0	23.08	-0.45	22.63	<=30	Pass		
			6	22.98	-0.45	22.53	<=30	Pass		
			13	23.11	-0.45	22.66	<=30	Pass		
	25		0	23.06	-0.45	22.61	<=30	Pass		
	1752.5		1	0	23.83	-0.45	23.38	<=30	Pass	
				13	23.72	-0.45	23.27	<=30	Pass	
		24		23.77	-0.45	23.32	<=30	Pass		
		12	0	22.76	-0.45	22.31	<=30	Pass		
			6	22.74	-0.45	22.29	<=30	Pass		
			13	22.85	-0.45	22.40	<=30	Pass		
		25	0	22.85	-0.45	22.40	<=30	Pass		
		16QAM	1712.5	1	0	22.72	-0.45	22.27	<=30	Pass
					13	22.85	-0.45	22.40	<=30	Pass
	24				22.84	-0.45	22.39	<=30	Pass	
12	0			22.06	-0.45	21.61	<=30	Pass		
	6			22.12	-0.45	21.67	<=30	Pass		
	13			22.14	-0.45	21.69	<=30	Pass		
25	0			22.22	-0.45	21.77	<=30	Pass		
1732.5	1			0	23.72	-0.45	23.27	<=30	Pass	
				13	23.70	-0.45	23.25	<=30	Pass	
			24	23.76	-0.45	23.31	<=30	Pass		
	12		0	22.12	-0.45	21.67	<=30	Pass		
			6	22.13	-0.45	21.68	<=30	Pass		
			13	22.15	-0.45	21.70	<=30	Pass		
	25		0	22.26	-0.45	21.81	<=30	Pass		
	1752.5		1	0	23.37	-0.45	22.92	<=30	Pass	
				13	23.34	-0.45	22.89	<=30	Pass	
24				23.38	-0.45	22.93	<=30	Pass		
12			0	21.88	-0.45	21.43	<=30	Pass		
			6	21.89	-0.45	21.44	<=30	Pass		
			13	21.89	-0.45	21.44	<=30	Pass		
25			0	21.79	-0.45	21.34	<=30	Pass		

Note1: EIRP=Conducted Power+Antenna Gain

1.4 B4\_10MHz\_EIRP

1.4.1 Test Result



Band: 4 / Bandwidth: 10MHz / NTN										
Modulation	Frequency (MHz)	RB Allocation		Conducted Power (dBm)	Gain (dBi)	EIRP (dBm)		Verdict		
		Size	Offset			Result	Limit			
QPSK	1715	1	0	24.01	-0.45	23.56	<=30	Pass		
			25	23.98	-0.45	23.53	<=30	Pass		
			49	24.02	-0.45	23.57	<=30	Pass		
		25	0	23.09	-0.45	22.64	<=30	Pass		
			13	23.16	-0.45	22.71	<=30	Pass		
			25	22.97	-0.45	22.52	<=30	Pass		
		50	0	23.09	-0.45	22.64	<=30	Pass		
		1732.5	1	0	24.16	-0.45	23.71	<=30	Pass	
				25	24.14	-0.45	23.69	<=30	Pass	
	49			24.17	-0.45	23.72	<=30	Pass		
	25		0	23.11	-0.45	22.66	<=30	Pass		
			13	23.09	-0.45	22.64	<=30	Pass		
			25	23.09	-0.45	22.64	<=30	Pass		
	50		0	23.04	-0.45	22.59	<=30	Pass		
	1750		1	0	23.84	-0.45	23.39	<=30	Pass	
				25	23.86	-0.45	23.41	<=30	Pass	
		49		23.80	-0.45	23.35	<=30	Pass		
		25	0	22.78	-0.45	22.33	<=30	Pass		
			13	22.96	-0.45	22.51	<=30	Pass		
			25	22.87	-0.45	22.42	<=30	Pass		
		50	0	22.94	-0.45	22.49	<=30	Pass		
		16QAM	1715	1	0	23.84	-0.45	23.39	<=30	Pass
					25	23.86	-0.45	23.41	<=30	Pass
	49				23.82	-0.45	23.37	<=30	Pass	
25	0			22.07	-0.45	21.62	<=30	Pass		
	13			22.23	-0.45	21.78	<=30	Pass		
	25			22.19	-0.45	21.74	<=30	Pass		
50	0			22.17	-0.45	21.72	<=30	Pass		
1732.5	1			0	23.54	-0.45	23.09	<=30	Pass	
				25	23.64	-0.45	23.19	<=30	Pass	
			49	23.58	-0.45	23.13	<=30	Pass		
	25		0	22.26	-0.45	21.81	<=30	Pass		
			13	22.32	-0.45	21.87	<=30	Pass		
			25	22.24	-0.45	21.79	<=30	Pass		
	50		0	22.18	-0.45	21.73	<=30	Pass		
	1750		1	0	24.21	-0.45	23.76	<=30	Pass	
				25	24.44	-0.45	23.99	<=30	Pass	
49				24.33	-0.45	23.88	<=30	Pass		
25			0	22.01	-0.45	21.56	<=30	Pass		
			13	22.04	-0.45	21.59	<=30	Pass		
			25	21.95	-0.45	21.50	<=30	Pass		
50			0	22.08	-0.45	21.63	<=30	Pass		

Note1: EIRP=Conducted Power+Antenna Gain

## 1.5 B4\_15MHz\_EIRP

### 1.5.1 Test Result

Band: 4 / Bandwidth: 15MHz / NTN						
Modulation	Frequency	RB Allocation	Conducted Power	Gain	EIRP (dBm)	Verdict

	(MHz)	Size	Offset	(dBm)	(dBi)	Result	Limit			
QPSK	1717.5	1	0	23.99	-0.45	23.54	<=30	Pass		
			38	23.99	-0.45	23.54	<=30	Pass		
			74	24.08	-0.45	23.63	<=30	Pass		
		36	0	23.09	-0.45	22.64	<=30	Pass		
			18	23.10	-0.45	22.65	<=30	Pass		
			39	23.11	-0.45	22.66	<=30	Pass		
		75	0	23.08	-0.45	22.63	<=30	Pass		
		1732.5	1	0	23.94	-0.45	23.49	<=30	Pass	
				38	23.96	-0.45	23.51	<=30	Pass	
	74			23.92	-0.45	23.47	<=30	Pass		
	36		0	23.14	-0.45	22.69	<=30	Pass		
			18	23.13	-0.45	22.68	<=30	Pass		
			39	23.13	-0.45	22.68	<=30	Pass		
	75		0	23.05	-0.45	22.60	<=30	Pass		
	1747.5		1	0	23.87	-0.45	23.42	<=30	Pass	
				38	23.89	-0.45	23.44	<=30	Pass	
		74		23.87	-0.45	23.42	<=30	Pass		
		36	0	22.96	-0.45	22.51	<=30	Pass		
			18	22.96	-0.45	22.51	<=30	Pass		
			39	22.87	-0.45	22.42	<=30	Pass		
		75	0	22.94	-0.45	22.49	<=30	Pass		
		16QAM	1717.5	1	0	23.87	-0.45	23.42	<=30	Pass
					38	23.87	-0.45	23.42	<=30	Pass
	74				23.89	-0.45	23.44	<=30	Pass	
36	0			22.36	-0.45	21.91	<=30	Pass		
	18			22.33	-0.45	21.88	<=30	Pass		
	39			22.30	-0.45	21.85	<=30	Pass		
75	0			22.09	-0.45	21.64	<=30	Pass		
1732.5	1			0	23.78	-0.45	23.33	<=30	Pass	
				38	23.71	-0.45	23.26	<=30	Pass	
			74	23.69	-0.45	23.24	<=30	Pass		
	36		0	22.14	-0.45	21.69	<=30	Pass		
			18	22.16	-0.45	21.71	<=30	Pass		
			39	22.19	-0.45	21.74	<=30	Pass		
	75		0	22.15	-0.45	21.70	<=30	Pass		
	1747.5		1	0	24.07	-0.45	23.62	<=30	Pass	
				38	24.30	-0.45	23.85	<=30	Pass	
74				24.40	-0.45	23.95	<=30	Pass		
36			0	21.91	-0.45	21.46	<=30	Pass		
			18	21.92	-0.45	21.47	<=30	Pass		
			39	22.02	-0.45	21.57	<=30	Pass		
75			0	22.02	-0.45	21.57	<=30	Pass		

Note1: EIRP=Conducted Power+Antenna Gain

## 1.6 B4\_20MHz\_EIRP

### 1.6.1 Test Result

Band: 4 / Bandwidth: 20MHz / NTNV								
Modulation	Frequency (MHz)	RB Allocation		Conducted Power (dBm)	Gain (dBi)	EIRP (dBm)		Verdict
		Size	Offset			Result	Limit	
QPSK	1720	1	0	24.20	-0.45	23.75	<=30	Pass

		50	50	24.18	-0.45	23.73	<=30	Pass		
			99	24.21	-0.45	23.76	<=30	Pass		
			0	23.14	-0.45	22.69	<=30	Pass		
			25	22.98	-0.45	22.53	<=30	Pass		
			50	23.08	-0.45	22.63	<=30	Pass		
			100	0	23.10	-0.45	22.65	<=30	Pass	
		1732.5	1	0	24.04	-0.45	23.59	<=30	Pass	
				50	24.05	-0.45	23.60	<=30	Pass	
				99	23.99	-0.45	23.54	<=30	Pass	
			50	0	23.11	-0.45	22.66	<=30	Pass	
				25	23.12	-0.45	22.67	<=30	Pass	
				50	23.12	-0.45	22.67	<=30	Pass	
	100	0	23.16	-0.45	22.71	<=30	Pass			
	1745	1	0	24.16	-0.45	23.71	<=30	Pass		
			50	24.09	-0.45	23.64	<=30	Pass		
			99	24.12	-0.45	23.67	<=30	Pass		
		50	0	23.02	-0.45	22.57	<=30	Pass		
			25	22.91	-0.45	22.46	<=30	Pass		
			50	22.90	-0.45	22.45	<=30	Pass		
		100	0	22.84	-0.45	22.39	<=30	Pass		
		16QAM	1720	1	0	23.60	-0.45	23.15	<=30	Pass
					50	23.62	-0.45	23.17	<=30	Pass
	99				23.64	-0.45	23.19	<=30	Pass	
	50			0	22.25	-0.45	21.80	<=30	Pass	
25				22.20	-0.45	21.75	<=30	Pass		
50				22.23	-0.45	21.78	<=30	Pass		
100	0			22.08	-0.45	21.63	<=30	Pass		
1732.5	1			0	24.15	-0.45	23.70	<=30	Pass	
				50	23.94	-0.45	23.49	<=30	Pass	
			99	23.97	-0.45	23.52	<=30	Pass		
	50		0	22.14	-0.45	21.69	<=30	Pass		
			25	22.20	-0.45	21.75	<=30	Pass		
			50	22.21	-0.45	21.76	<=30	Pass		
	100		0	22.23	-0.45	21.78	<=30	Pass		
	1745		1	0	23.31	-0.45	22.86	<=30	Pass	
				50	23.21	-0.45	22.76	<=30	Pass	
99				23.22	-0.45	22.77	<=30	Pass		
50			0	22.02	-0.45	21.57	<=30	Pass		
		25	21.97	-0.45	21.52	<=30	Pass			
		50	22.03	-0.45	21.58	<=30	Pass			
100	0	21.94	-0.45	21.49	<=30	Pass				
Note1: EIRP=Conducted Power+Antenna Gain										

## 2. Frequency Stability

### 2.1 B4\_1.4MHz

#### 2.1.1 Test Result

Band: 4 / Bandwidth: 1.4MHz									
Modulation	Frequency (MHz)	RB Allocation		Temp. (°C)	Voltage (VDC)	Freq. Error (Hz)	Freq. vs. Rated (ppm)		Verdict
		Size	Offset				Result	Limit	
QPSK	1710.7	6	0	20	3.27	-20.571	-0.0120	-2.5 to 2.5	Pass



					3.85	27.809	0.0163	-2.5 to 2.5	Pass	
					4.43	31.614	0.0185	-2.5 to 2.5	Pass	
				-30	3.85	34.490	0.0202	-2.5 to 2.5	Pass	
				-20	3.85	13.890	0.0081	-2.5 to 2.5	Pass	
				-10	3.85	29.240	0.0171	-2.5 to 2.5	Pass	
				0	3.85	21.372	0.0125	-2.5 to 2.5	Pass	
				10	3.85	24.877	0.0145	-2.5 to 2.5	Pass	
				30	3.85	32.372	0.0189	-2.5 to 2.5	Pass	
				40	3.85	46.964	0.0275	-2.5 to 2.5	Pass	
				50	3.85	-11.644	-0.0068	-2.5 to 2.5	Pass	
	1732.5	6	0		20	3.27	-15.435	-0.0089	-2.5 to 2.5	Pass
						3.85	14.648	0.0085	-2.5 to 2.5	Pass
						4.43	2.875	0.0017	-2.5 to 2.5	Pass
					-30	3.85	6.108	0.0035	-2.5 to 2.5	Pass
					-20	3.85	15.278	0.0088	-2.5 to 2.5	Pass
					-10	3.85	5.078	0.0029	-2.5 to 2.5	Pass
					0	3.85	31.257	0.0180	-2.5 to 2.5	Pass
					10	3.85	34.676	0.0200	-2.5 to 2.5	Pass
					30	3.85	43.387	0.0250	-2.5 to 2.5	Pass
					40	3.85	33.789	0.0195	-2.5 to 2.5	Pass
	50	3.85	3.748	0.0022	-2.5 to 2.5	Pass				
	1754.3	6	0		20	3.27	7.796	0.0044	-2.5 to 2.5	Pass
						3.85	16.122	0.0092	-2.5 to 2.5	Pass
						4.43	35.391	0.0202	-2.5 to 2.5	Pass
					-30	3.85	34.103	0.0194	-2.5 to 2.5	Pass
					-20	3.85	11.272	0.0064	-2.5 to 2.5	Pass
					-10	3.85	45.705	0.0261	-2.5 to 2.5	Pass
					0	3.85	22.759	0.0130	-2.5 to 2.5	Pass
					10	3.85	20.657	0.0118	-2.5 to 2.5	Pass
					30	3.85	11.773	0.0067	-2.5 to 2.5	Pass
40					3.85	-1.059	-0.0006	-2.5 to 2.5	Pass	
50	3.85	12.660	0.0072	-2.5 to 2.5	Pass					
16QAM	1710.7	6	0		20	3.27	-34.318	-0.0201	-2.5 to 2.5	Pass
						3.85	-28.281	-0.0165	-2.5 to 2.5	Pass
						4.43	-21.715	-0.0127	-2.5 to 2.5	Pass
					-30	3.85	-30.756	-0.0180	-2.5 to 2.5	Pass
					-20	3.85	-34.461	-0.0201	-2.5 to 2.5	Pass
					-10	3.85	-36.163	-0.0211	-2.5 to 2.5	Pass
					0	3.85	-16.551	-0.0097	-2.5 to 2.5	Pass
					10	3.85	-40.984	-0.0240	-2.5 to 2.5	Pass
					30	3.85	-11.344	-0.0066	-2.5 to 2.5	Pass
					40	3.85	-23.761	-0.0139	-2.5 to 2.5	Pass
	50	3.85	-20.800	-0.0122	-2.5 to 2.5	Pass				
	1732.5	6	0		20	3.27	36.778	0.0212	-2.5 to 2.5	Pass
						3.85	13.390	0.0077	-2.5 to 2.5	Pass
						4.43	7.567	0.0044	-2.5 to 2.5	Pass
					-30	3.85	9.184	0.0053	-2.5 to 2.5	Pass
					-20	3.85	29.039	0.0168	-2.5 to 2.5	Pass
					-10	3.85	27.709	0.0160	-2.5 to 2.5	Pass
					0	3.85	7.410	0.0043	-2.5 to 2.5	Pass
					10	3.85	39.783	0.0230	-2.5 to 2.5	Pass
					30	3.85	24.562	0.0142	-2.5 to 2.5	Pass
					40	3.85	15.235	0.0088	-2.5 to 2.5	Pass
	50	3.85	18.826	0.0109	-2.5 to 2.5	Pass				
	1754.3	6	0	20	3.27	21.772	0.0124	-2.5 to 2.5	Pass	



					3.85	3.791	0.0022	-2.5 to 2.5	Pass
					4.43	21.486	0.0122	-2.5 to 2.5	Pass
				-30	3.85	14.405	0.0082	-2.5 to 2.5	Pass
				-20	3.85	13.161	0.0075	-2.5 to 2.5	Pass
				-10	3.85	21.915	0.0125	-2.5 to 2.5	Pass
				0	3.85	6.351	0.0036	-2.5 to 2.5	Pass
				10	3.85	11.315	0.0064	-2.5 to 2.5	Pass
				30	3.85	14.906	0.0085	-2.5 to 2.5	Pass
				40	3.85	43.116	0.0246	-2.5 to 2.5	Pass
				50	3.85	28.696	0.0164	-2.5 to 2.5	Pass

## 2.2 B4\_3MHz

### 2.2.1 Test Result

Band: 4 / Bandwidth: 3MHz										
Modulation	Frequency (MHz)	RB Allocation		Temp. (°C)	Voltage (VDC)	Freq. Error (Hz)	Freq. vs. Rated (ppm)		Verdict	
		Size	Offset				Result	Limit		
QPSK	1711.5	15	0	20	3.27	17.695	0.0103	-2.5 to 2.5	Pass	
					3.85	22.845	0.0133	-2.5 to 2.5	Pass	
					4.43	14.977	0.0088	-2.5 to 2.5	Pass	
				-30	3.85	21.214	0.0124	-2.5 to 2.5	Pass	
					-20	3.85	29.068	0.0170	-2.5 to 2.5	Pass
						-10	3.85	38.896	0.0227	-2.5 to 2.5
				0	3.85	9.727	0.0057	-2.5 to 2.5	Pass	
					10	3.85	19.455	0.0114	-2.5 to 2.5	Pass
				30	3.85	24.734	0.0145	-2.5 to 2.5	Pass	
	40	3.85	35.734	0.0209	-2.5 to 2.5	Pass				
	50	3.85	25.649	0.0150	-2.5 to 2.5	Pass				
	1732.5	15	0	20	3.27	-16.680	-0.0096	-2.5 to 2.5	Pass	
					3.85	0.901	0.0005	-2.5 to 2.5	Pass	
					4.43	29.340	0.0169	-2.5 to 2.5	Pass	
				-30	3.85	24.519	0.0142	-2.5 to 2.5	Pass	
					-20	3.85	40.827	0.0236	-2.5 to 2.5	Pass
						-10	3.85	14.606	0.0084	-2.5 to 2.5
				0	3.85	8.140	0.0047	-2.5 to 2.5	Pass	
					10	3.85	21.901	0.0126	-2.5 to 2.5	Pass
				30	3.85	39.110	0.0226	-2.5 to 2.5	Pass	
	40	3.85	22.573	0.0130	-2.5 to 2.5	Pass				
	50	3.85	25.249	0.0146	-2.5 to 2.5	Pass				
	1753.5	15	0	20	3.27	-30.198	-0.0172	-2.5 to 2.5	Pass	
					3.85	24.877	0.0142	-2.5 to 2.5	Pass	
					4.43	34.490	0.0197	-2.5 to 2.5	Pass	
				-30	3.85	29.926	0.0171	-2.5 to 2.5	Pass	
					-20	3.85	37.036	0.0211	-2.5 to 2.5	Pass
-10						3.85	16.866	0.0096	-2.5 to 2.5	Pass
0				3.85	16.408	0.0094	-2.5 to 2.5	Pass		
				10	3.85	23.446	0.0134	-2.5 to 2.5	Pass	
30				3.85	34.361	0.0196	-2.5 to 2.5	Pass		
40	3.85	8.984	0.0051	-2.5 to 2.5	Pass					
50	3.85	28.453	0.0162	-2.5 to 2.5	Pass					
16QAM	1711.5	15	0	20	3.27	14.648	0.0086	-2.5 to 2.5	Pass	
					3.85	18.826	0.0110	-2.5 to 2.5	Pass	



					4.43	34.847	0.0204	-2.5 to 2.5	Pass
				-30	3.85	36.964	0.0216	-2.5 to 2.5	Pass
				-20	3.85	8.411	0.0049	-2.5 to 2.5	Pass
				-10	3.85	30.184	0.0176	-2.5 to 2.5	Pass
				0	3.85	6.180	0.0036	-2.5 to 2.5	Pass
				10	3.85	30.713	0.0179	-2.5 to 2.5	Pass
				30	3.85	7.339	0.0043	-2.5 to 2.5	Pass
				40	3.85	29.440	0.0172	-2.5 to 2.5	Pass
				50	3.85	17.653	0.0103	-2.5 to 2.5	Pass
	1732.5	15	0	20	3.27	6.166	0.0036	-2.5 to 2.5	Pass
					3.85	-35.048	-0.0202	-2.5 to 2.5	Pass
					4.43	-4.234	-0.0024	-2.5 to 2.5	Pass
				-30	3.85	-10.028	-0.0058	-2.5 to 2.5	Pass
				-20	3.85	-44.804	-0.0259	-2.5 to 2.5	Pass
				-10	3.85	-32.544	-0.0188	-2.5 to 2.5	Pass
				0	3.85	-15.836	-0.0091	-2.5 to 2.5	Pass
				10	3.85	-32.902	-0.0190	-2.5 to 2.5	Pass
				30	3.85	18.082	0.0104	-2.5 to 2.5	Pass
				40	3.85	21.629	0.0125	-2.5 to 2.5	Pass
				50	3.85	21.400	0.0124	-2.5 to 2.5	Pass
				1753.5	15	0	20	3.27	-26.722
	3.85	-16.680	-0.0095					-2.5 to 2.5	Pass
	4.43	-19.283	-0.0110					-2.5 to 2.5	Pass
	-30	3.85	-30.026				-0.0171	-2.5 to 2.5	Pass
	-20	3.85	-24.691				-0.0141	-2.5 to 2.5	Pass
	-10	3.85	-34.332				-0.0196	-2.5 to 2.5	Pass
	0	3.85	-14.591				-0.0083	-2.5 to 2.5	Pass
	10	3.85	-29.783				-0.0170	-2.5 to 2.5	Pass
30	3.85	-34.103	-0.0194				-2.5 to 2.5	Pass	
40	3.85	-16.751	-0.0096				-2.5 to 2.5	Pass	
50	3.85	-4.063	-0.0023				-2.5 to 2.5	Pass	

## 2.3 B4\_5MHz

### 2.3.1 Test Result

Band: 4 / Bandwidth: 5MHz									
Modulation	Frequency (MHz)	RB Allocation		Temp. (°C)	Voltage (VDC)	Freq. Error (Hz)	Freq. vs. Rated (ppm)		Verdict
		Size	Offset				Result	Limit	
QPSK	1712.5	25	0	20	3.27	-21.873	-0.0128	-2.5 to 2.5	Pass
					3.85	8.097	0.0047	-2.5 to 2.5	Pass
					4.43	32.716	0.0191	-2.5 to 2.5	Pass
				-30	3.85	37.580	0.0219	-2.5 to 2.5	Pass
				-20	3.85	33.975	0.0198	-2.5 to 2.5	Pass
				-10	3.85	-3.390	-0.0020	-2.5 to 2.5	Pass
				0	3.85	17.867	0.0104	-2.5 to 2.5	Pass
				10	3.85	8.597	0.0050	-2.5 to 2.5	Pass
				30	3.85	26.035	0.0152	-2.5 to 2.5	Pass
				40	3.85	12.803	0.0075	-2.5 to 2.5	Pass
				50	3.85	6.981	0.0041	-2.5 to 2.5	Pass
				1732.5	25	0	20	3.27	-28.639
	3.85	-23.890	-0.0138					-2.5 to 2.5	Pass
	4.43	-5.178	-0.0030					-2.5 to 2.5	Pass

				-30	3.85	-22.430	-0.0129	-2.5 to 2.5	Pass
				-20	3.85	-33.588	-0.0194	-2.5 to 2.5	Pass
				-10	3.85	-29.254	-0.0169	-2.5 to 2.5	Pass
				0	3.85	-44.389	-0.0256	-2.5 to 2.5	Pass
				10	3.85	-14.205	-0.0082	-2.5 to 2.5	Pass
				30	3.85	-22.144	-0.0128	-2.5 to 2.5	Pass
				40	3.85	-36.793	-0.0212	-2.5 to 2.5	Pass
				50	3.85	-6.866	-0.0040	-2.5 to 2.5	Pass
	1752.5	25	0	20	3.27	-31.128	-0.0178	-2.5 to 2.5	Pass
					3.85	27.738	0.0158	-2.5 to 2.5	Pass
					4.43	9.842	0.0056	-2.5 to 2.5	Pass
				-30	3.85	32.287	0.0184	-2.5 to 2.5	Pass
				-20	3.85	9.212	0.0053	-2.5 to 2.5	Pass
				-10	3.85	25.620	0.0146	-2.5 to 2.5	Pass
				0	3.85	15.907	0.0091	-2.5 to 2.5	Pass
				10	3.85	34.103	0.0195	-2.5 to 2.5	Pass
				30	3.85	29.397	0.0168	-2.5 to 2.5	Pass
				40	3.85	20.256	0.0116	-2.5 to 2.5	Pass
				50	3.85	13.103	0.0075	-2.5 to 2.5	Pass
				16QAM	1712.5	25	0	20	3.27
3.85	-4.878	-0.0028	-2.5 to 2.5						Pass
4.43	-40.183	-0.0235	-2.5 to 2.5						Pass
-30	3.85	-35.992	-0.0210					-2.5 to 2.5	Pass
-20	3.85	-19.326	-0.0113					-2.5 to 2.5	Pass
-10	3.85	-8.712	-0.0051					-2.5 to 2.5	Pass
0	3.85	-34.232	-0.0200					-2.5 to 2.5	Pass
10	3.85	-20.785	-0.0121					-2.5 to 2.5	Pass
30	3.85	7.582	0.0044					-2.5 to 2.5	Pass
40	3.85	-15.564	-0.0091					-2.5 to 2.5	Pass
50	3.85	16.952	0.0099					-2.5 to 2.5	Pass
1732.5	25	0	20					3.27	-26.193
					3.85	-11.272	-0.0065	-2.5 to 2.5	Pass
					4.43	2.389	0.0014	-2.5 to 2.5	Pass
			-30		3.85	-28.725	-0.0166	-2.5 to 2.5	Pass
			-20		3.85	-14.219	-0.0082	-2.5 to 2.5	Pass
			-10		3.85	-2.575	-0.0015	-2.5 to 2.5	Pass
			0		3.85	-17.924	-0.0103	-2.5 to 2.5	Pass
			10		3.85	-24.905	-0.0144	-2.5 to 2.5	Pass
			30		3.85	-26.979	-0.0156	-2.5 to 2.5	Pass
			40		3.85	-32.845	-0.0190	-2.5 to 2.5	Pass
			50		3.85	-19.741	-0.0114	-2.5 to 2.5	Pass
			1752.5		25	0	20	3.27	29.554
3.85	11.415	0.0065						-2.5 to 2.5	Pass
4.43	-22.516	-0.0128		-2.5 to 2.5				Pass	
-30	3.85	-10.600		-0.0060			-2.5 to 2.5	Pass	
-20	3.85	-19.426		-0.0111			-2.5 to 2.5	Pass	
-10	3.85	-4.334		-0.0025			-2.5 to 2.5	Pass	
0	3.85	-27.781		-0.0159			-2.5 to 2.5	Pass	
10	3.85	-13.847		-0.0079			-2.5 to 2.5	Pass	
30	3.85	-34.347		-0.0196			-2.5 to 2.5	Pass	
40	3.85	-1.831		-0.0010			-2.5 to 2.5	Pass	
50	3.85	-19.712		-0.0112			-2.5 to 2.5	Pass	



2.4.1 Test Result

Band: 4 / Bandwidth: 10MHz									
Modulation	Frequency (MHz)	RB Allocation		Temp. (°C)	Voltage (VDC)	Freq. Error (Hz)	Freq. vs. Rated (ppm)		Verdict
		Size	Offset				Result	Limit	
QPSK	1715	50	0	20	3.27	21.243	0.0124	-2.5 to 2.5	Pass
					3.85	24.447	0.0143	-2.5 to 2.5	Pass
					4.43	20.485	0.0119	-2.5 to 2.5	Pass
				-30	3.85	27.065	0.0158	-2.5 to 2.5	Pass
				-20	3.85	19.770	0.0115	-2.5 to 2.5	Pass
				-10	3.85	22.244	0.0130	-2.5 to 2.5	Pass
				0	3.85	19.012	0.0111	-2.5 to 2.5	Pass
				10	3.85	21.758	0.0127	-2.5 to 2.5	Pass
				30	3.85	23.632	0.0138	-2.5 to 2.5	Pass
				40	3.85	27.738	0.0162	-2.5 to 2.5	Pass
	50	3.85	18.296	0.0107	-2.5 to 2.5	Pass			
	1732.5	50	0	20	3.27	-30.684	-0.0177	-2.5 to 2.5	Pass
					3.85	16.551	0.0096	-2.5 to 2.5	Pass
					4.43	24.962	0.0144	-2.5 to 2.5	Pass
				-30	3.85	7.939	0.0046	-2.5 to 2.5	Pass
				-20	3.85	28.753	0.0166	-2.5 to 2.5	Pass
				-10	3.85	30.413	0.0176	-2.5 to 2.5	Pass
				0	3.85	4.692	0.0027	-2.5 to 2.5	Pass
				10	3.85	19.970	0.0115	-2.5 to 2.5	Pass
				30	3.85	31.285	0.0181	-2.5 to 2.5	Pass
				40	3.85	14.634	0.0084	-2.5 to 2.5	Pass
	50	3.85	13.075	0.0075	-2.5 to 2.5	Pass			
	1750	50	0	20	3.27	-20.328	-0.0116	-2.5 to 2.5	Pass
					3.85	26.979	0.0154	-2.5 to 2.5	Pass
					4.43	23.618	0.0135	-2.5 to 2.5	Pass
				-30	3.85	22.144	0.0127	-2.5 to 2.5	Pass
				-20	3.85	23.804	0.0136	-2.5 to 2.5	Pass
				-10	3.85	26.078	0.0149	-2.5 to 2.5	Pass
				0	3.85	-16.966	-0.0097	-2.5 to 2.5	Pass
				10	3.85	-29.726	-0.0170	-2.5 to 2.5	Pass
30				3.85	-18.053	-0.0103	-2.5 to 2.5	Pass	
40				3.85	-14.548	-0.0083	-2.5 to 2.5	Pass	
50	3.85	-27.666	-0.0158	-2.5 to 2.5	Pass				
16QAM	1715	50	0	20	3.27	30.913	0.0180	-2.5 to 2.5	Pass
					3.85	11.344	0.0066	-2.5 to 2.5	Pass
					4.43	3.705	0.0022	-2.5 to 2.5	Pass
				-30	3.85	35.219	0.0205	-2.5 to 2.5	Pass
				-20	3.85	14.019	0.0082	-2.5 to 2.5	Pass
				-10	3.85	10.271	0.0060	-2.5 to 2.5	Pass
				0	3.85	25.005	0.0146	-2.5 to 2.5	Pass
				10	3.85	8.011	0.0047	-2.5 to 2.5	Pass
				30	3.85	16.322	0.0095	-2.5 to 2.5	Pass
	40	3.85	14.162	0.0083	-2.5 to 2.5	Pass			
	50	3.85	6.809	0.0040	-2.5 to 2.5	Pass			
	1732.5	50	0	20	3.27	13.847	0.0080	-2.5 to 2.5	Pass
					3.85	-11.401	-0.0066	-2.5 to 2.5	Pass
					4.43	-31.958	-0.0184	-2.5 to 2.5	Pass
				-30	3.85	-6.924	-0.0040	-2.5 to 2.5	Pass
				-20	3.85	-13.475	-0.0078	-2.5 to 2.5	Pass
				-10	3.85	-13.261	-0.0077	-2.5 to 2.5	Pass



				0	3.85	-18.024	-0.0104	-2.5 to 2.5	Pass
				10	3.85	-13.304	-0.0077	-2.5 to 2.5	Pass
				30	3.85	-3.304	-0.0019	-2.5 to 2.5	Pass
				40	3.85	7.725	0.0045	-2.5 to 2.5	Pass
				50	3.85	17.581	0.0101	-2.5 to 2.5	Pass
	1750	50	0	20	3.27	-19.226	-0.0110	-2.5 to 2.5	Pass
					3.85	-20.556	-0.0117	-2.5 to 2.5	Pass
					4.43	-17.781	-0.0102	-2.5 to 2.5	Pass
				-30	3.85	-36.206	-0.0207	-2.5 to 2.5	Pass
				-20	3.85	-28.338	-0.0162	-2.5 to 2.5	Pass
				-10	3.85	-22.902	-0.0131	-2.5 to 2.5	Pass
				0	3.85	-25.191	-0.0144	-2.5 to 2.5	Pass
				10	3.85	-6.752	-0.0039	-2.5 to 2.5	Pass
				30	3.85	-26.536	-0.0152	-2.5 to 2.5	Pass
				40	3.85	-22.459	-0.0128	-2.5 to 2.5	Pass
				50	3.85	-25.434	-0.0145	-2.5 to 2.5	Pass

## 2.5 B4\_15MHz

### 2.5.1 Test Result

Band: 4 / Bandwidth: 15MHz									
Modulation	Frequency (MHz)	RB Allocation		Temp. (°C)	Voltage (VDC)	Freq. Error (Hz)	Freq. vs. Rated (ppm)		Verdict
		Size	Offset				Result	Limit	
QPSK	1717.5	75	0	20	3.27	-31.958	-0.0186	-2.5 to 2.5	Pass
					3.85	21.758	0.0127	-2.5 to 2.5	Pass
					4.43	21.486	0.0125	-2.5 to 2.5	Pass
				-30	3.85	27.809	0.0162	-2.5 to 2.5	Pass
				-20	3.85	28.996	0.0169	-2.5 to 2.5	Pass
				-10	3.85	21.787	0.0127	-2.5 to 2.5	Pass
				0	3.85	18.411	0.0107	-2.5 to 2.5	Pass
				10	3.85	14.791	0.0086	-2.5 to 2.5	Pass
				30	3.85	20.871	0.0122	-2.5 to 2.5	Pass
				40	3.85	21.973	0.0128	-2.5 to 2.5	Pass
				50	3.85	22.559	0.0131	-2.5 to 2.5	Pass
				1732.5	75	0	20	3.27	-16.665
	3.85	23.689	0.0137					-2.5 to 2.5	Pass
	4.43	6.394	0.0037					-2.5 to 2.5	Pass
	-30	3.85	18.997				0.0110	-2.5 to 2.5	Pass
	-20	3.85	24.061				0.0139	-2.5 to 2.5	Pass
	-10	3.85	11.873				0.0069	-2.5 to 2.5	Pass
	0	3.85	16.365				0.0094	-2.5 to 2.5	Pass
	10	3.85	27.537				0.0159	-2.5 to 2.5	Pass
	30	3.85	29.669				0.0171	-2.5 to 2.5	Pass
	40	3.85	14.305				0.0083	-2.5 to 2.5	Pass
	50	3.85	10.057				0.0058	-2.5 to 2.5	Pass
	1747.5	75	0				20	3.27	-31.142
				3.85	16.952	0.0097		-2.5 to 2.5	Pass
				4.43	21.300	0.0122		-2.5 to 2.5	Pass
				-30	3.85	-22.588	-0.0129	-2.5 to 2.5	Pass
				-20	3.85	-23.060	-0.0132	-2.5 to 2.5	Pass
-10				3.85	-33.388	-0.0191	-2.5 to 2.5	Pass	
0				3.85	-20.700	-0.0118	-2.5 to 2.5	Pass	



				10	3.85	-25.477	-0.0146	-2.5 to 2.5	Pass				
				30	3.85	-28.467	-0.0163	-2.5 to 2.5	Pass				
				40	3.85	-11.845	-0.0068	-2.5 to 2.5	Pass				
				50	3.85	-11.187	-0.0064	-2.5 to 2.5	Pass				
16QAM	1717.5	75	0	20	3.27	21.186	0.0123	-2.5 to 2.5	Pass				
					3.85	21.100	0.0123	-2.5 to 2.5	Pass				
					4.43	17.209	0.0100	-2.5 to 2.5	Pass				
				-30	3.85	26.107	0.0152	-2.5 to 2.5	Pass				
					-20	3.85	17.567	0.0102	-2.5 to 2.5	Pass			
					-10	3.85	3.705	0.0022	-2.5 to 2.5	Pass			
				1732.5	75	0	20	3.85	14.105	0.0082	-2.5 to 2.5	Pass	
								10	3.85	19.069	0.0111	-2.5 to 2.5	Pass
								30	3.85	39.253	0.0229	-2.5 to 2.5	Pass
							40	3.85	20.099	0.0117	-2.5 to 2.5	Pass	
								50	3.85	13.547	0.0079	-2.5 to 2.5	Pass
								20	3.27	7.668	0.0044	-2.5 to 2.5	Pass
	3.85	-17.724	-0.0102				-2.5 to 2.5		Pass				
	4.43	-19.398	-0.0112				-2.5 to 2.5		Pass				
	1747.5	75	0				-30	3.85	-41.156	-0.0238	-2.5 to 2.5	Pass	
								-20	3.85	-16.623	-0.0096	-2.5 to 2.5	Pass
								-10	3.85	-29.483	-0.0170	-2.5 to 2.5	Pass
							1772.5	75	0	0	3.85	-33.431	-0.0193
				10	3.85	-33.803					-0.0195	-2.5 to 2.5	Pass
				30	3.85	-23.561					-0.0136	-2.5 to 2.5	Pass
				40	3.85	-17.424				-0.0101	-2.5 to 2.5	Pass	
					50	3.85				-11.845	-0.0068	-2.5 to 2.5	Pass
					20	3.27				-24.934	-0.0143	-2.5 to 2.5	Pass
				3.85		-29.182				-0.0167	-2.5 to 2.5	Pass	
				4.43		-14.863				-0.0085	-2.5 to 2.5	Pass	
				1797.5	75	0				-30	3.85	-28.296	-0.0162
	-20	3.85	-16.608								-0.0095	-2.5 to 2.5	Pass
	-10	3.85	-36.321								-0.0208	-2.5 to 2.5	Pass
	0	3.85	-16.379							-0.0094	-2.5 to 2.5	Pass	
		10	3.85				-29.054	-0.0166	-2.5 to 2.5	Pass			
30		3.85	-16.007				-0.0092	-2.5 to 2.5	Pass				
1817.5	75	0	40	3.85	-25.578	-0.0146	-2.5 to 2.5	Pass					
				50	3.85	-23.332	-0.0134	-2.5 to 2.5	Pass				

## 2.6 B4\_20MHz

### 2.6.1 Test Result

Band: 4 / Bandwidth: 20MHz										
Modulation	Frequency (MHz)	RB Allocation		Temp. (°C)	Voltage (VDC)	Freq. Error (Hz)	Freq. vs. Rated (ppm)		Verdict	
		Size	Offset				Result	Limit		
QPSK	1720	100	0	20	3.27	-21.987	-0.0128	-2.5 to 2.5	Pass	
					3.85	26.908	0.0156	-2.5 to 2.5	Pass	
					4.43	24.147	0.0140	-2.5 to 2.5	Pass	
				-30	3.85	11.201	0.0065	-2.5 to 2.5	Pass	
					-20	3.85	27.480	0.0160	-2.5 to 2.5	Pass
					-10	3.85	12.932	0.0075	-2.5 to 2.5	Pass
				0	3.85	25.463	0.0148	-2.5 to 2.5	Pass	
					10	3.85	-5.736	-0.0033	-2.5 to 2.5	Pass



Test Report Number: BTF240419R00204

	1732.5	100	0	30	3.85	-4.292	-0.0025	-2.5 to 2.5	Pass
				40	3.85	-9.999	-0.0058	-2.5 to 2.5	Pass
				50	3.85	-16.408	-0.0095	-2.5 to 2.5	Pass
				20	3.27	-18.525	-0.0107	-2.5 to 2.5	Pass
					3.85	9.241	0.0053	-2.5 to 2.5	Pass
					4.43	27.323	0.0158	-2.5 to 2.5	Pass
				-30	3.85	29.125	0.0168	-2.5 to 2.5	Pass
				-20	3.85	27.037	0.0156	-2.5 to 2.5	Pass
				-10	3.85	15.922	0.0092	-2.5 to 2.5	Pass
	0	3.85	35.076	0.0202	-2.5 to 2.5	Pass			
	10	3.85	6.466	0.0037	-2.5 to 2.5	Pass			
	30	3.85	15.135	0.0087	-2.5 to 2.5	Pass			
	40	3.85	20.256	0.0117	-2.5 to 2.5	Pass			
	50	3.85	24.805	0.0143	-2.5 to 2.5	Pass			
	1745	100	0	20	3.27	-27.909	-0.0160	-2.5 to 2.5	Pass
					3.85	19.541	0.0112	-2.5 to 2.5	Pass
					4.43	16.165	0.0093	-2.5 to 2.5	Pass
				-30	3.85	18.754	0.0107	-2.5 to 2.5	Pass
				-20	3.85	2.446	0.0014	-2.5 to 2.5	Pass
				-10	3.85	21.844	0.0125	-2.5 to 2.5	Pass
				0	3.85	21.200	0.0121	-2.5 to 2.5	Pass
				10	3.85	20.900	0.0120	-2.5 to 2.5	Pass
				30	3.85	12.231	0.0070	-2.5 to 2.5	Pass
				40	3.85	9.527	0.0055	-2.5 to 2.5	Pass
50				3.85	7.195	0.0041	-2.5 to 2.5	Pass	
16QAM				1720	100	0	20	3.27	-31.629
	3.85	-20.914	-0.0122					-2.5 to 2.5	Pass
	4.43	-14.963	-0.0087					-2.5 to 2.5	Pass
	-30	3.85	-13.118				-0.0076	-2.5 to 2.5	Pass
	-20	3.85	-24.190				-0.0141	-2.5 to 2.5	Pass
	-10	3.85	-25.921				-0.0151	-2.5 to 2.5	Pass
	0	3.85	-24.433				-0.0142	-2.5 to 2.5	Pass
	10	3.85	-29.497				-0.0171	-2.5 to 2.5	Pass
	30	3.85	-29.540				-0.0172	-2.5 to 2.5	Pass
	40	3.85	-22.702				-0.0132	-2.5 to 2.5	Pass
	50	3.85	-19.341				-0.0112	-2.5 to 2.5	Pass
	1732.5	100	0				20	3.27	19.927
				3.85	-18.139	-0.0105		-2.5 to 2.5	Pass
				4.43	-25.206	-0.0145		-2.5 to 2.5	Pass
				-30	3.85	-10.185	-0.0059	-2.5 to 2.5	Pass
				-20	3.85	24.705	0.0143	-2.5 to 2.5	Pass
				-10	3.85	13.747	0.0079	-2.5 to 2.5	Pass
				0	3.85	20.428	0.0118	-2.5 to 2.5	Pass
				10	3.85	10.886	0.0063	-2.5 to 2.5	Pass
				30	3.85	39.554	0.0228	-2.5 to 2.5	Pass
				40	3.85	-16.723	-0.0097	-2.5 to 2.5	Pass
				50	3.85	-11.158	-0.0064	-2.5 to 2.5	Pass
				1745	100	0	20	3.27	38.581
	3.85	-5.007	-0.0029					-2.5 to 2.5	Pass
4.43	-23.875	-0.0137	-2.5 to 2.5					Pass	
-30	3.85	-28.410	-0.0163				-2.5 to 2.5	Pass	
-20	3.85	-22.717	-0.0130				-2.5 to 2.5	Pass	
-10	3.85	-3.791	-0.0022				-2.5 to 2.5	Pass	
0	3.85	-13.876	-0.0080				-2.5 to 2.5	Pass	
10	3.85	-16.036	-0.0092				-2.5 to 2.5	Pass	



				30	3.85	-25.363	-0.0145	-2.5 to 2.5	Pass
				40	3.85	-24.562	-0.0141	-2.5 to 2.5	Pass
				50	3.85	2.546	0.0015	-2.5 to 2.5	Pass

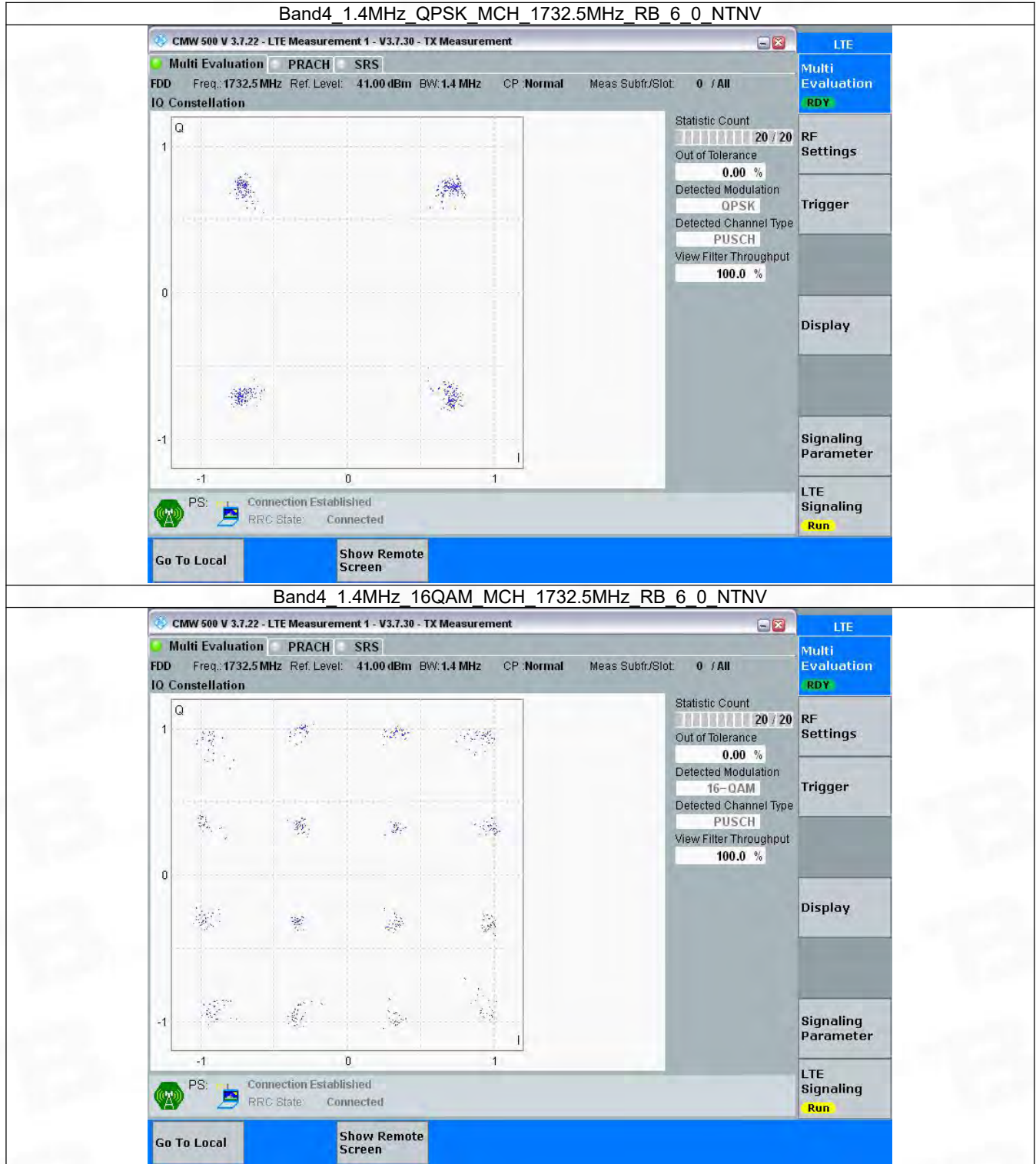
### 3. Modulation Characteristics

#### 3.1 B4\_1.4MHz

##### 3.1.1 Test Result

Band: 4 / Bandwidth: 1.4MHz / NTV						
Modulation	Frequency (MHz)	RB Allocation		Modulation Characteristics		Verdict
		Size	Offset	Result	Limit	
QPSK	1732.5	6	0	Refer To Test Graph		Pass
16QAM	1732.5	6	0	Refer To Test Graph		Pass

### 3.1.2 Test Graph

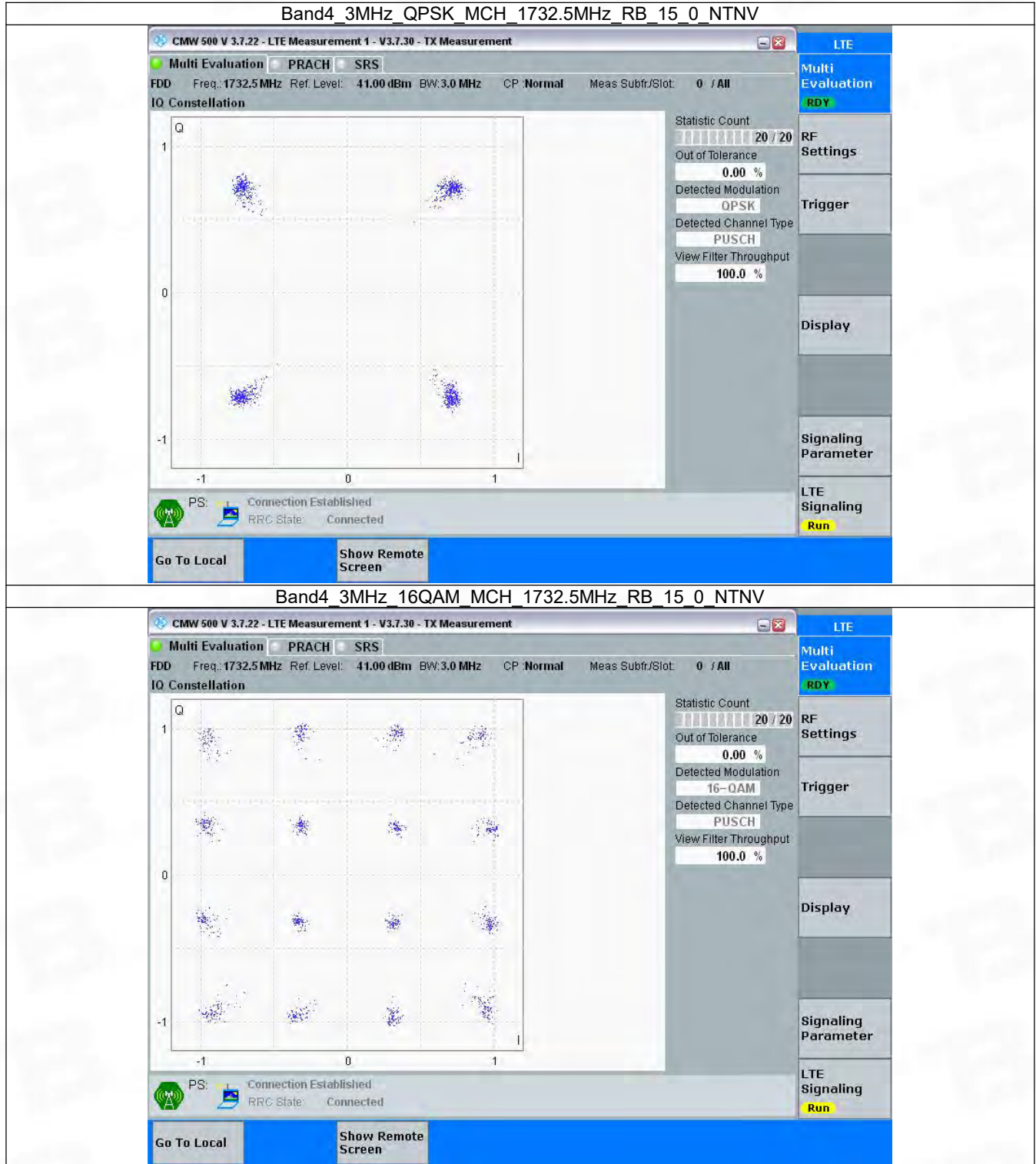


### 3.2 B4\_3MHz

#### 3.2.1 Test Result

Band: 4 / Bandwidth: 3MHz / NTNV						
Modulation	Frequency (MHz)	RB Allocation		Modulation Characteristics		Verdict
		Size	Offset	Result	Limit	
QPSK	1732.5	15	0	Refer To Test Graph		Pass
16QAM	1732.5	15	0	Refer To Test Graph		Pass

### 3.2.2 Test Graph



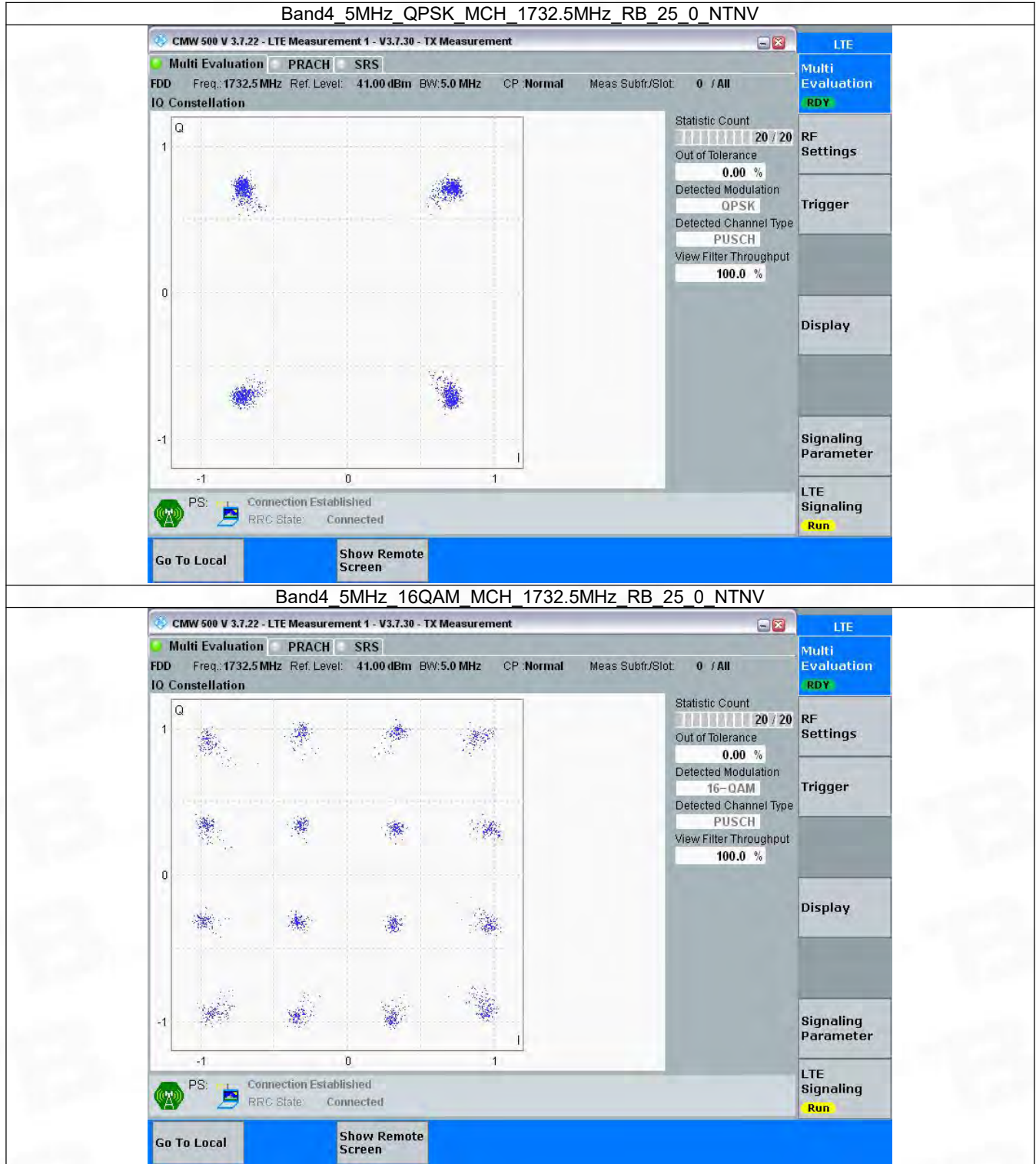
### 3.3 B4\_5MHz

#### 3.3.1 Test Result

Band: 4 / Bandwidth: 5MHz / NTNV						
Modulation	Frequency (MHz)	RB Allocation		Modulation Characteristics		Verdict
		Size	Offset	Result	Limit	
QPSK	1732.5	25	0	Refer To Test Graph		Pass
16QAM	1732.5	25	0	Refer To Test Graph		Pass



### 3.3.2 Test Graph



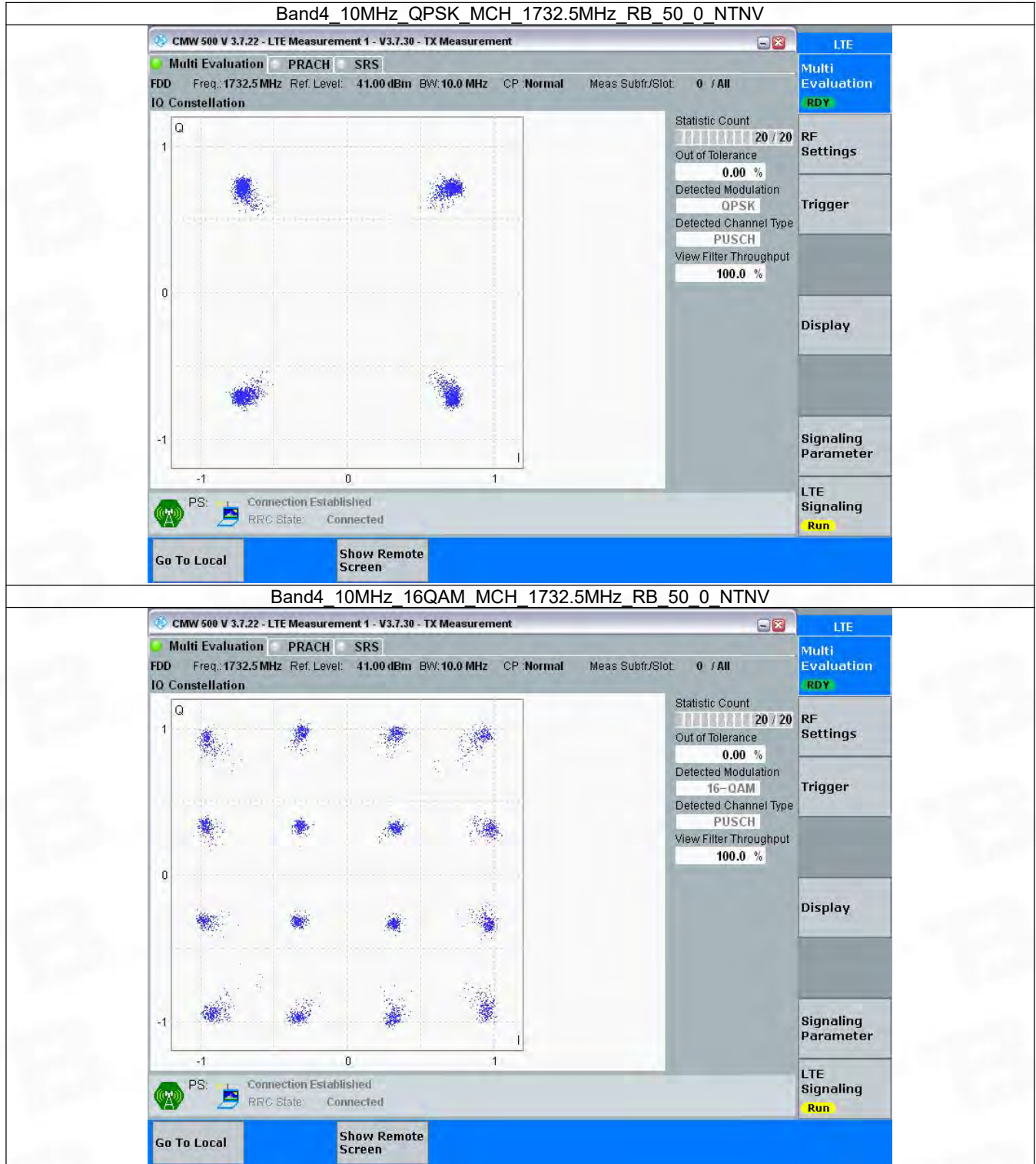


### 3.4 B4\_10MHz

#### 3.4.1 Test Result

Band: 4 / Bandwidth: 10MHz / NTN						
Modulation	Frequency (MHz)	RB Allocation		Modulation Characteristics		Verdict
		Size	Offset	Result	Limit	
QPSK	1732.5	50	0	Refer To Test Graph		Pass
16QAM	1732.5	50	0	Refer To Test Graph		Pass

### 3.4.2 Test Graph

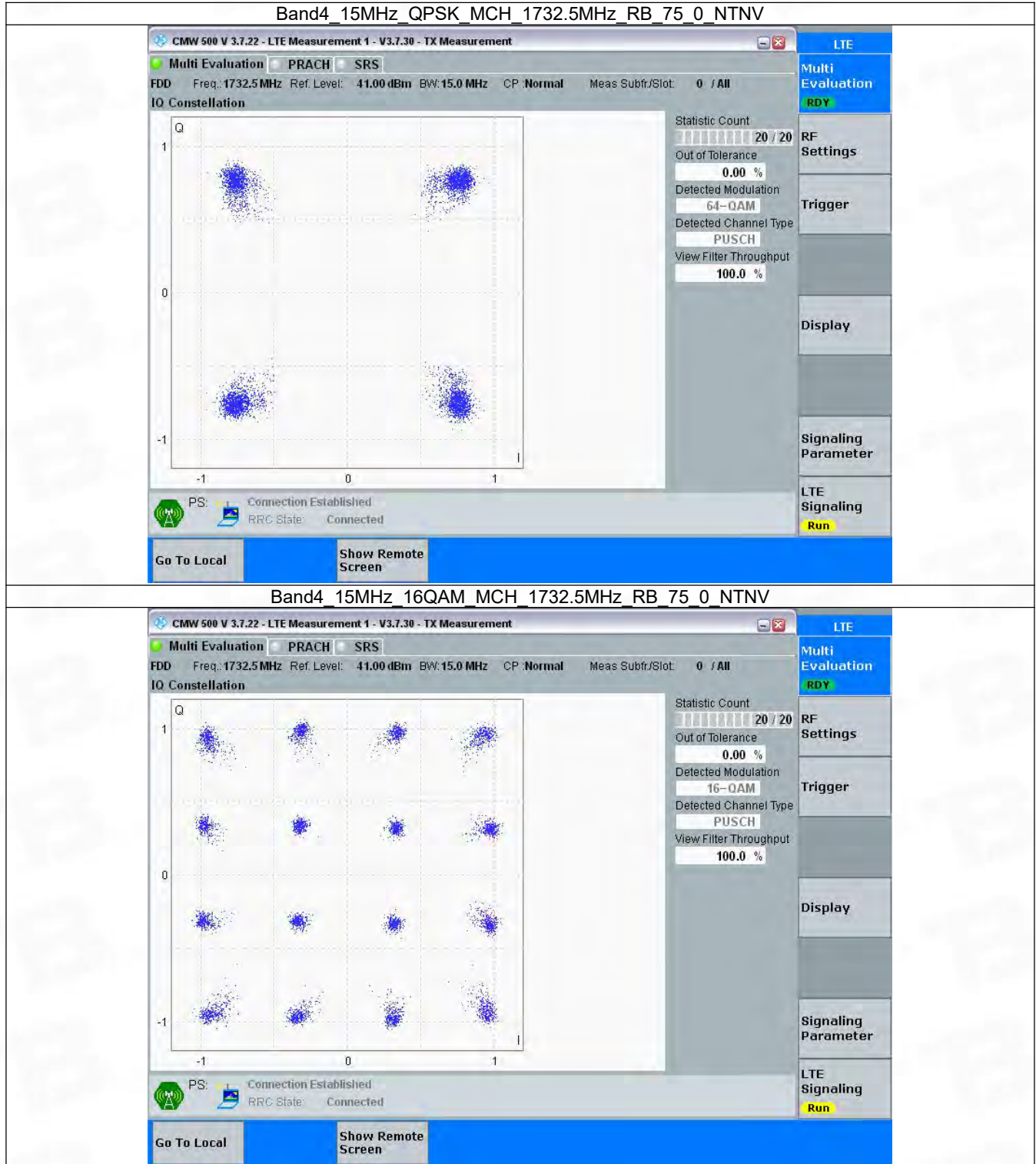


### 3.5 B4\_15MHz

#### 3.5.1 Test Result

Band: 4 / Bandwidth: 15MHz / NTN						
Modulation	Frequency (MHz)	RB Allocation		Modulation Characteristics		Verdict
		Size	Offset	Result	Limit	
QPSK	1732.5	75	0	Refer To Test Graph		Pass
16QAM	1732.5	75	0	Refer To Test Graph		Pass

### 3.5.2 Test Graph



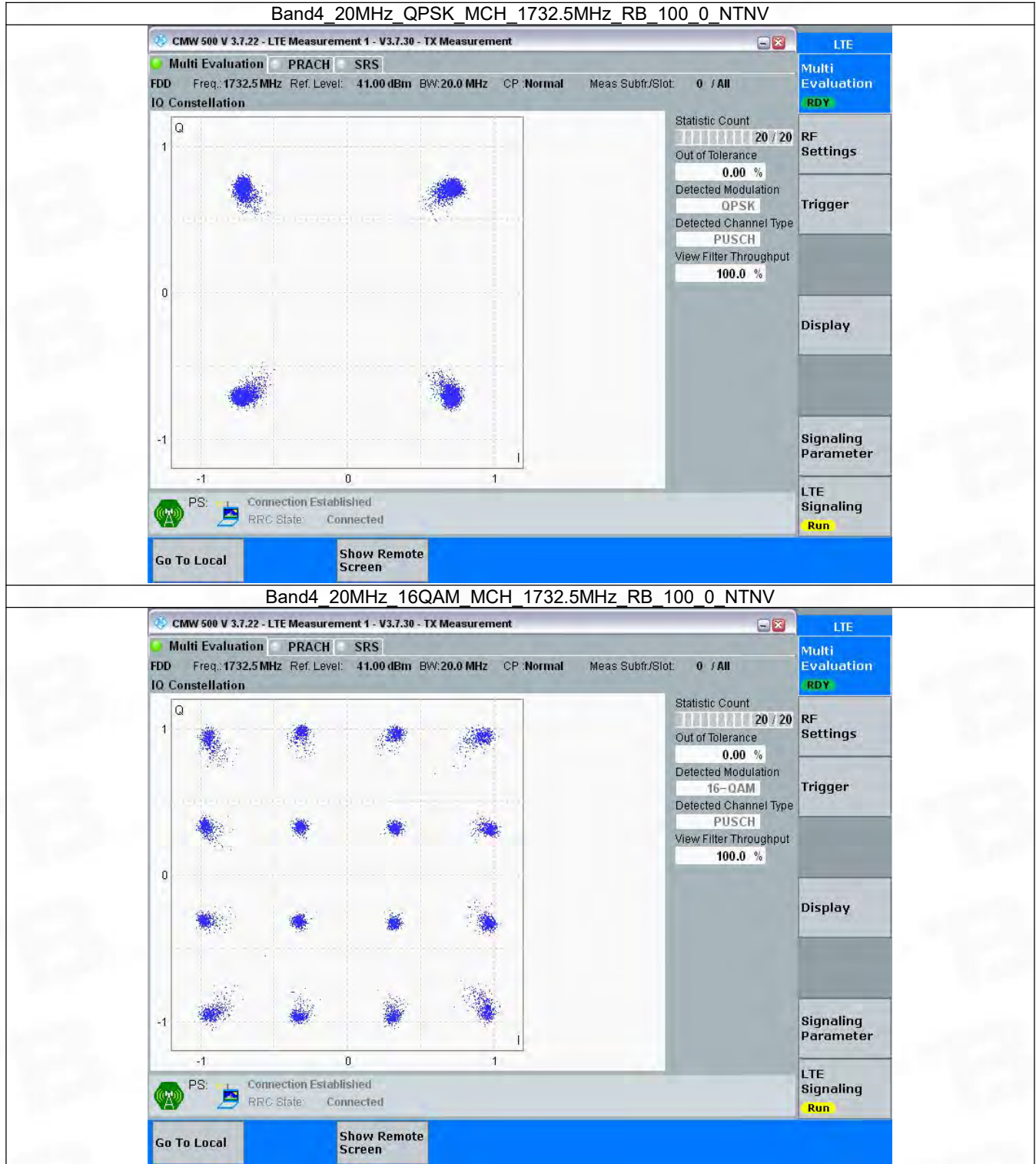
### 3.6 B4\_20MHz

#### 3.6.1 Test Result

Band: 4 / Bandwidth: 20MHz / NTNv						
Modulation	Frequency (MHz)	RB Allocation		Modulation Characteristics		Verdict
		Size	Offset	Result	Limit	
QPSK	1732.5	100	0	Refer To Test Graph		Pass
16QAM	1732.5	100	0	Refer To Test Graph		Pass



### 3.6.2 Test Graph





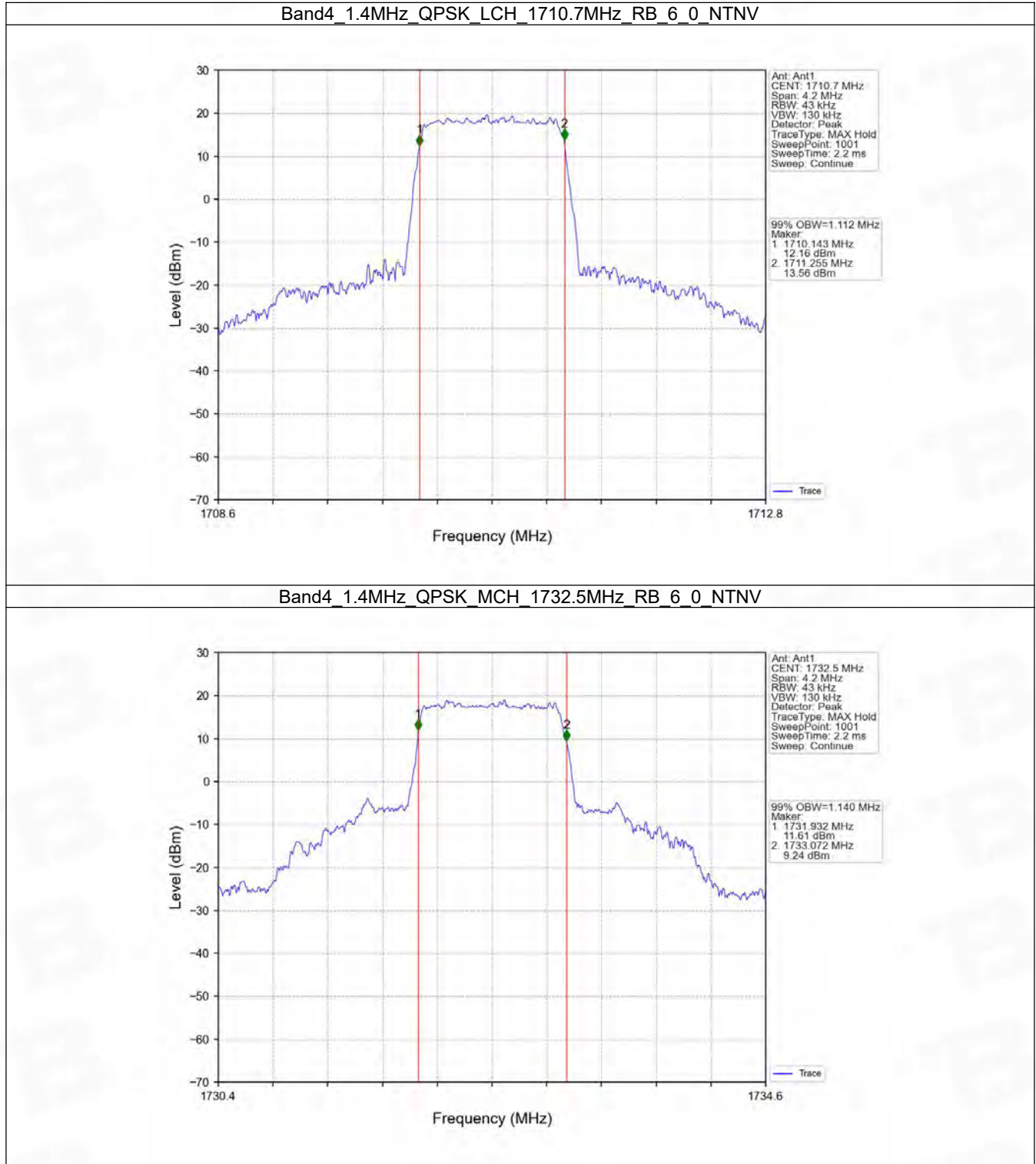
#### 4. 99% & 26dB Bandwidth

##### 4.1 Band4\_OBW

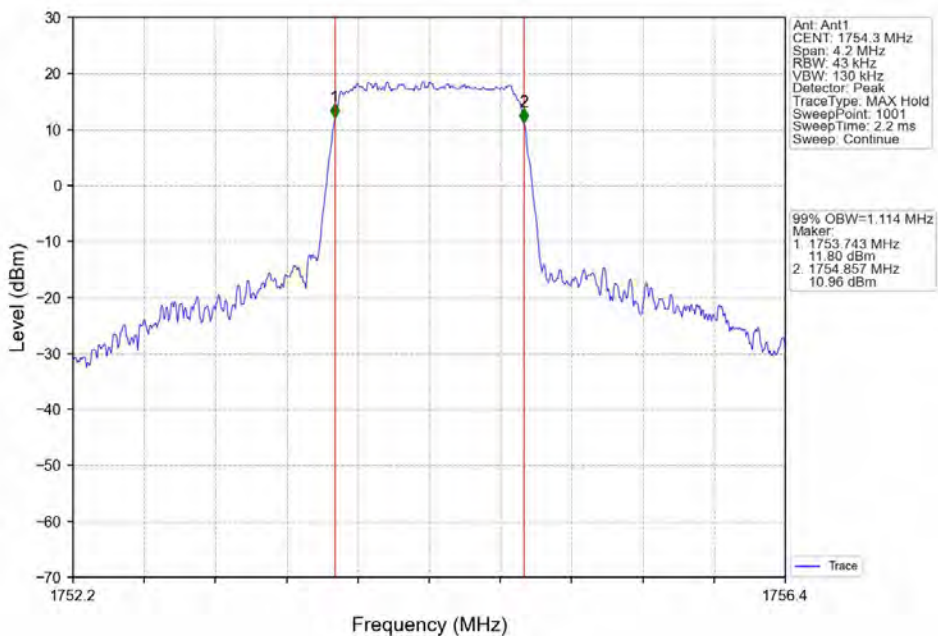
##### 4.1.1 Test Result

Band: 4 / NTN							
Bandwidth (MHz)	Modulation	Frequency (MHz)	RB Allocation		99% Occupied Bandwidth (MHz)		Verdict
			Size	Offset	Result	Limit	
1.4	QPSK	1710.7	6	0	1.112	/	Pass
		1732.5	6	0	1.140	/	Pass
		1754.3	6	0	1.114	/	Pass
	16QAM	1710.7	6	0	1.122	/	Pass
		1732.5	6	0	1.135	/	Pass
		1754.3	6	0	1.109	/	Pass
3	QPSK	1711.5	15	0	2.766	/	Pass
		1732.5	15	0	2.789	/	Pass
		1753.5	15	0	2.771	/	Pass
	16QAM	1711.5	15	0	2.781	/	Pass
		1732.5	15	0	2.783	/	Pass
		1753.5	15	0	2.754	/	Pass
5	QPSK	1712.5	25	0	4.547	/	Pass
		1732.5	25	0	4.623	/	Pass
		1752.5	25	0	4.575	/	Pass
	16QAM	1712.5	25	0	4.570	/	Pass
		1732.5	25	0	4.626	/	Pass
		1752.5	25	0	4.553	/	Pass
10	QPSK	1715	50	0	9.104	/	Pass
		1732.5	50	0	9.151	/	Pass
		1750	50	0	9.109	/	Pass
	16QAM	1715	50	0	9.069	/	Pass
		1732.5	50	0	9.208	/	Pass
		1750	50	0	9.091	/	Pass
15	QPSK	1717.5	75	0	13.618	/	Pass
		1732.5	75	0	13.736	/	Pass
		1747.5	75	0	13.704	/	Pass
	16QAM	1717.5	75	0	13.627	/	Pass
		1732.5	75	0	13.792	/	Pass
		1747.5	75	0	13.685	/	Pass
20	QPSK	1720	100	0	18.136	/	Pass
		1732.5	100	0	18.227	/	Pass
		1745	100	0	18.330	/	Pass
	16QAM	1720	100	0	18.159	/	Pass
		1732.5	100	0	18.332	/	Pass
		1745	100	0	18.353	/	Pass

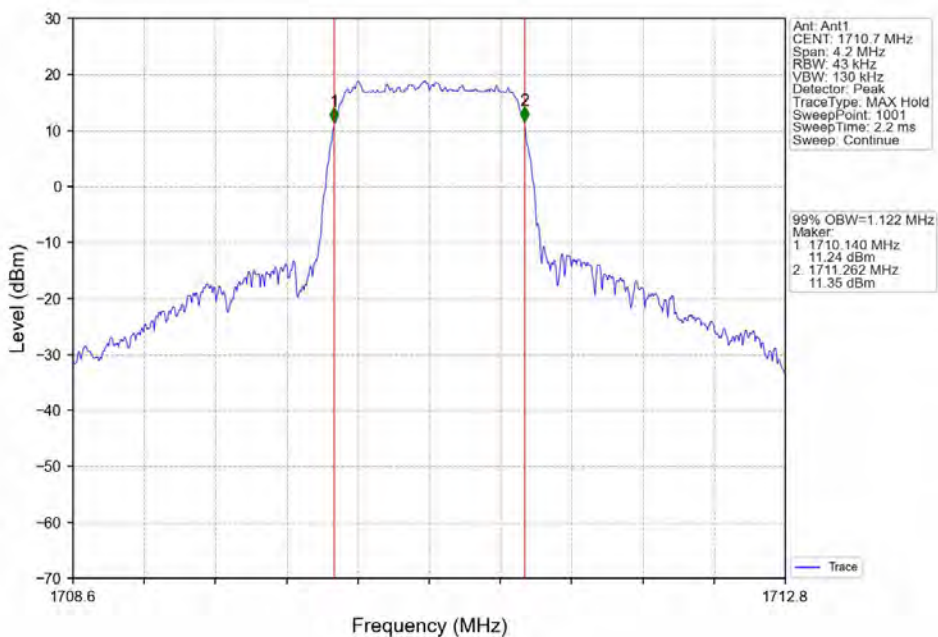
4.1.2 Test Graph



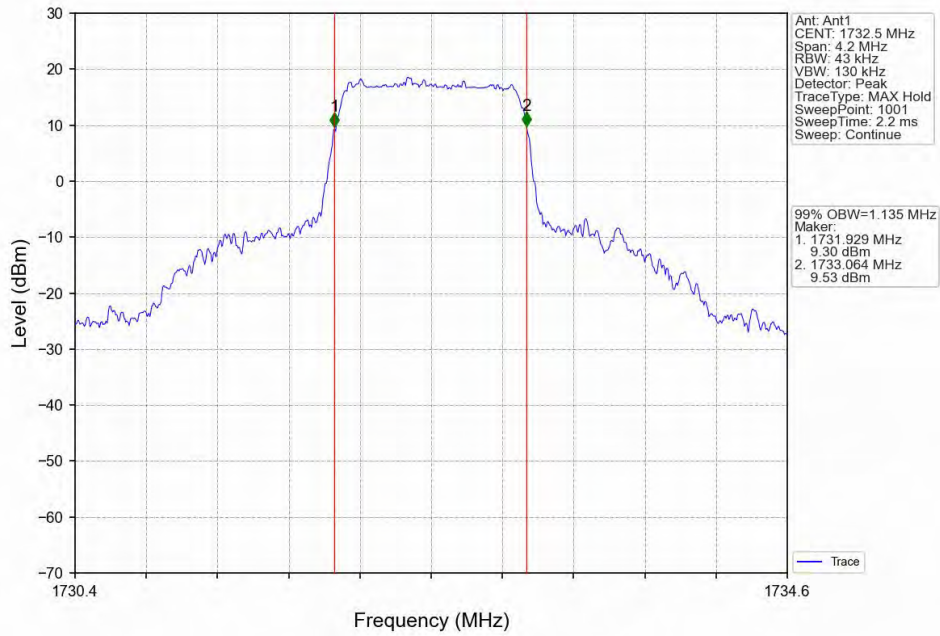
Band4\_1.4MHz\_QPSK\_HCH\_1754.3MHz\_RB\_6\_0\_NTNV



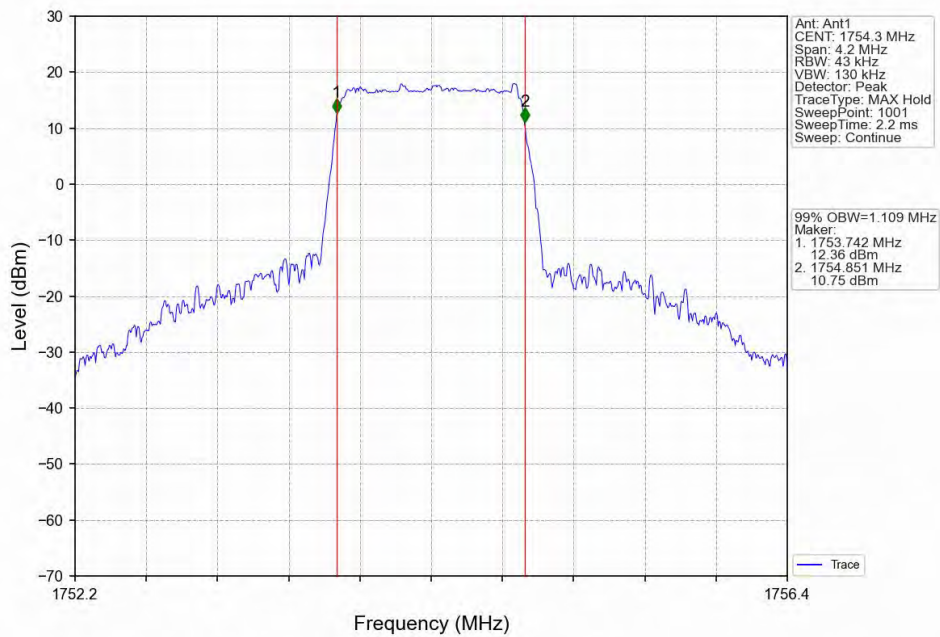
Band4\_1.4MHz\_16QAM\_LCH\_1710.7MHz\_RB\_6\_0\_NTNV



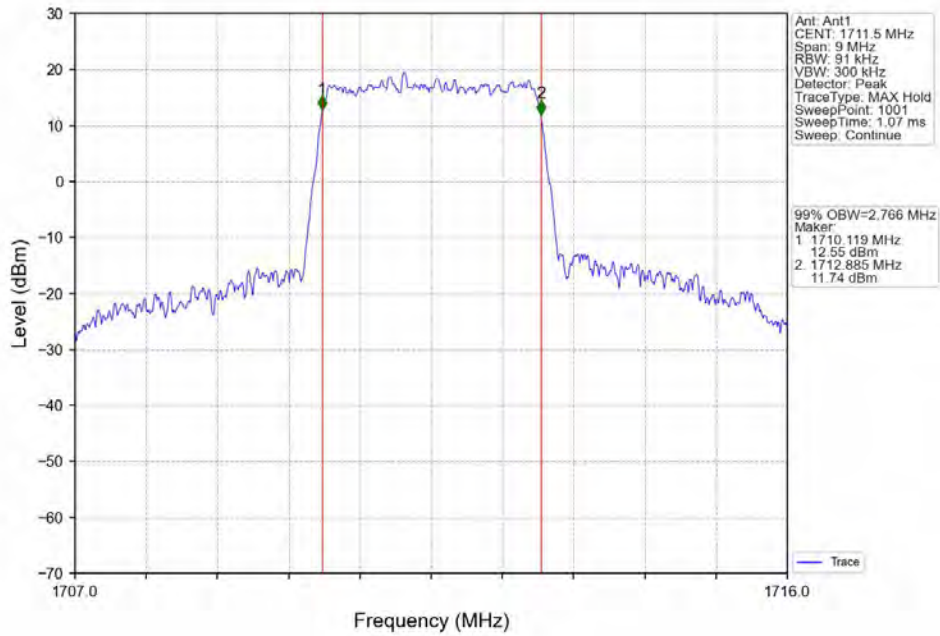
Band4\_1.4MHz\_16QAM\_MCH\_1732.5MHz\_RB\_6\_0\_NTNV



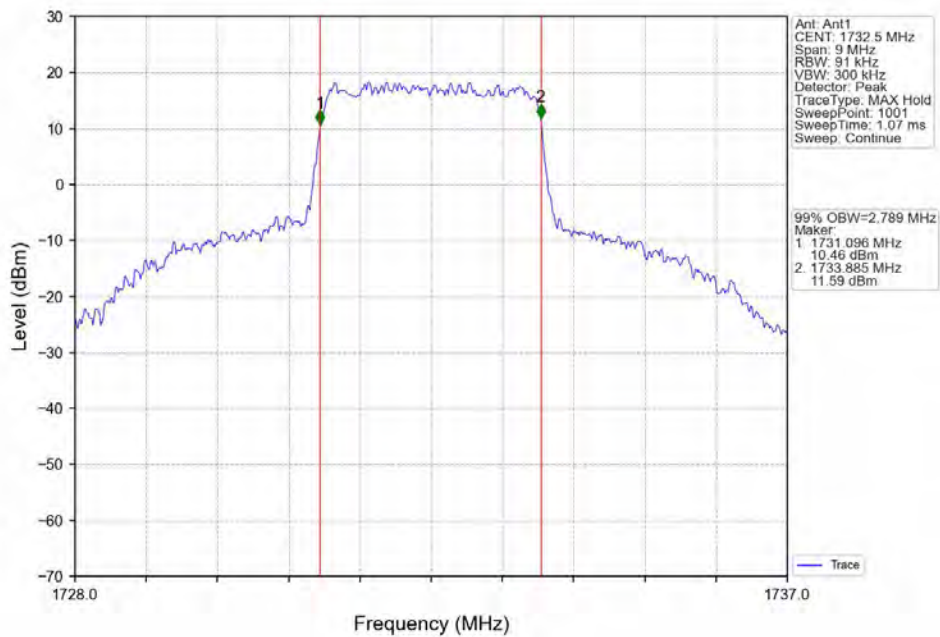
Band4\_1.4MHz\_16QAM\_HCH\_1754.3MHz\_RB\_6\_0\_NTNV



Band4\_3MHz\_QPSK\_LCH\_1711.5MHz\_RB\_15\_0\_NTNV

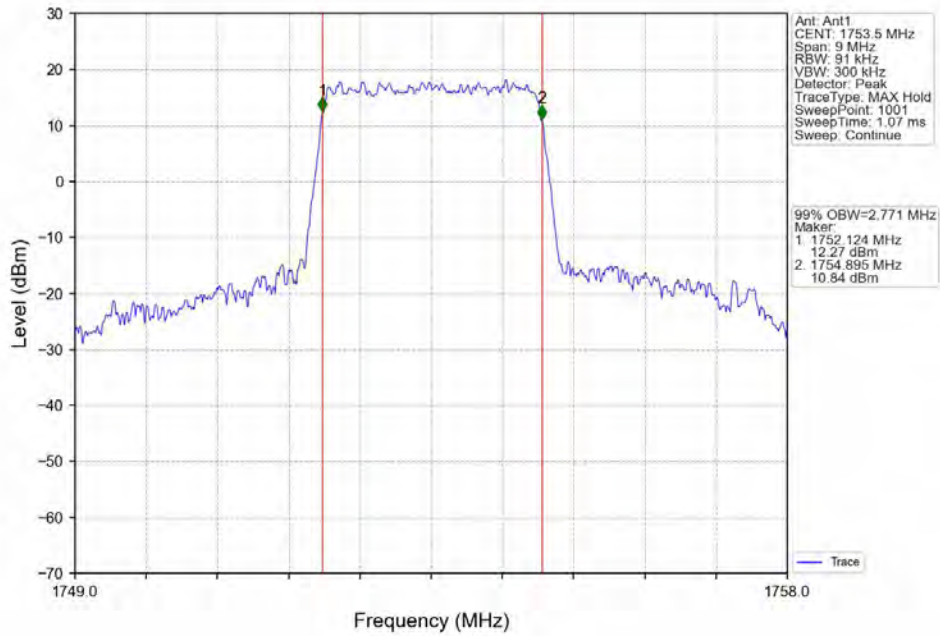


Band4\_3MHz\_QPSK\_MCH\_1732.5MHz\_RB\_15\_0\_NTNV

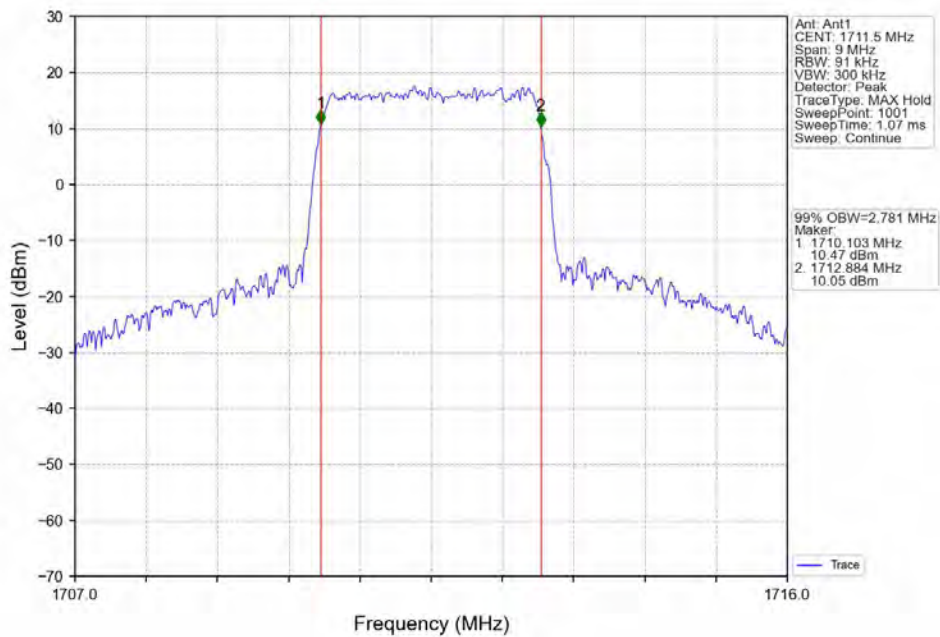




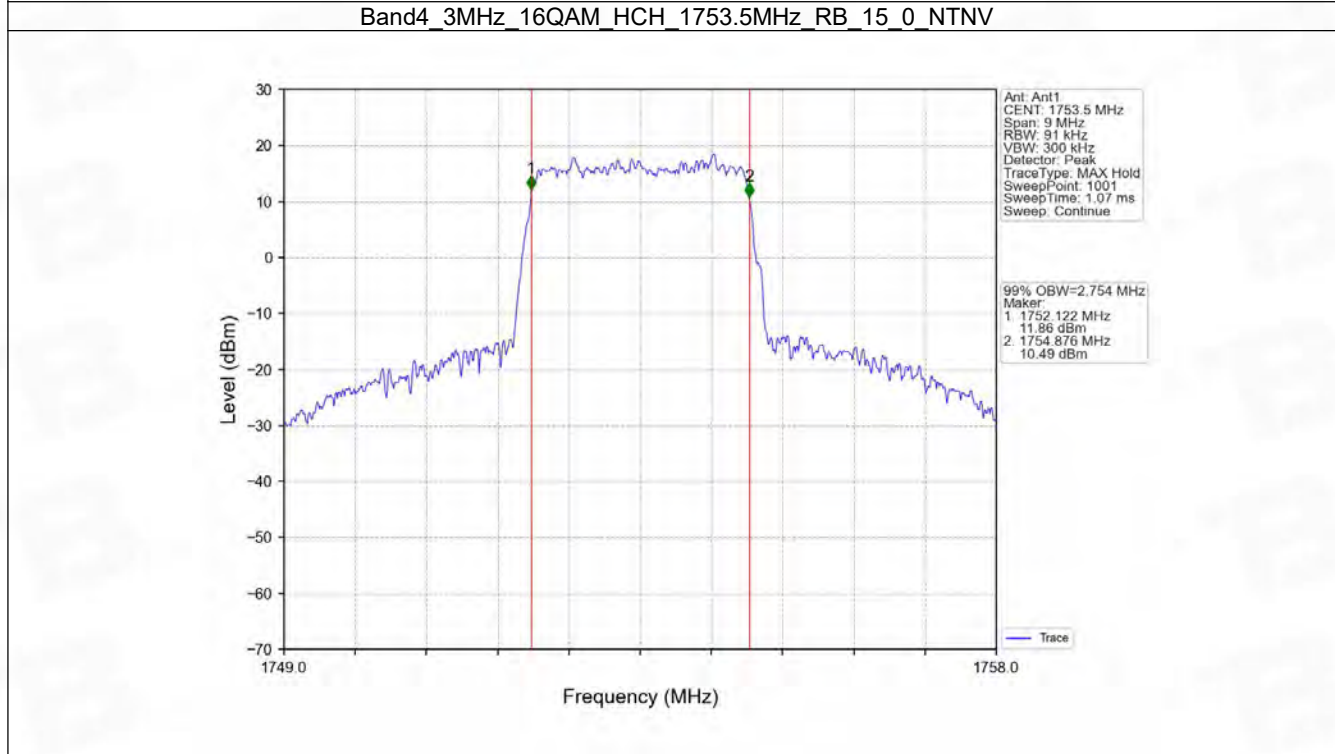
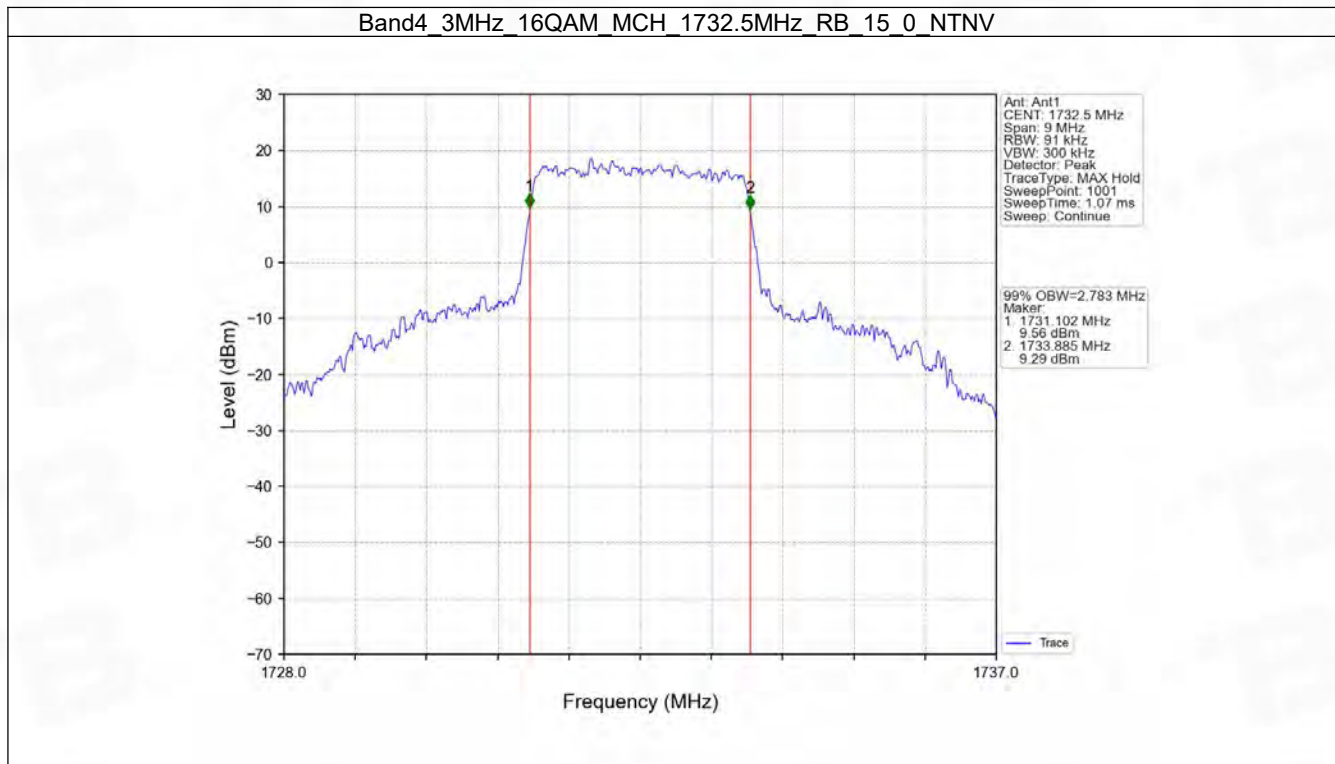
Band4\_3MHz\_QPSK\_HCH\_1753.5MHz\_RB\_15\_0\_NTNV



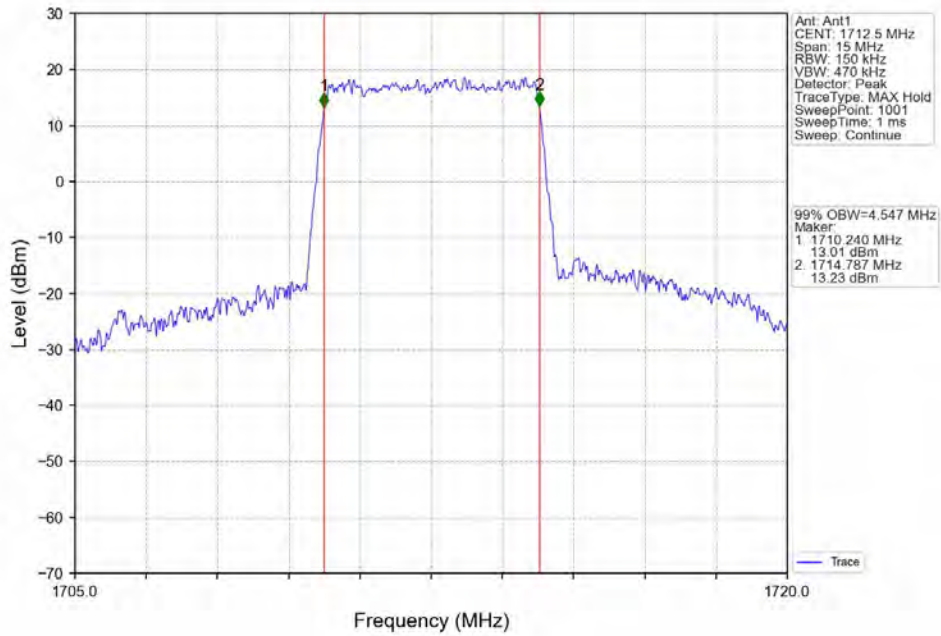
Band4\_3MHz\_16QAM\_LCH\_1711.5MHz\_RB\_15\_0\_NTNV



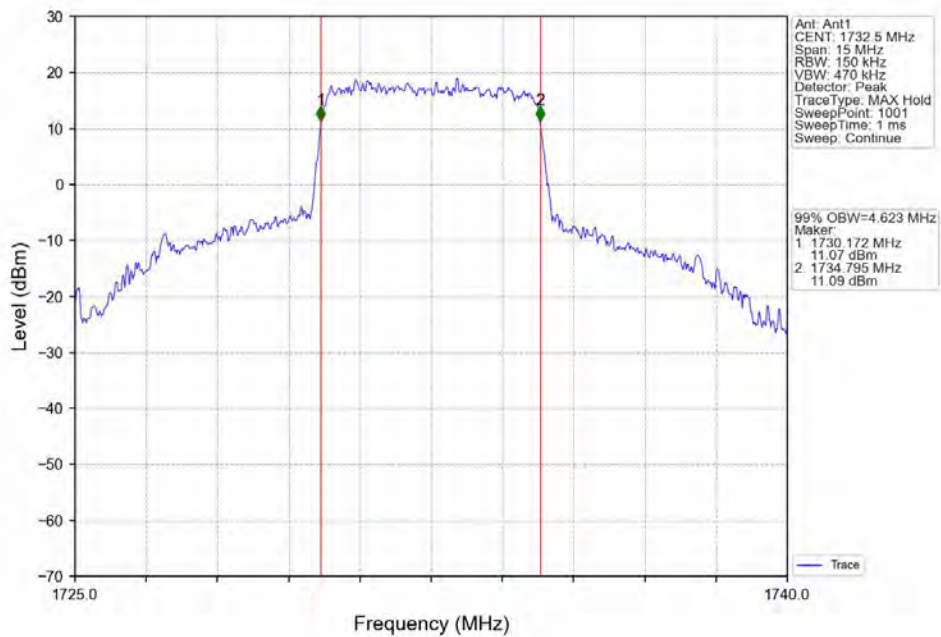




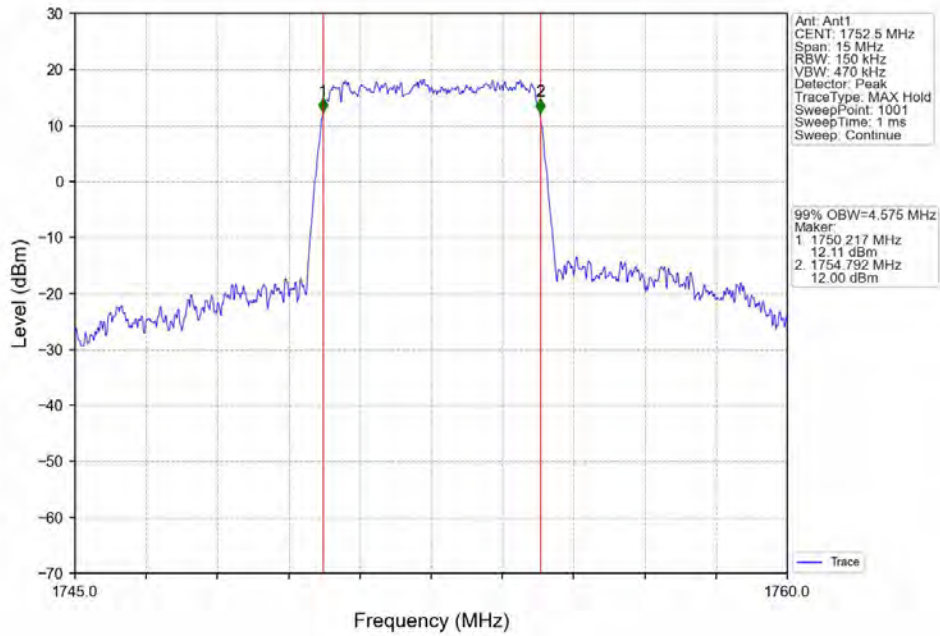
Band4\_5MHz\_QPSK\_LCH\_1712.5MHz\_RB\_25\_0\_NTNV



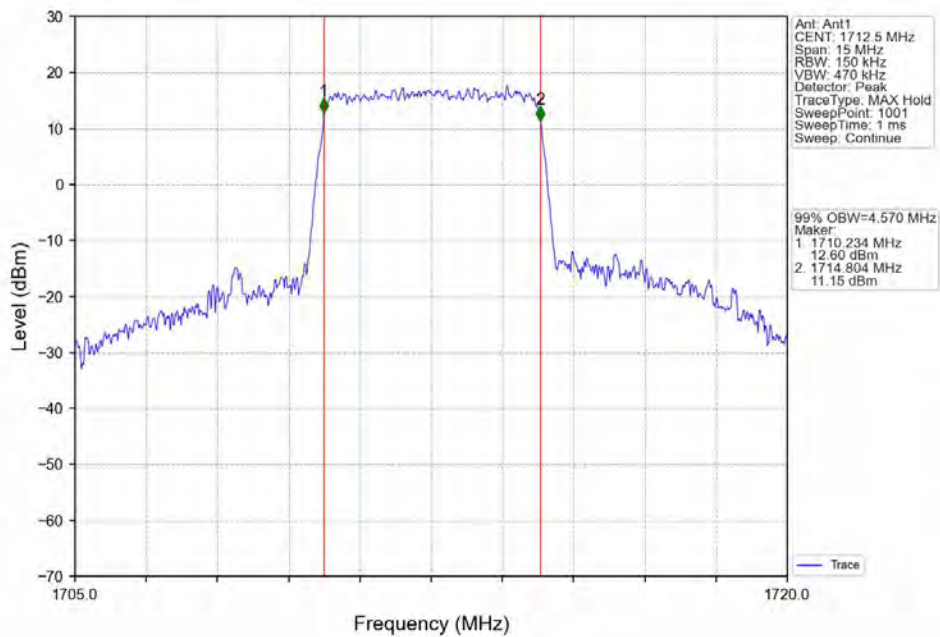
Band4\_5MHz\_QPSK\_MCH\_1732.5MHz\_RB\_25\_0\_NTNV

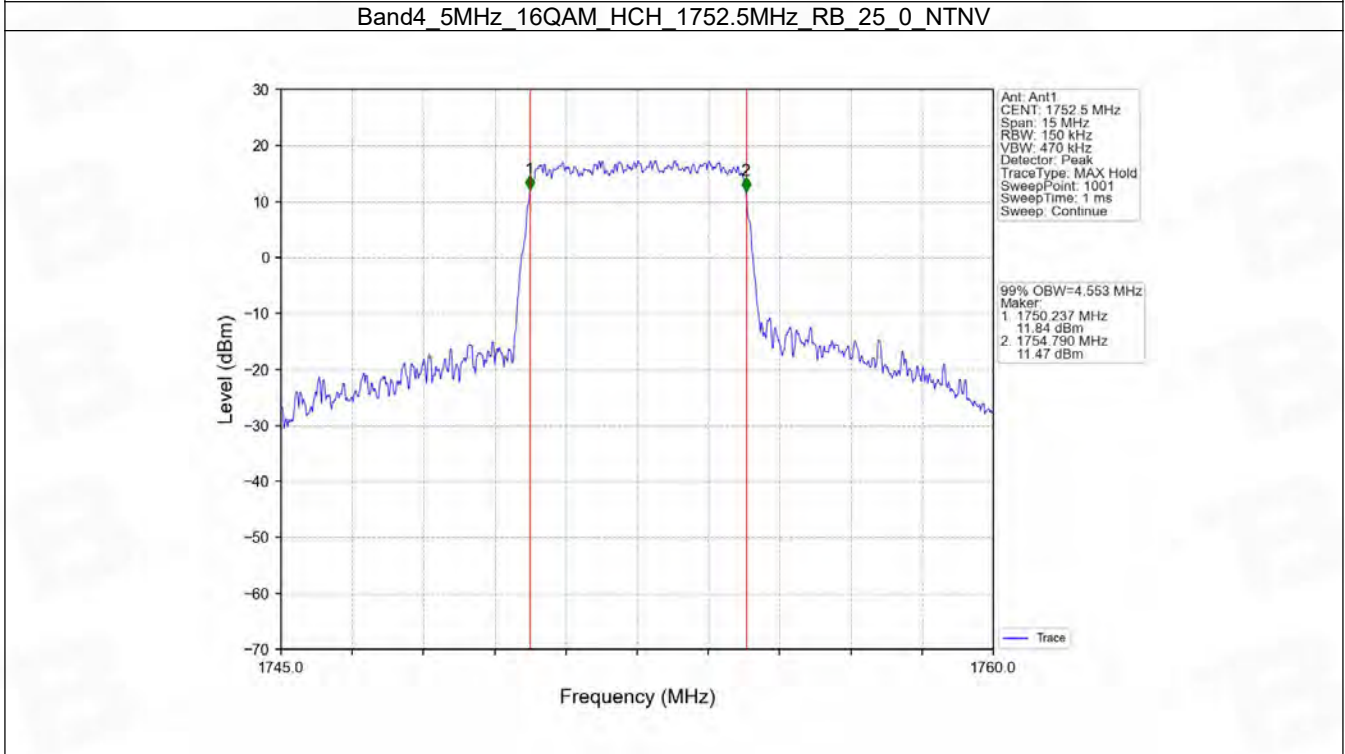
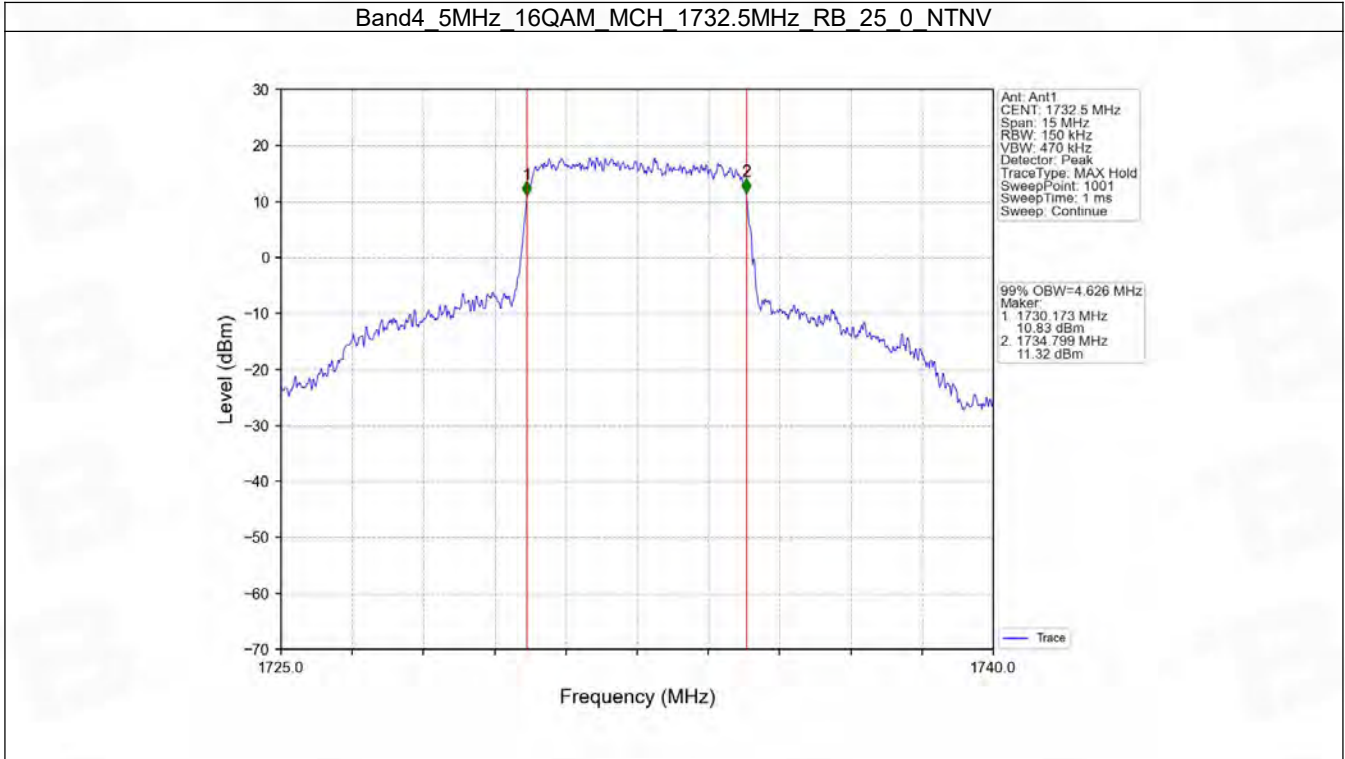


Band4\_5MHz\_QPSK\_HCH\_1752.5MHz\_RB\_25\_0\_NTNV

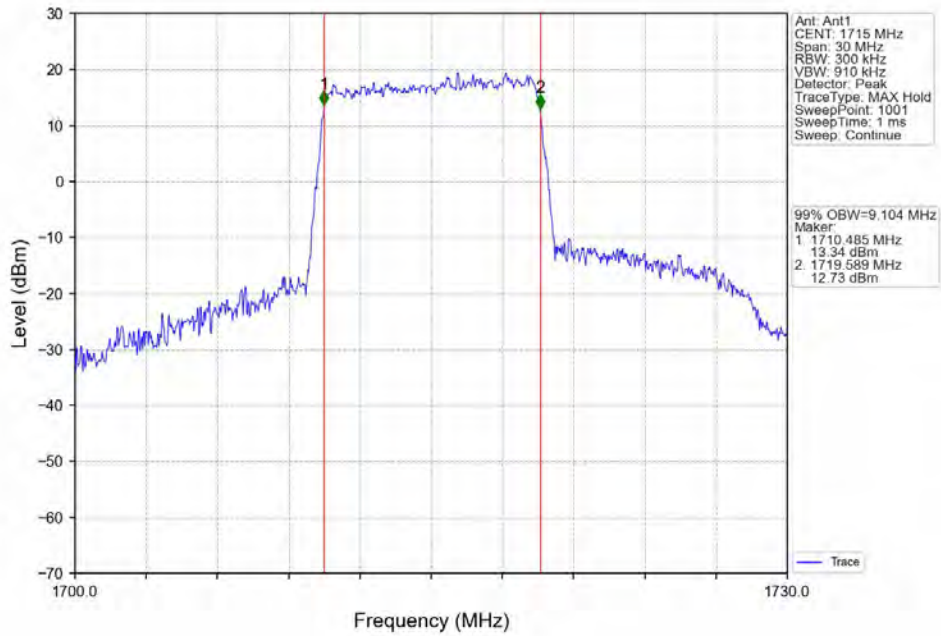


Band4\_5MHz\_16QAM\_LCH\_1712.5MHz\_RB\_25\_0\_NTNV

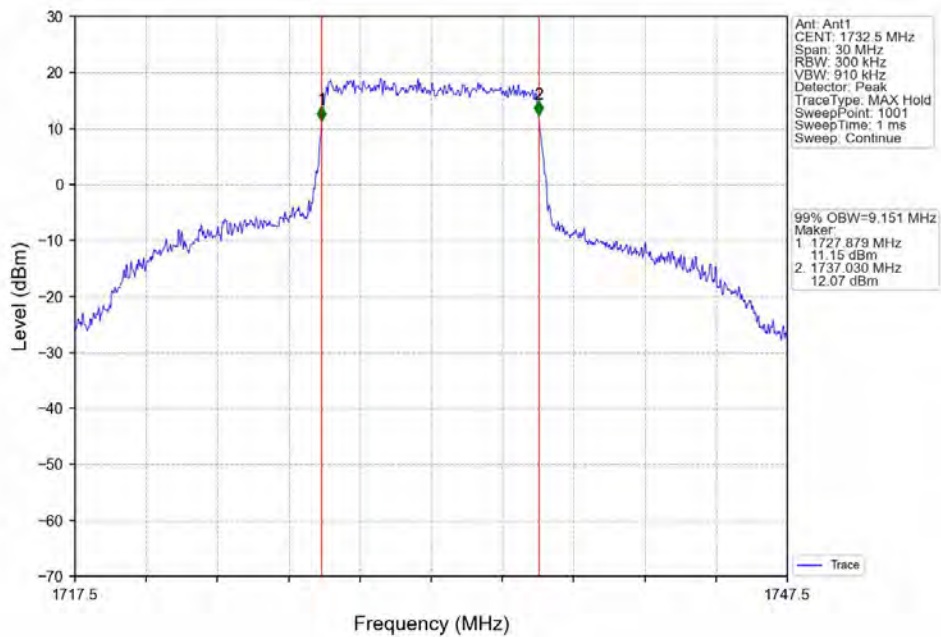




Band4\_10MHz\_QPSK\_LCH\_1715MHz\_RB\_50\_0\_NTNV

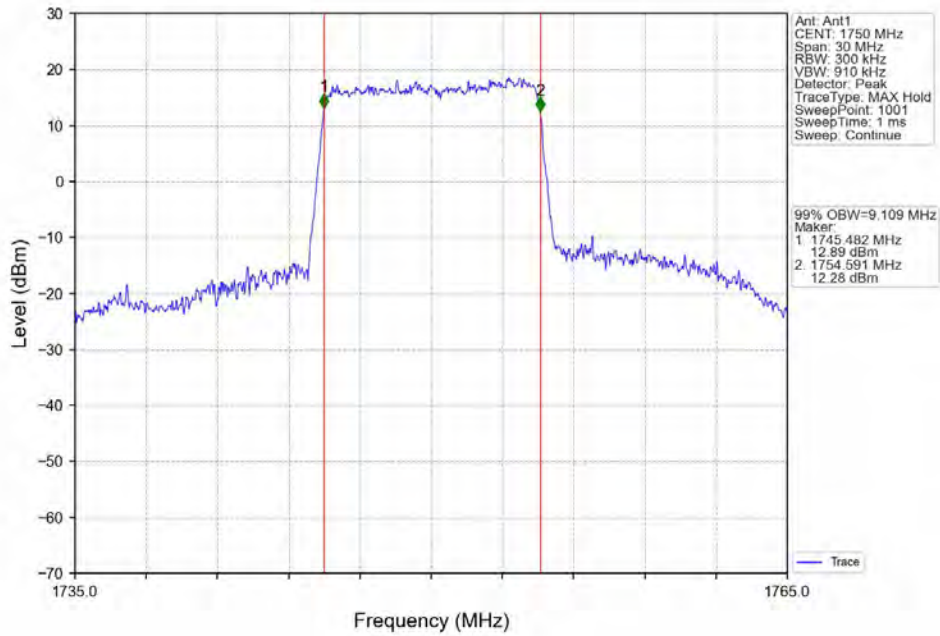


Band4\_10MHz\_QPSK\_MCH\_1732.5MHz\_RB\_50\_0\_NTNV

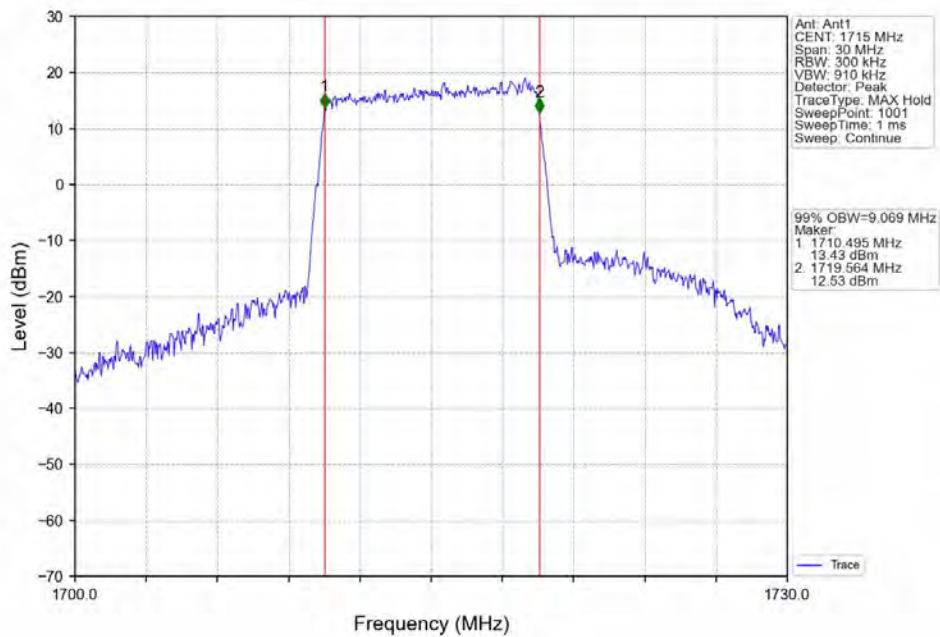




Band4\_10MHz\_QPSK\_HCH\_1750MHz\_RB\_50\_0\_NTNV

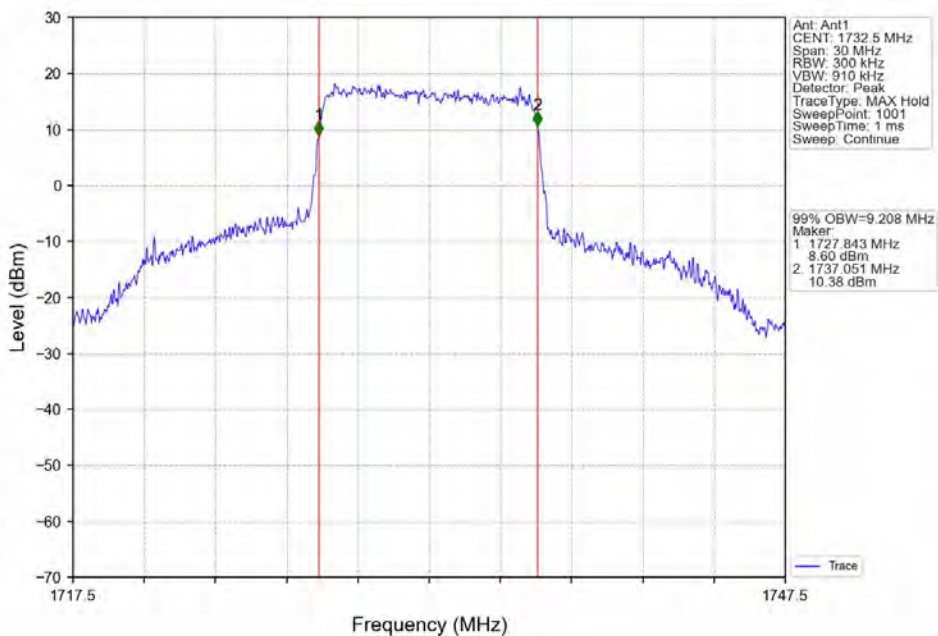


Band4\_10MHz\_16QAM\_LCH\_1715MHz\_RB\_50\_0\_NTNV

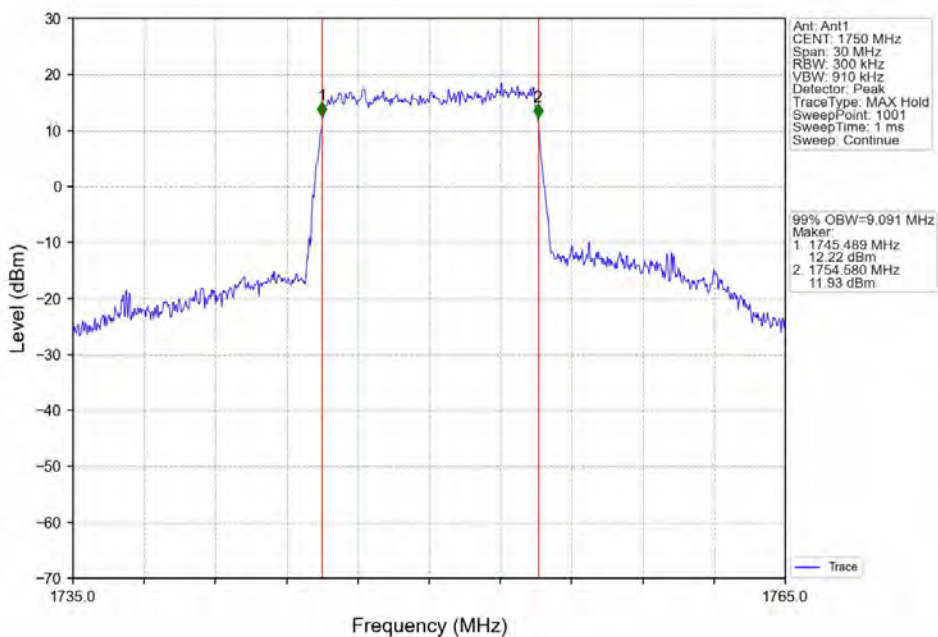




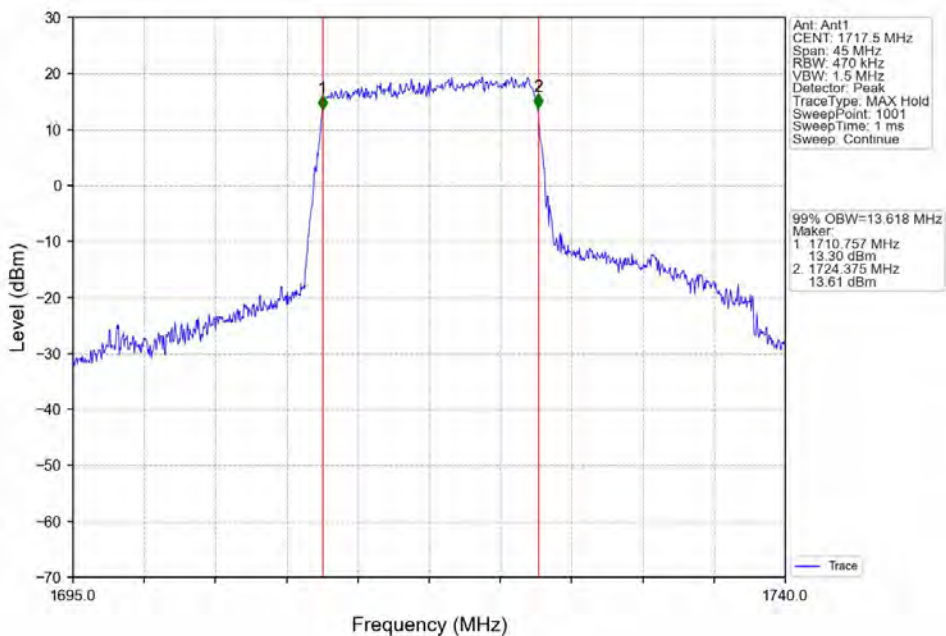
Band4\_10MHz\_16QAM\_MCH\_1732.5MHz\_RB\_50\_0\_NTNV



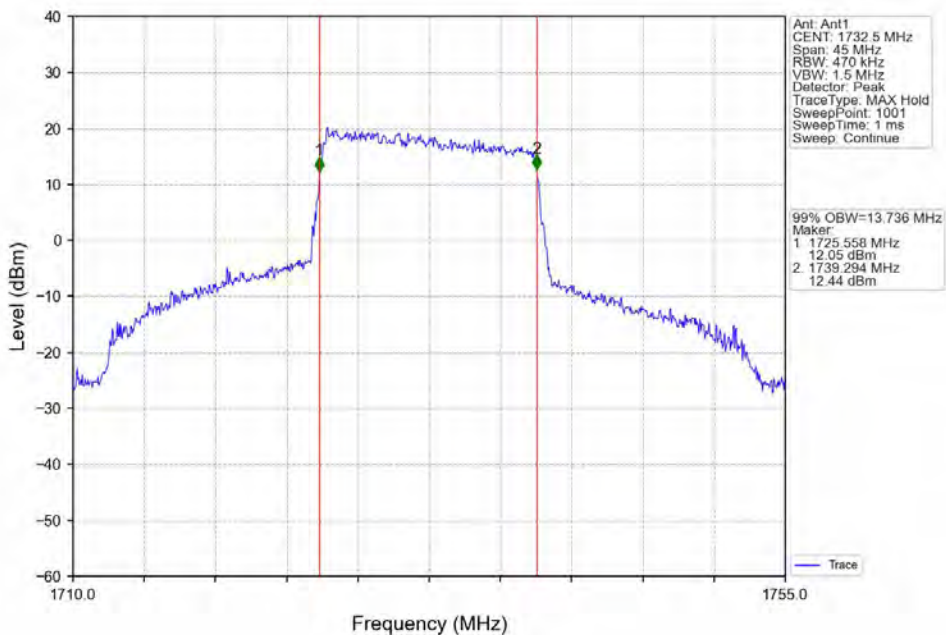
Band4\_10MHz\_16QAM\_HCH\_1750MHz\_RB\_50\_0\_NTNV



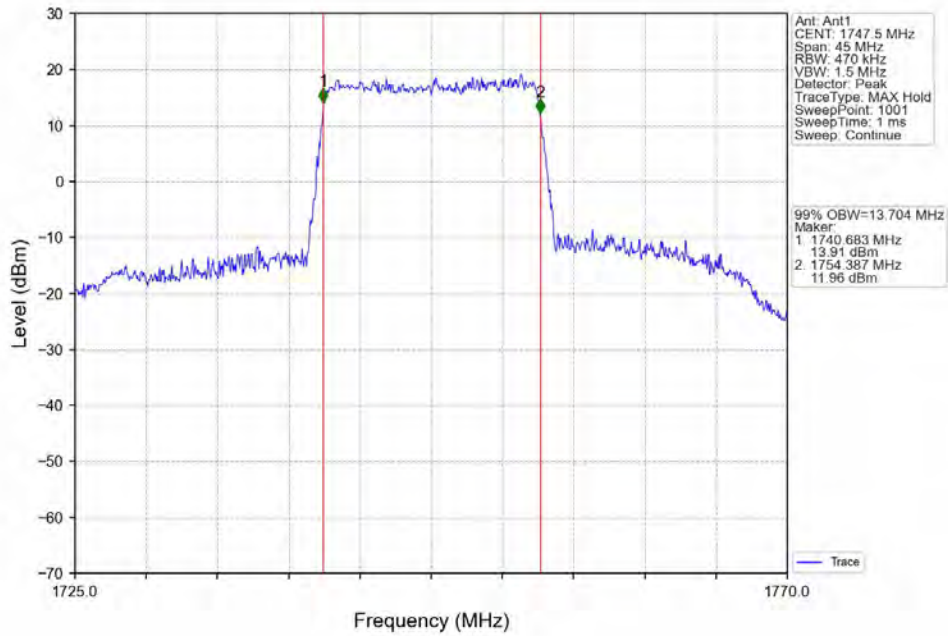
Band4\_15MHz\_QPSK\_LCH\_1717.5MHz\_RB\_75\_0\_NTNV



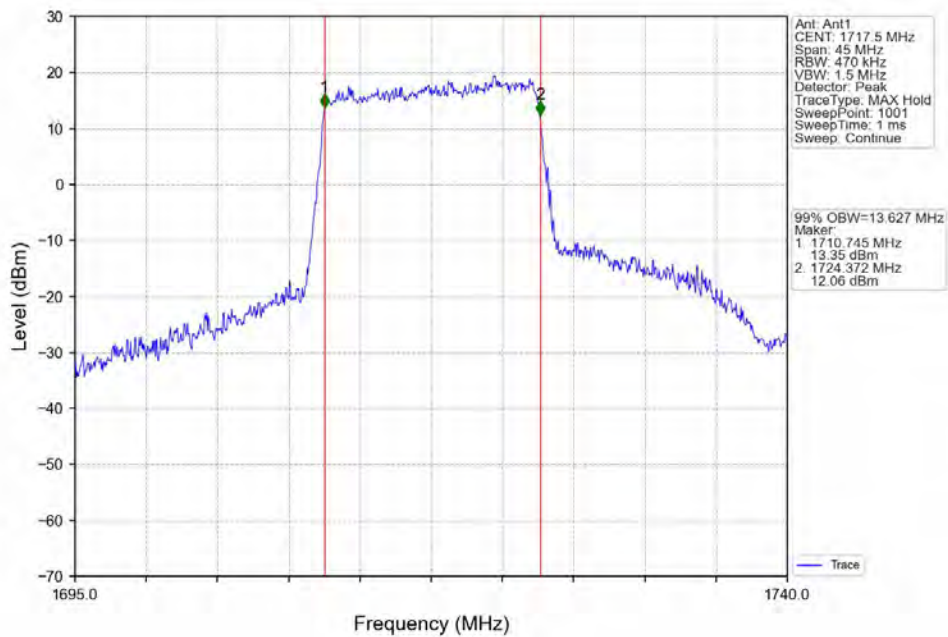
Band4\_15MHz\_QPSK\_MCH\_1732.5MHz\_RB\_75\_0\_NTNV



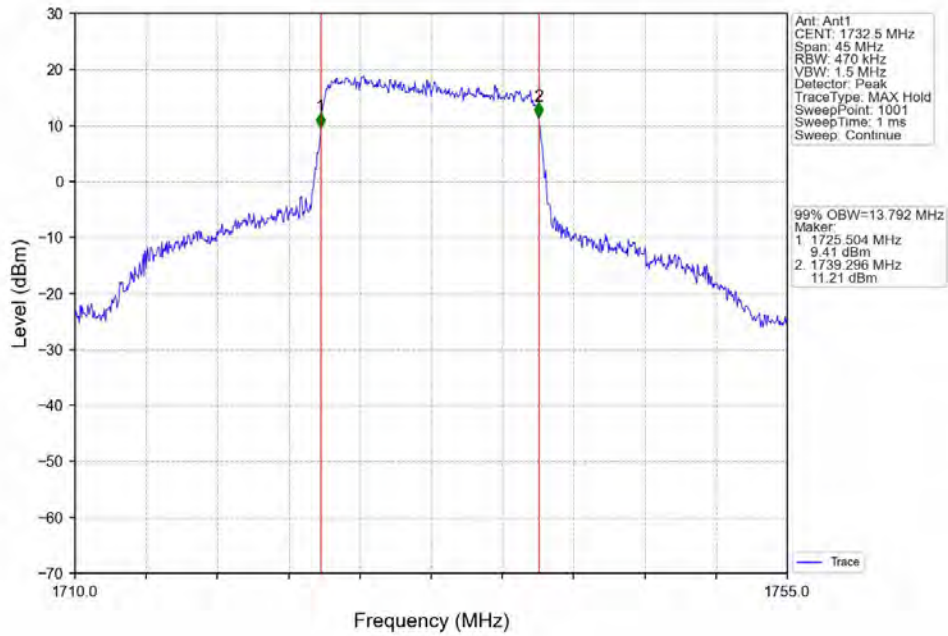
Band4\_15MHz\_QPSK\_HCH\_1747.5MHz\_RB\_75\_0\_NTNV



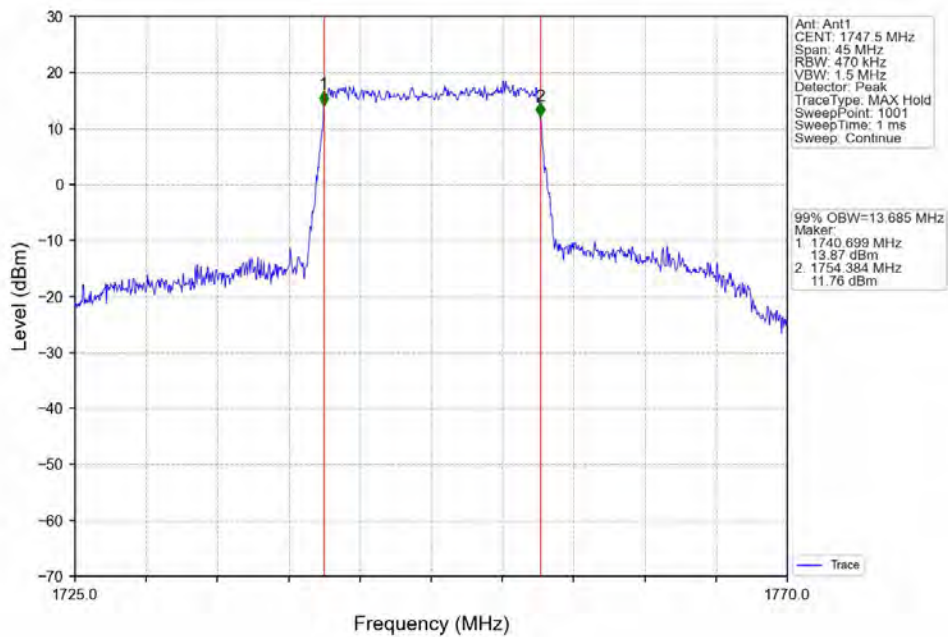
Band4\_15MHz\_16QAM\_LCH\_1717.5MHz\_RB\_75\_0\_NTNV



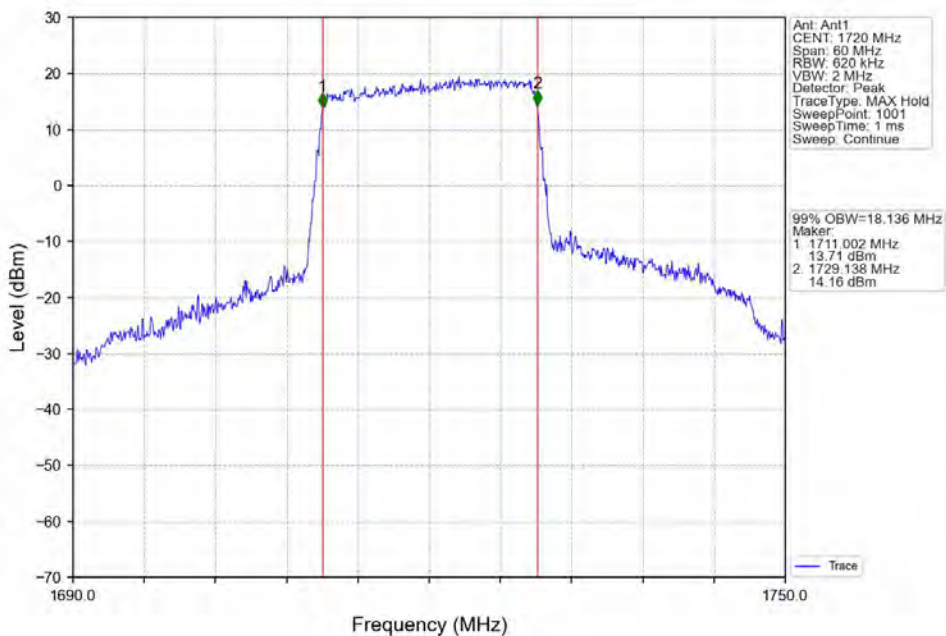
Band4\_15MHz\_16QAM\_MCH\_1732.5MHz\_RB\_75\_0\_NTNV



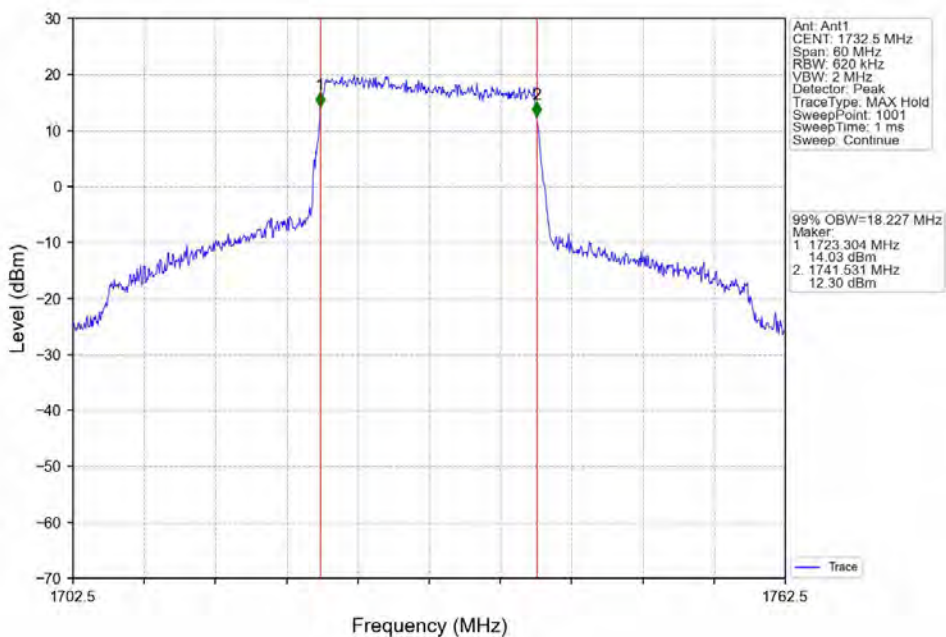
Band4\_15MHz\_16QAM\_HCH\_1747.5MHz\_RB\_75\_0\_NTNV



Band4\_20MHz\_QPSK\_LCH\_1720MHz\_RB\_100\_0\_NTNV

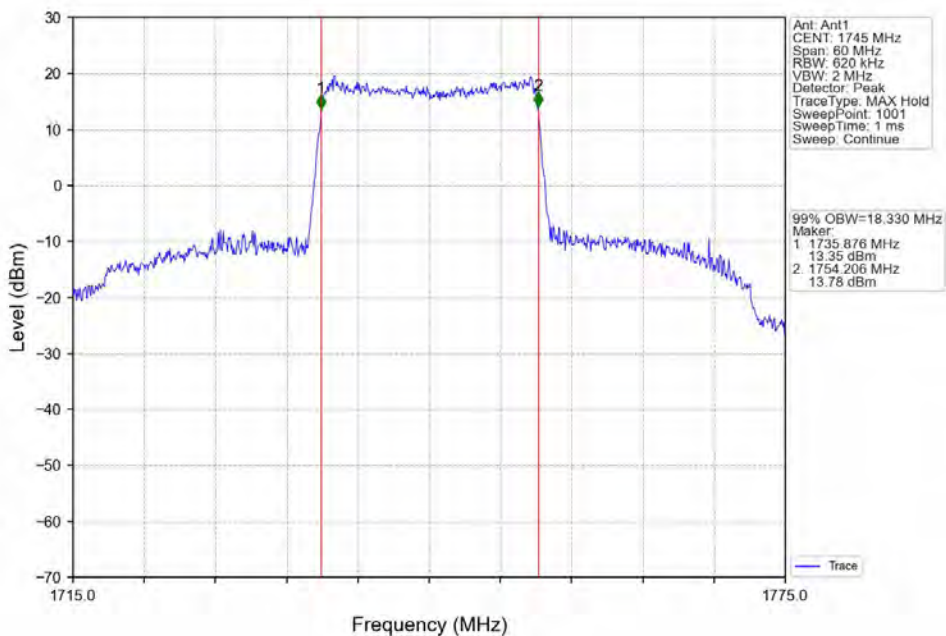


Band4\_20MHz\_QPSK\_MCH\_1732.5MHz\_RB\_100\_0\_NTNV

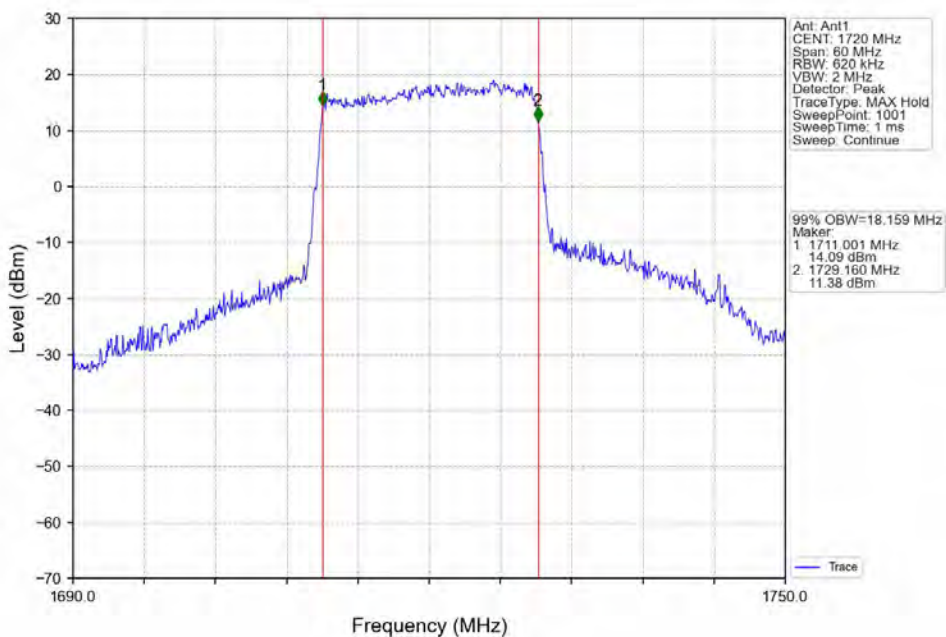




Band4\_20MHz\_QPSK\_HCH\_1745MHz\_RB\_100\_0\_NTNV

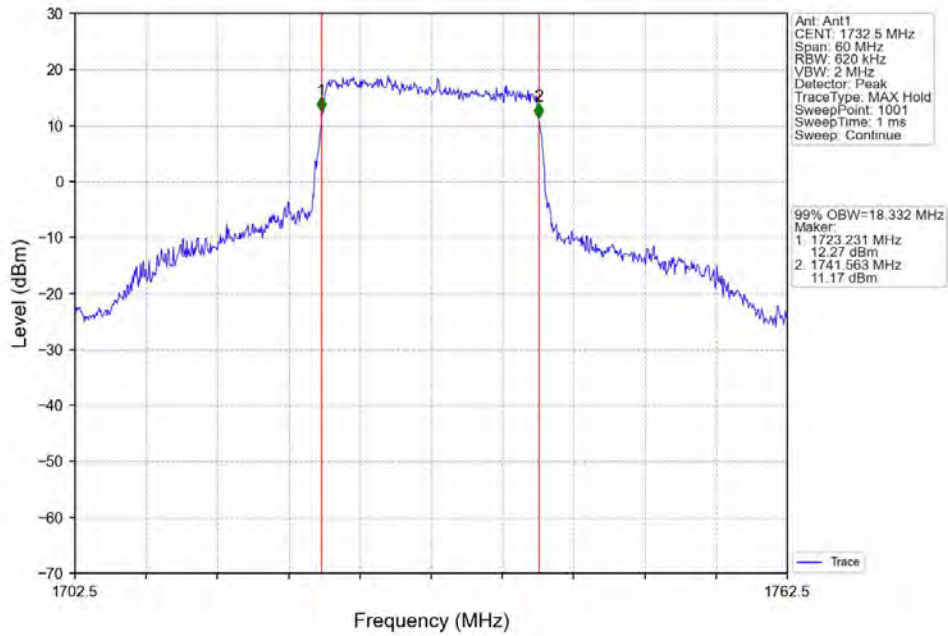


Band4\_20MHz\_16QAM\_LCH\_1720MHz\_RB\_100\_0\_NTNV

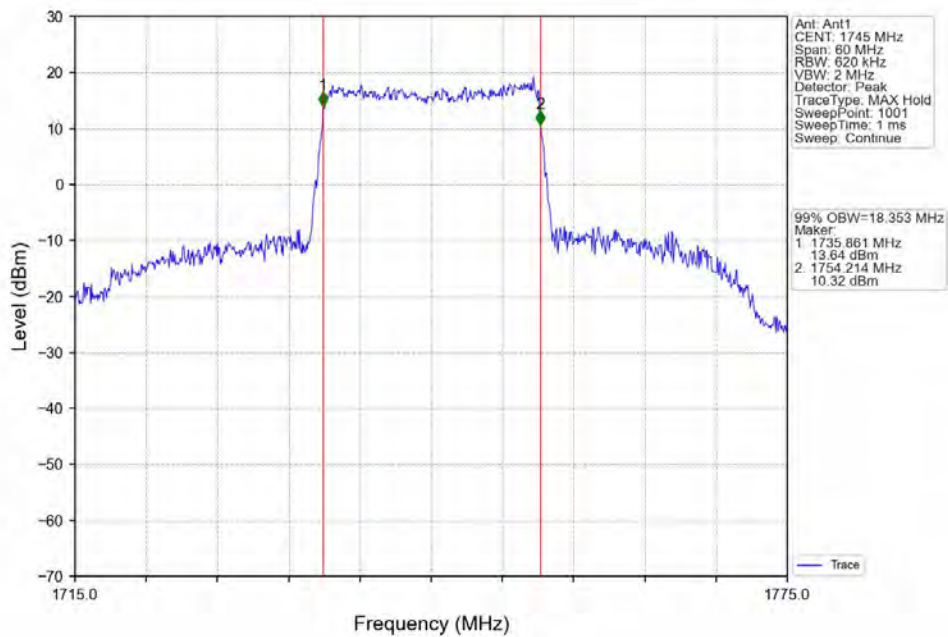




Band4\_20MHz\_16QAM\_MCH\_1732.5MHz\_RB\_100\_0\_NTNV



Band4\_20MHz\_16QAM\_HCH\_1745MHz\_RB\_100\_0\_NTNV

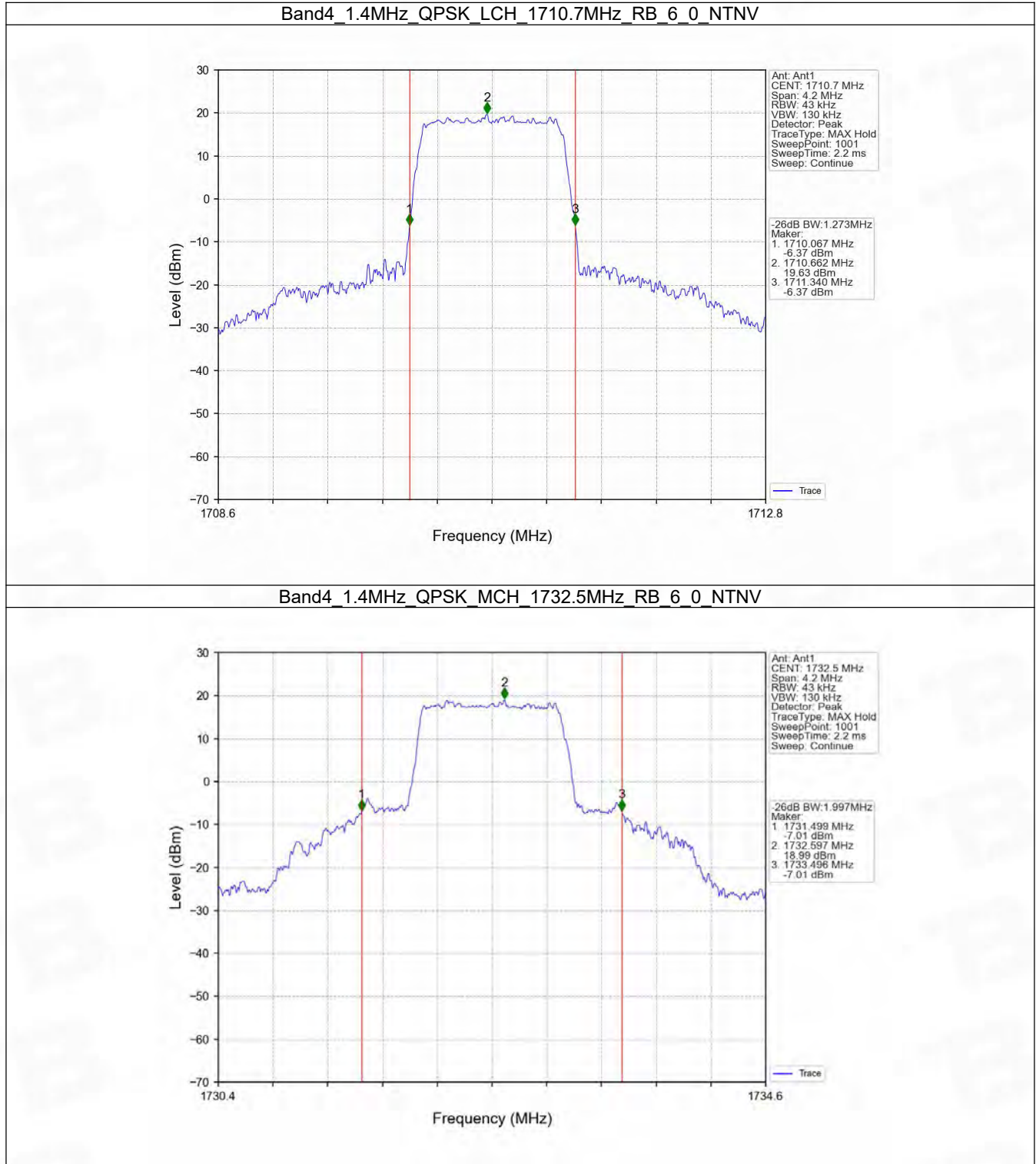


## 4.2 Band4\_XDB

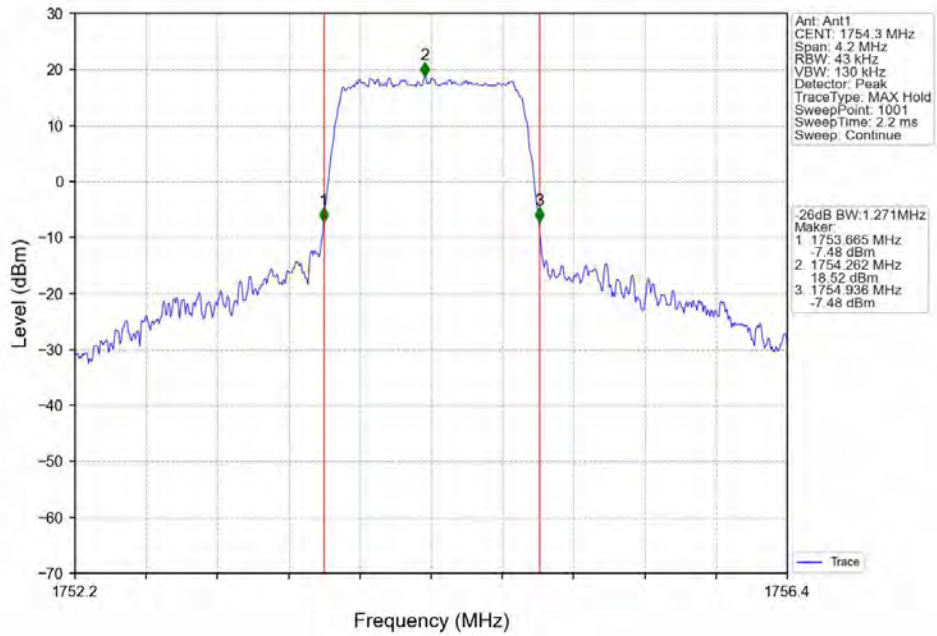
### 4.2.1 Test Result

Band: 4 / NTNV							
Bandwidth (MHz)	Modulation	Frequency (MHz)	RB Allocation		26dB Bandwidth (MHz)		Verdict
			Size	Offset	Result	Limit	
1.4	QPSK	1710.7	6	0	1.273	/	Pass
		1732.5	6	0	1.997	/	Pass
		1754.3	6	0	1.271	/	Pass
	16QAM	1710.7	6	0	1.283	/	Pass
		1732.5	6	0	1.665	/	Pass
		1754.3	6	0	1.274	/	Pass
3	QPSK	1711.5	15	0	3.092	/	Pass
		1732.5	15	0	3.693	/	Pass
		1753.5	15	0	3.100	/	Pass
	16QAM	1711.5	15	0	3.106	/	Pass
		1732.5	15	0	4.345	/	Pass
		1753.5	15	0	3.104	/	Pass
5	QPSK	1712.5	25	0	5.069	/	Pass
		1732.5	25	0	6.593	/	Pass
		1752.5	25	0	5.057	/	Pass
	16QAM	1712.5	25	0	5.079	/	Pass
		1732.5	25	0	6.510	/	Pass
		1752.5	25	0	5.062	/	Pass
10	QPSK	1715	50	0	10.044	/	Pass
		1732.5	50	0	14.177	/	Pass
		1750	50	0	10.063	/	Pass
	16QAM	1715	50	0	10.028	/	Pass
		1732.5	50	0	14.133	/	Pass
		1750	50	0	10.008	/	Pass
15	QPSK	1717.5	75	0	15.322	/	Pass
		1732.5	75	0	20.387	/	Pass
		1747.5	75	0	15.224	/	Pass
	16QAM	1717.5	75	0	15.191	/	Pass
		1732.5	75	0	20.376	/	Pass
		1747.5	75	0	15.233	/	Pass
20	QPSK	1720	100	0	19.958	/	Pass
		1732.5	100	0	23.526	/	Pass
		1745	100	0	20.108	/	Pass
	16QAM	1720	100	0	19.891	/	Pass
		1732.5	100	0	23.790	/	Pass
		1745	100	0	20.113	/	Pass

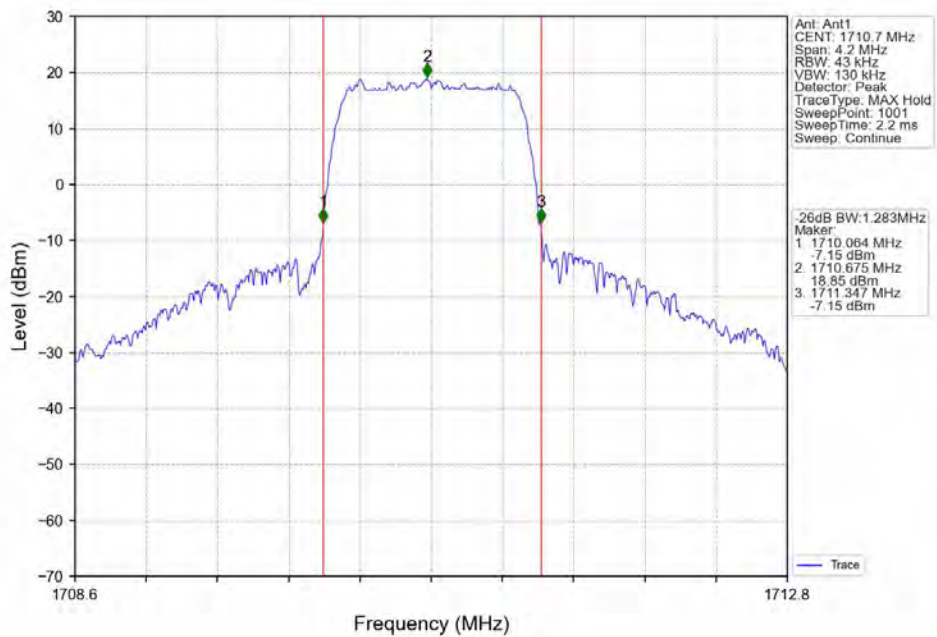
4.2.2 Test Graph



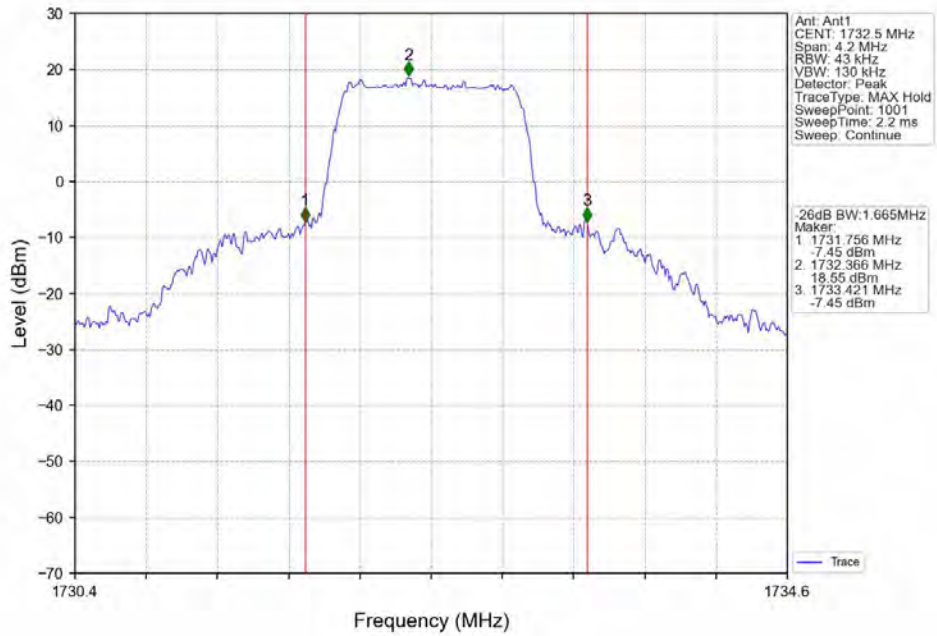
Band4\_1.4MHz\_QPSK\_HCH\_1754.3MHz\_RB\_6\_0\_NTNV



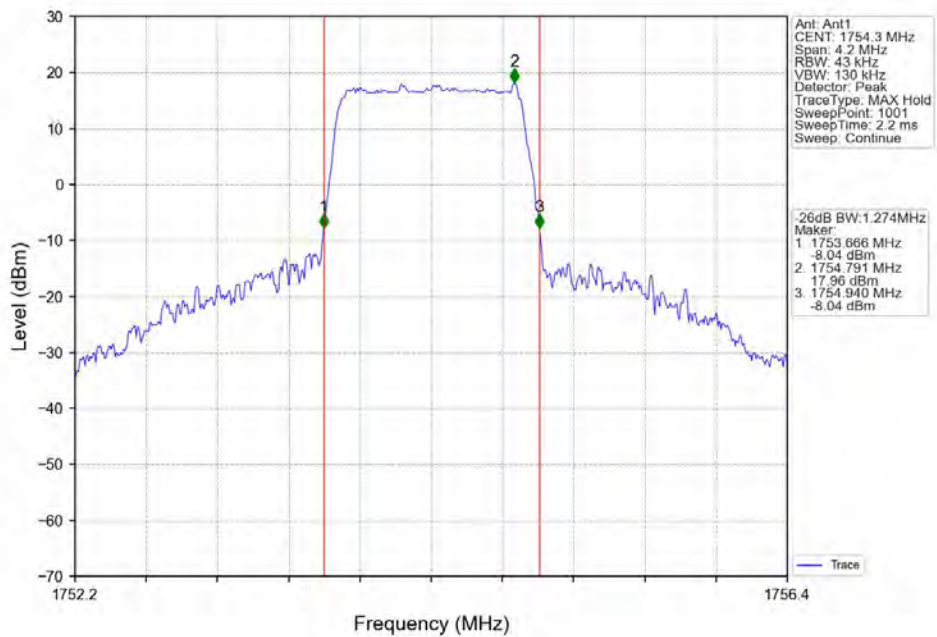
Band4\_1.4MHz\_16QAM\_LCH\_1710.7MHz\_RB\_6\_0\_NTNV



Band4\_1.4MHz\_16QAM\_MCH\_1732.5MHz\_RB\_6\_0\_NTNV

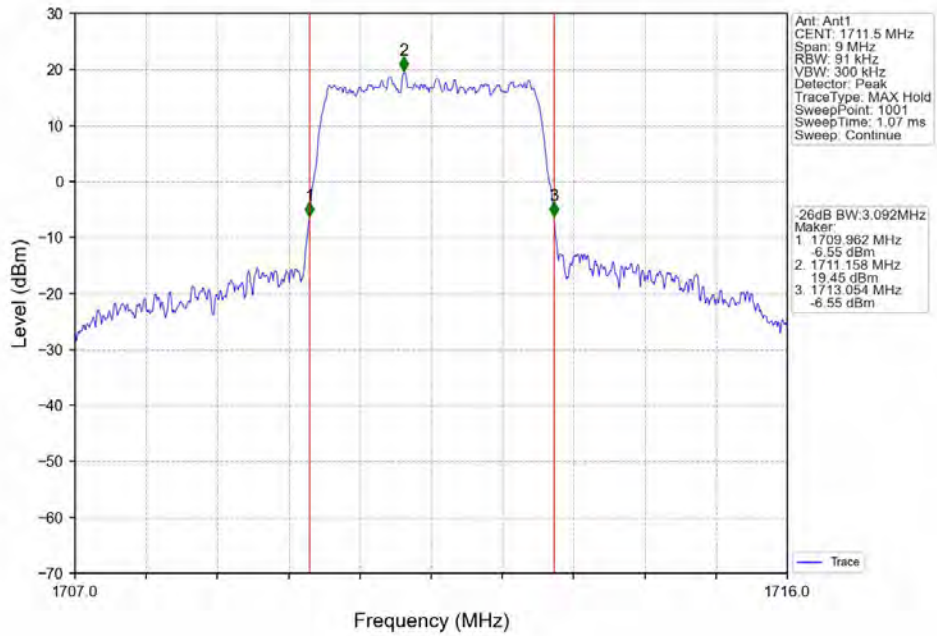


Band4\_1.4MHz\_16QAM\_HCH\_1754.3MHz\_RB\_6\_0\_NTNV

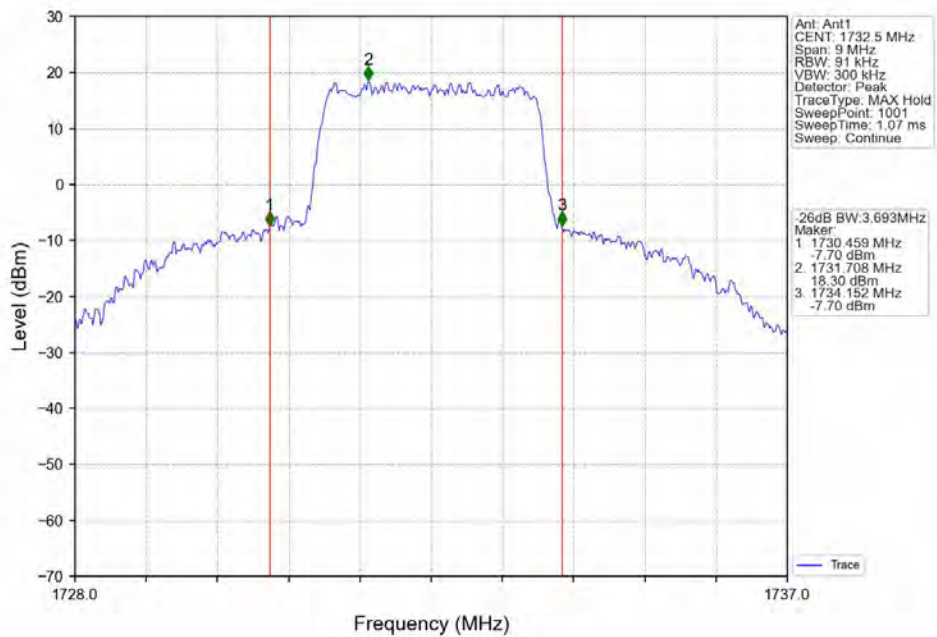




Band4\_3MHz\_QPSK\_LCH\_1711.5MHz\_RB\_15\_0\_NTNV

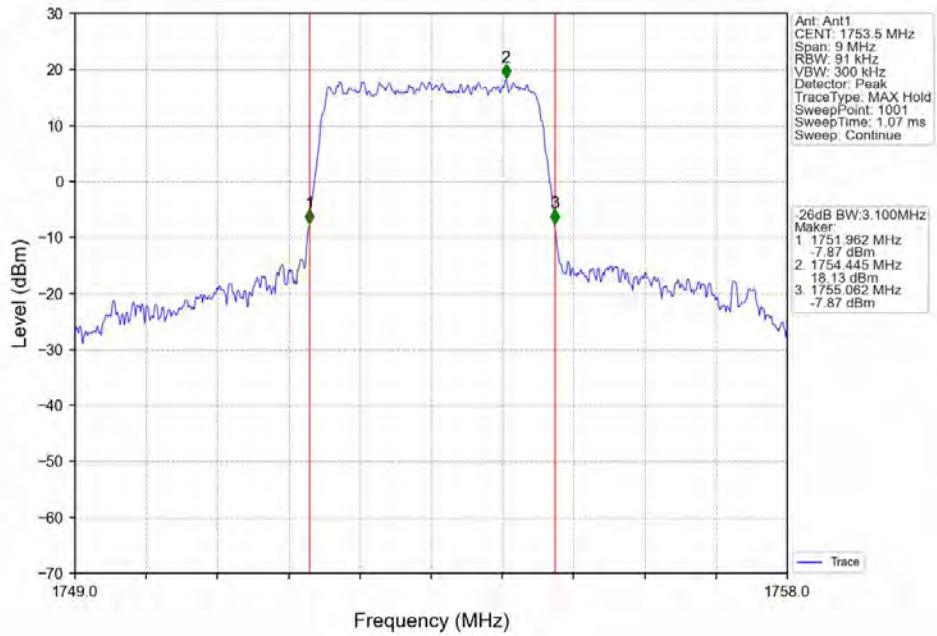


Band4\_3MHz\_QPSK\_MCH\_1732.5MHz\_RB\_15\_0\_NTNV

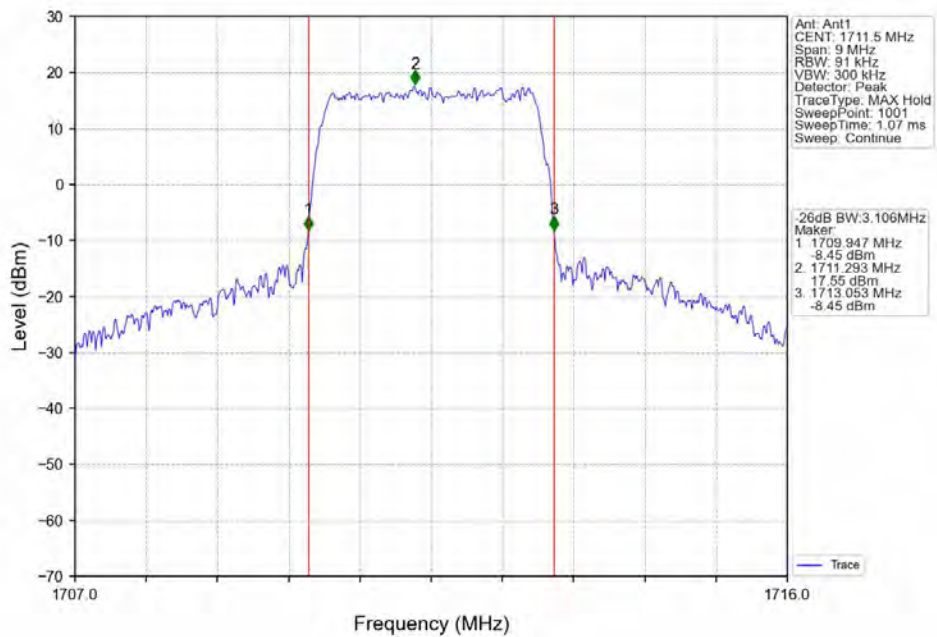


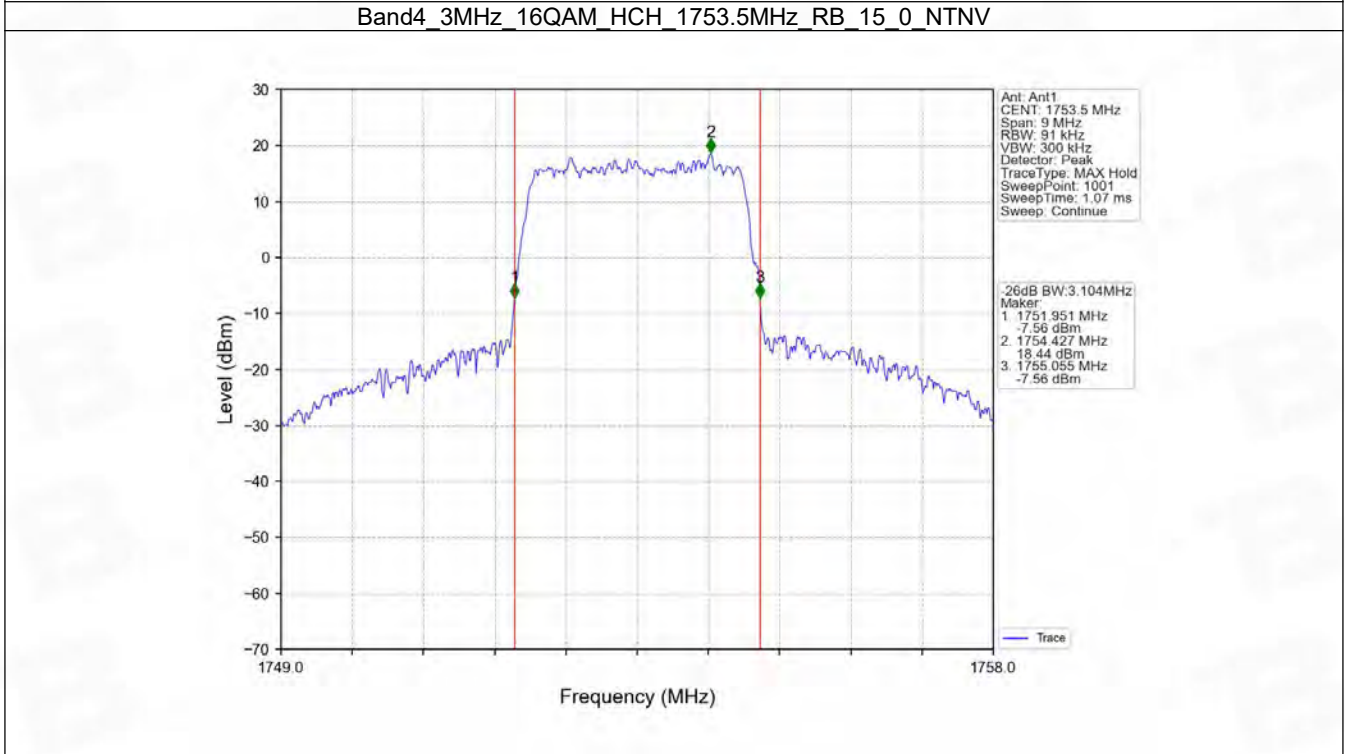
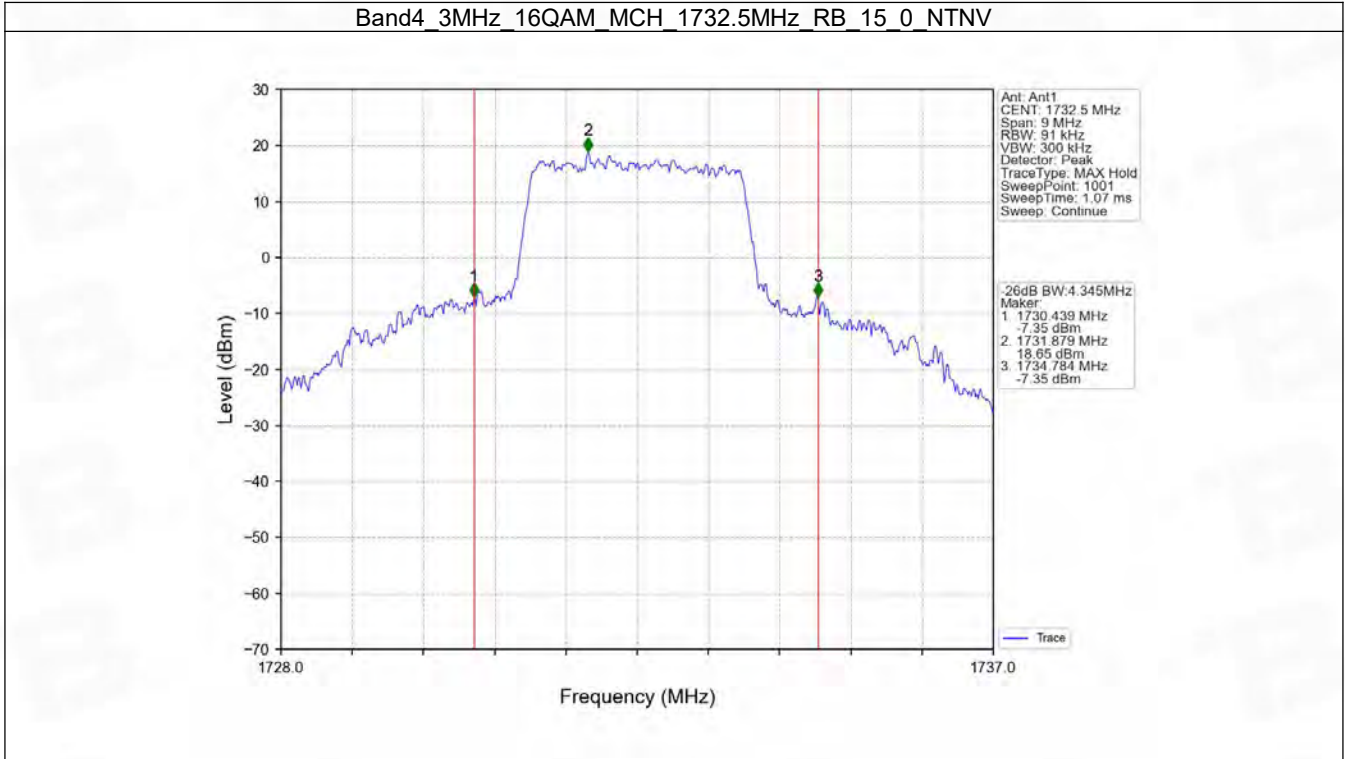


Band4\_3MHz\_QPSK\_HCH\_1753.5MHz\_RB\_15\_0\_NTNV

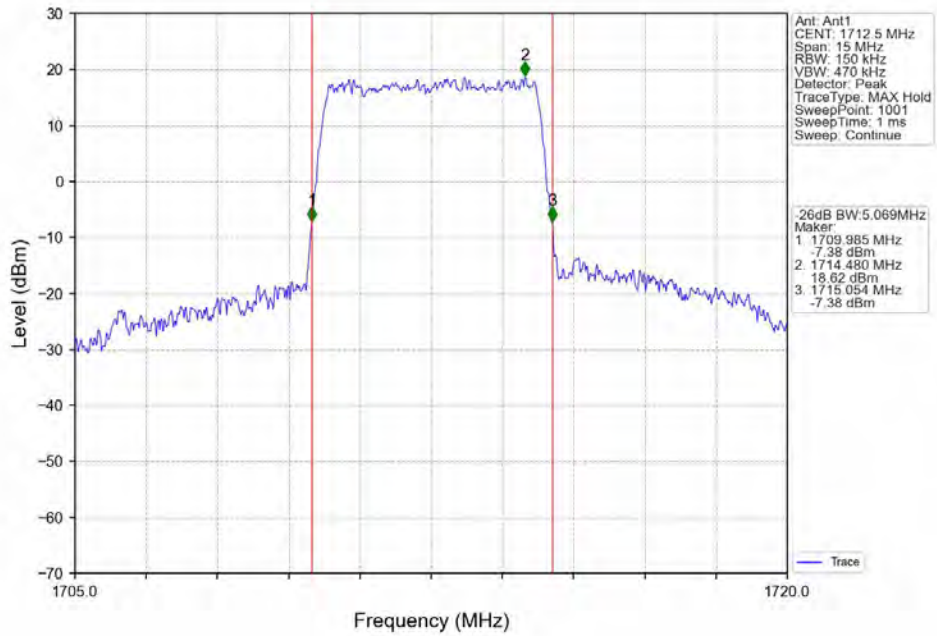


Band4\_3MHz\_16QAM\_LCH\_1711.5MHz\_RB\_15\_0\_NTNV

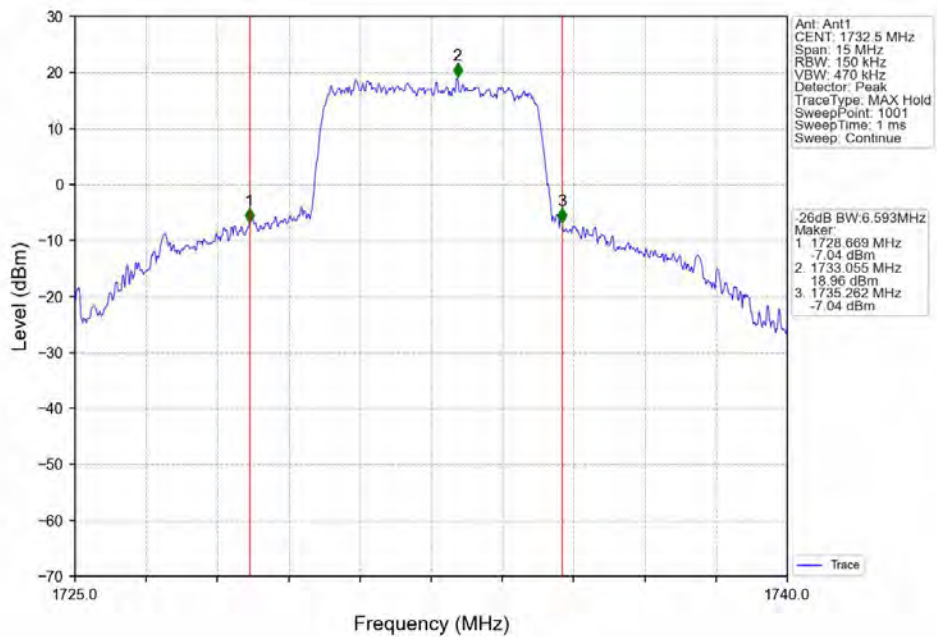




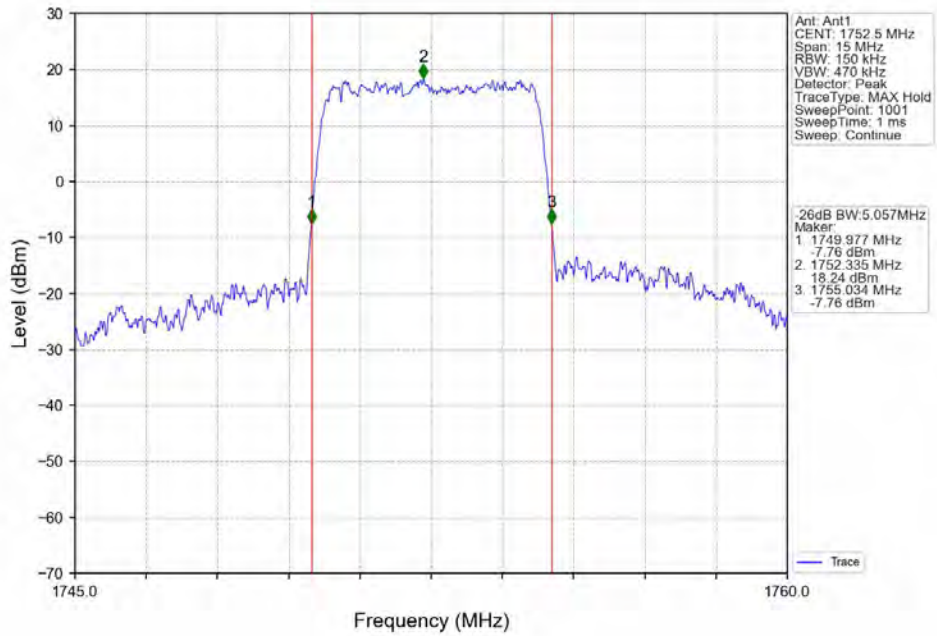
Band4\_5MHz\_QPSK\_LCH\_1712.5MHz\_RB\_25\_0\_NTNV



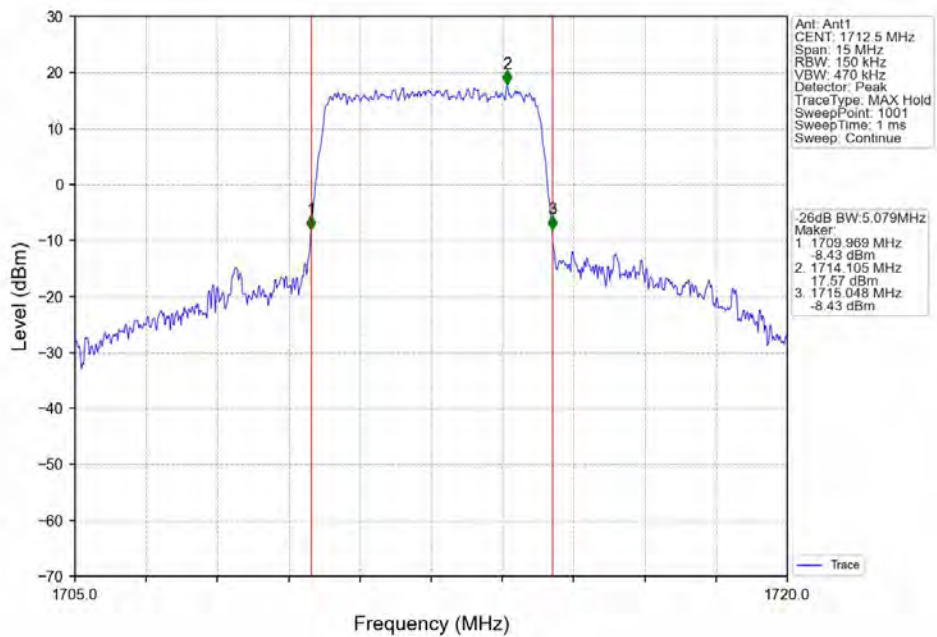
Band4\_5MHz\_QPSK\_MCH\_1732.5MHz\_RB\_25\_0\_NTNV



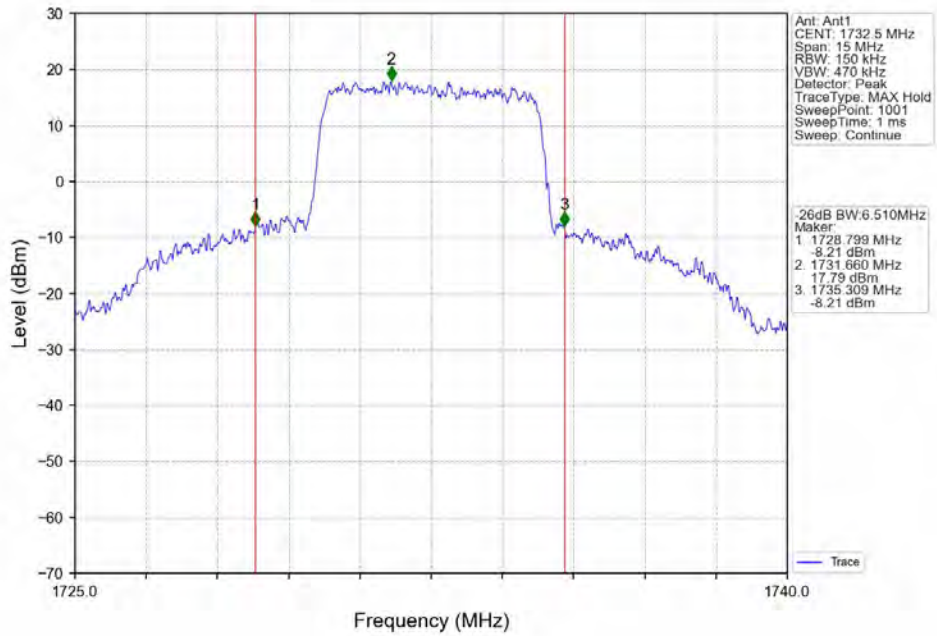
Band4\_5MHz\_QPSK\_HCH\_1752.5MHz\_RB\_25\_0\_NTNV



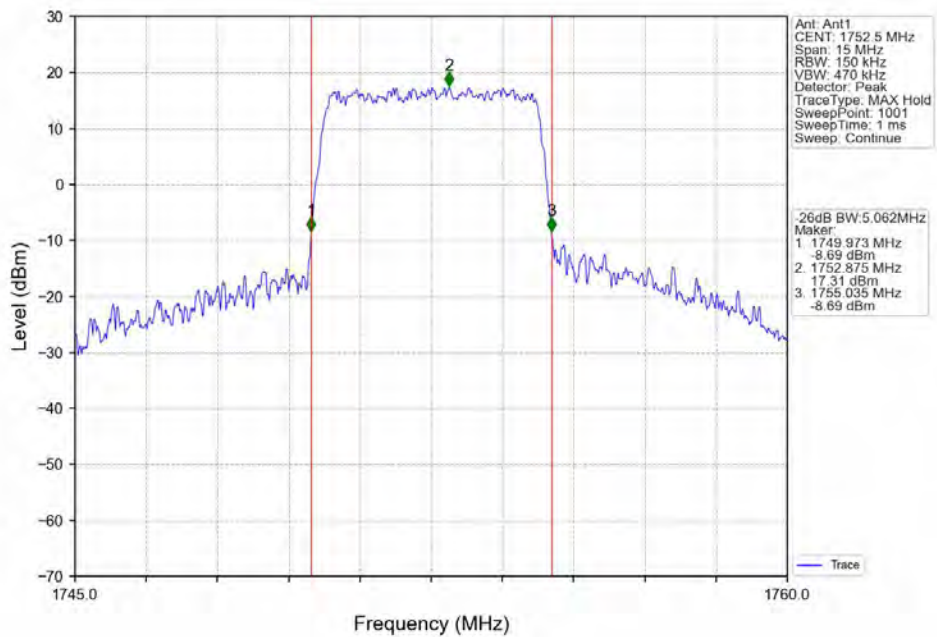
Band4\_5MHz\_16QAM\_LCH\_1712.5MHz\_RB\_25\_0\_NTNV



Band4\_5MHz\_16QAM\_MCH\_1732.5MHz\_RB\_25\_0\_NTNV

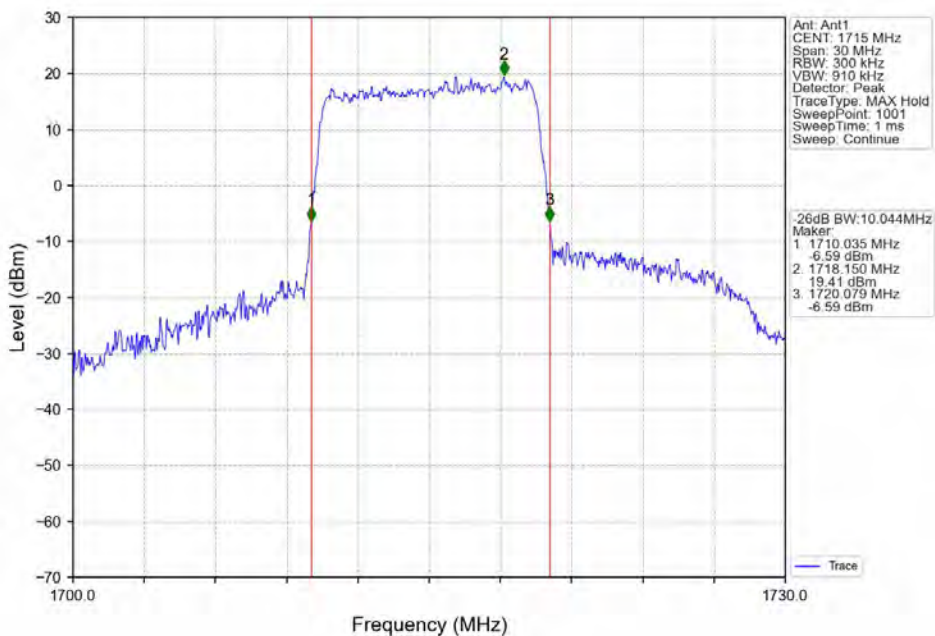


Band4\_5MHz\_16QAM\_HCH\_1752.5MHz\_RB\_25\_0\_NTNV

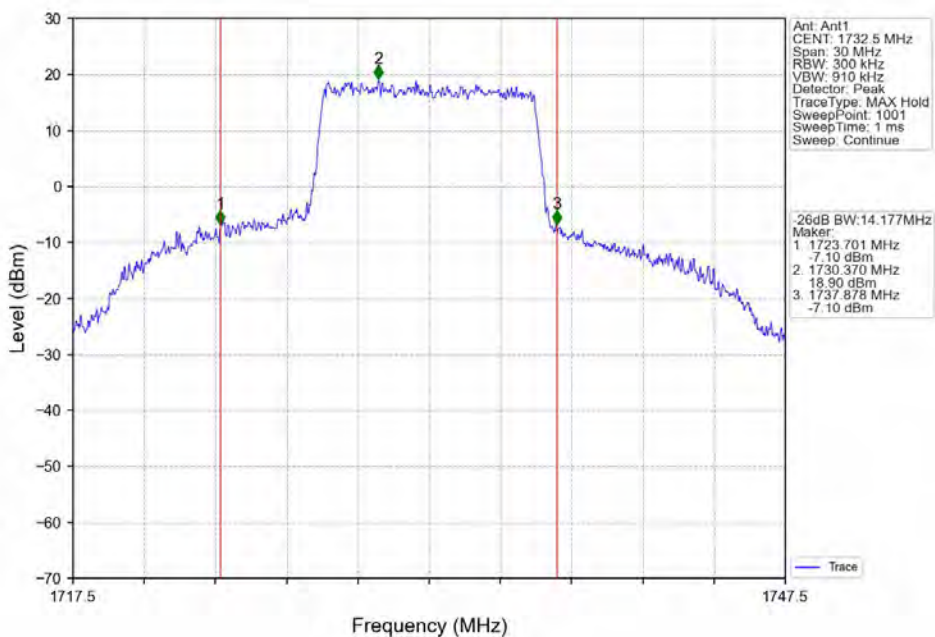




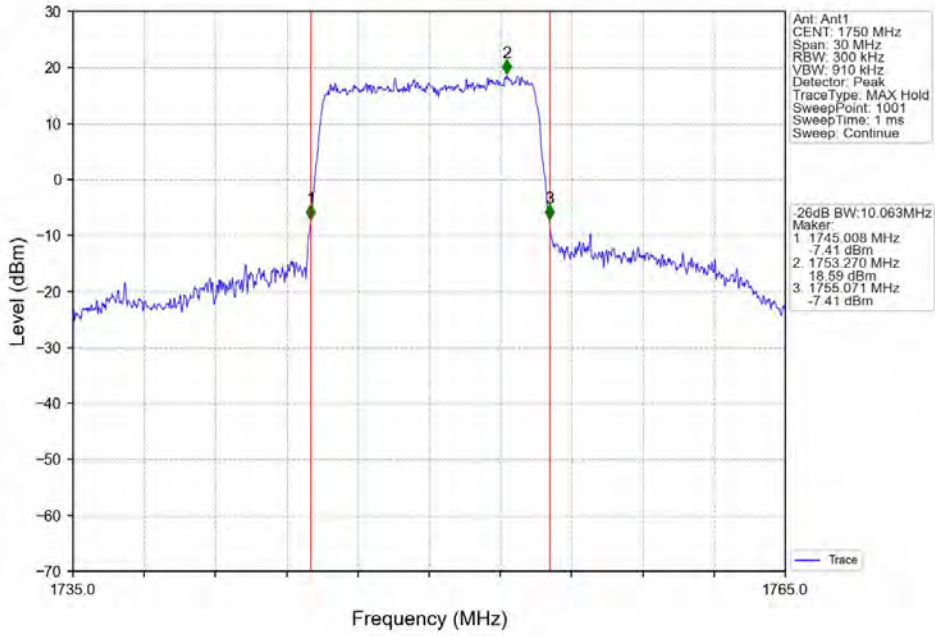
Band4\_10MHz\_QPSK\_LCH\_1715MHz\_RB\_50\_0\_NTNV



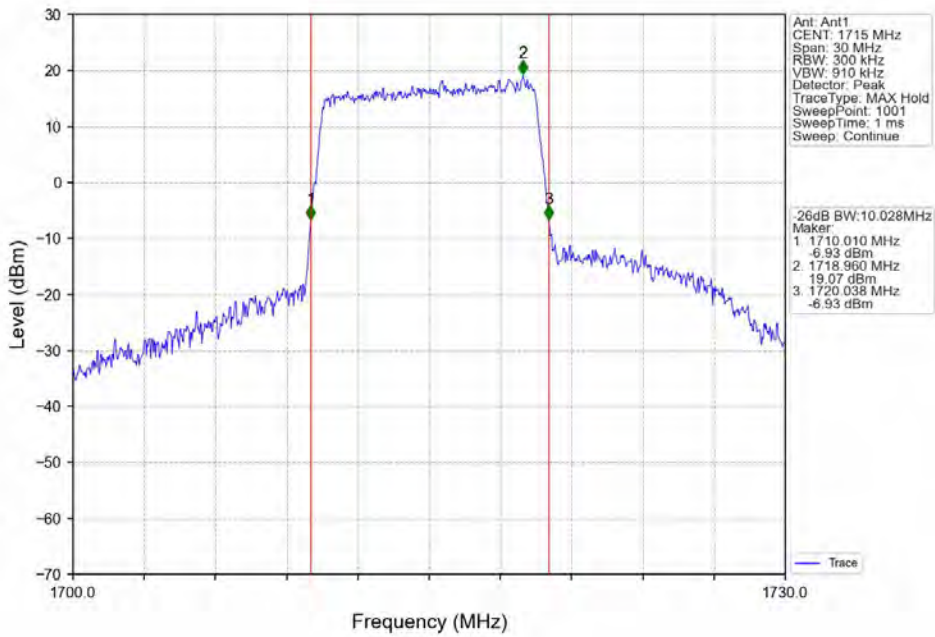
Band4\_10MHz\_QPSK\_MCH\_1732.5MHz\_RB\_50\_0\_NTNV



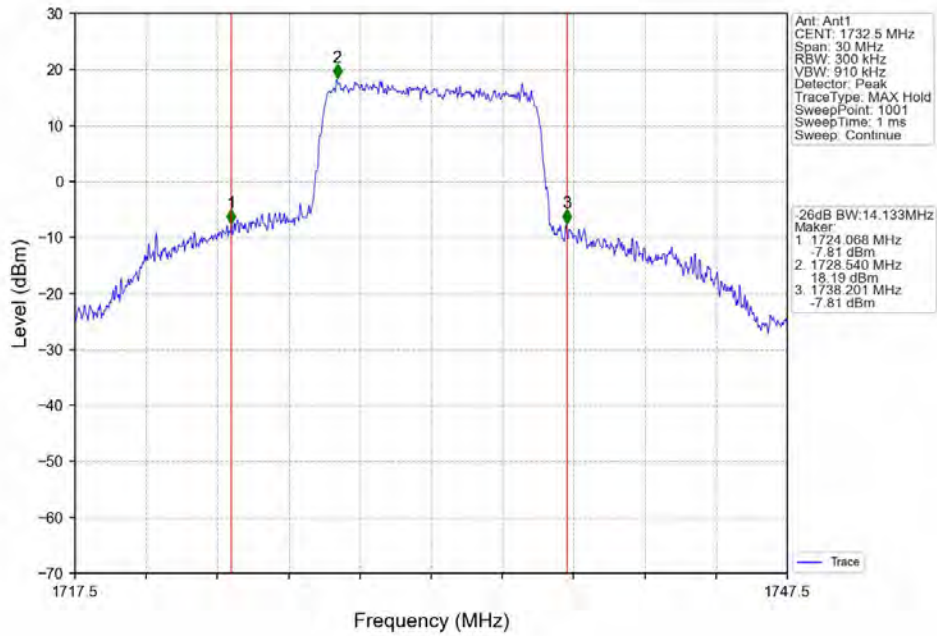
Band4\_10MHz\_QPSK\_HCH\_1750MHz\_RB\_50\_0\_NTNV



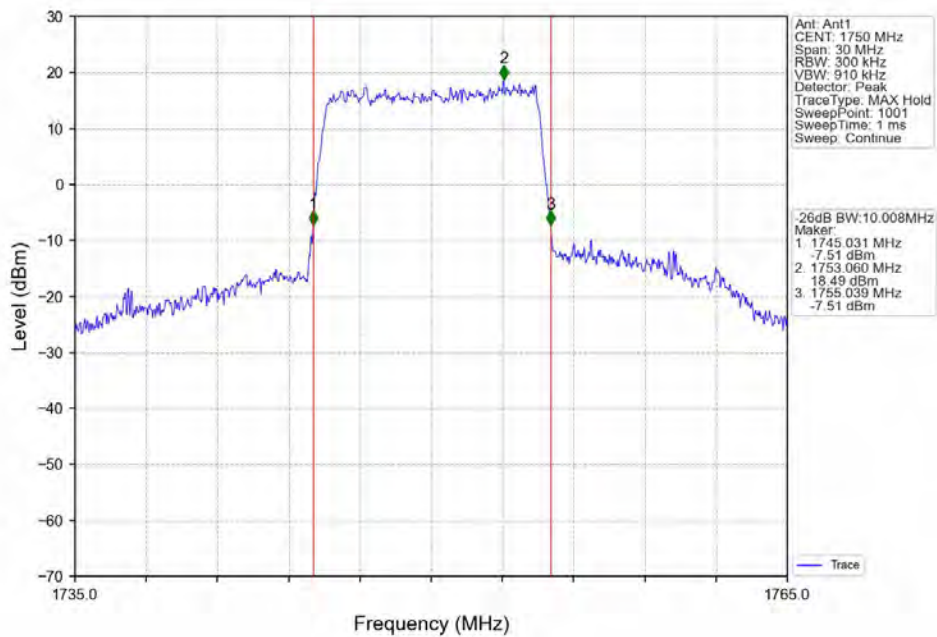
Band4\_10MHz\_16QAM\_LCH\_1715MHz\_RB\_50\_0\_NTNV



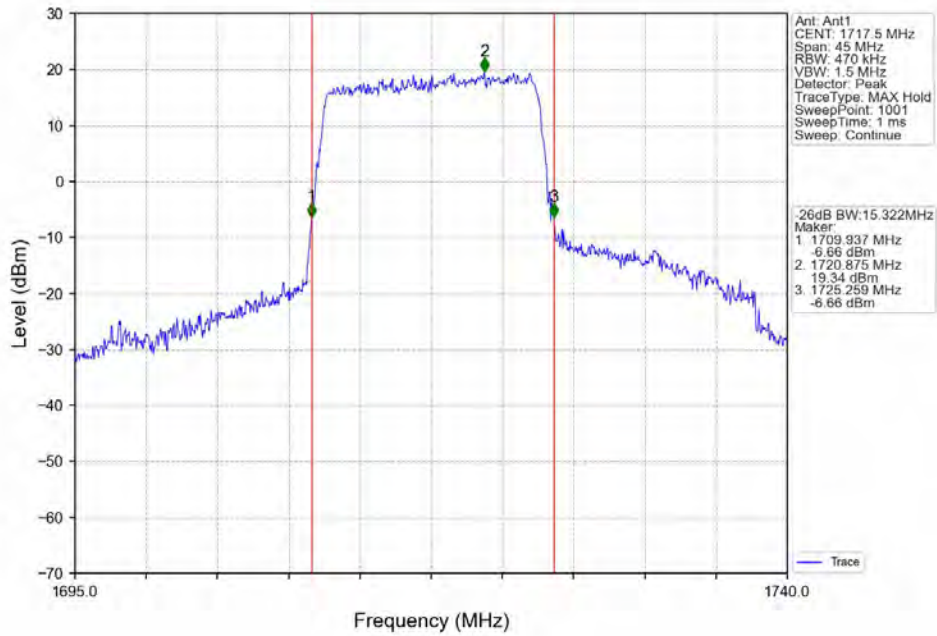
Band4\_10MHz\_16QAM\_MCH\_1732.5MHz\_RB\_50\_0\_NTNV



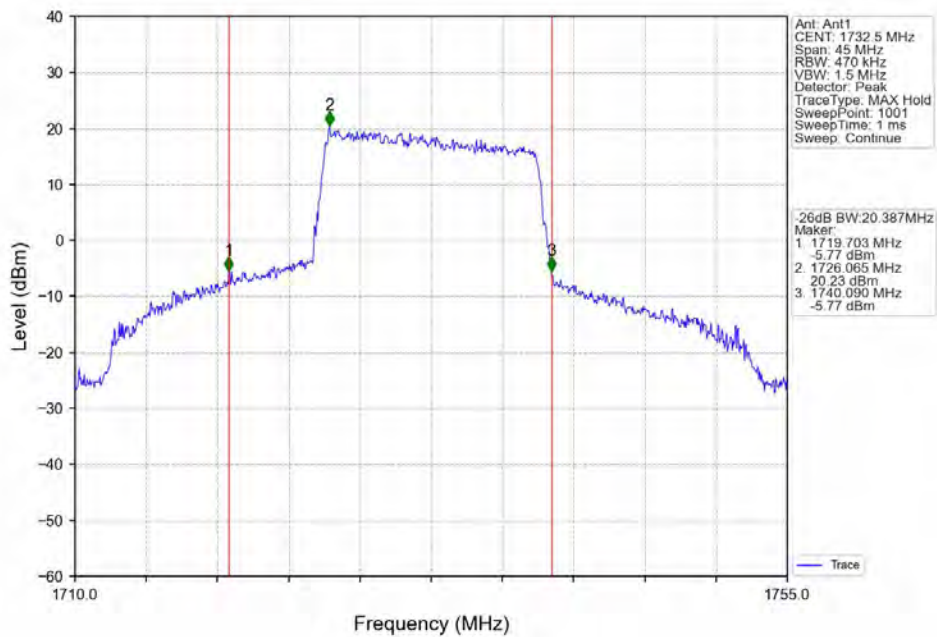
Band4\_10MHz\_16QAM\_HCH\_1750MHz\_RB\_50\_0\_NTNV



Band4\_15MHz\_QPSK\_LCH\_1717.5MHz\_RB\_75\_0\_NTNV

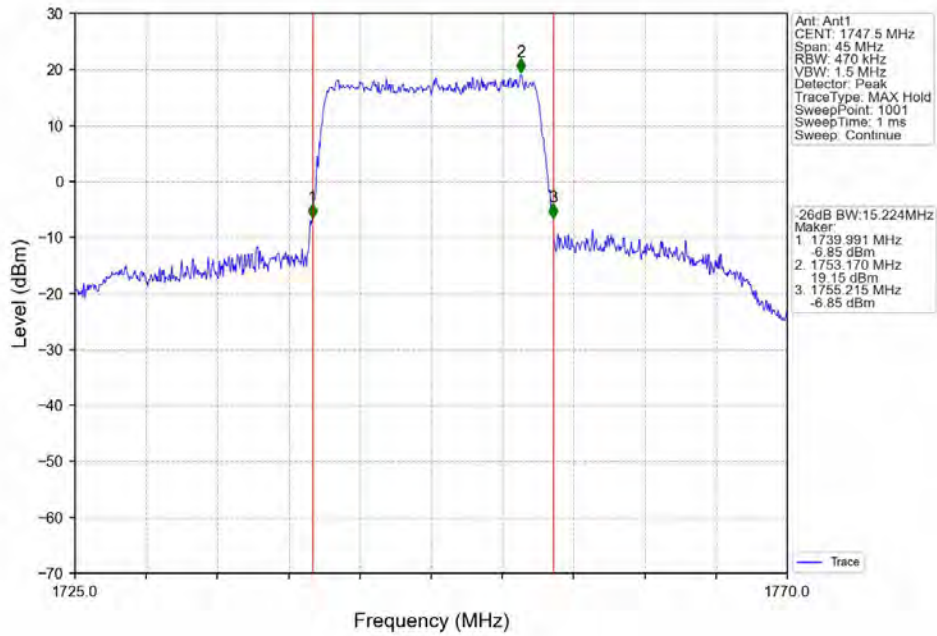


Band4\_15MHz\_QPSK\_MCH\_1732.5MHz\_RB\_75\_0\_NTNV

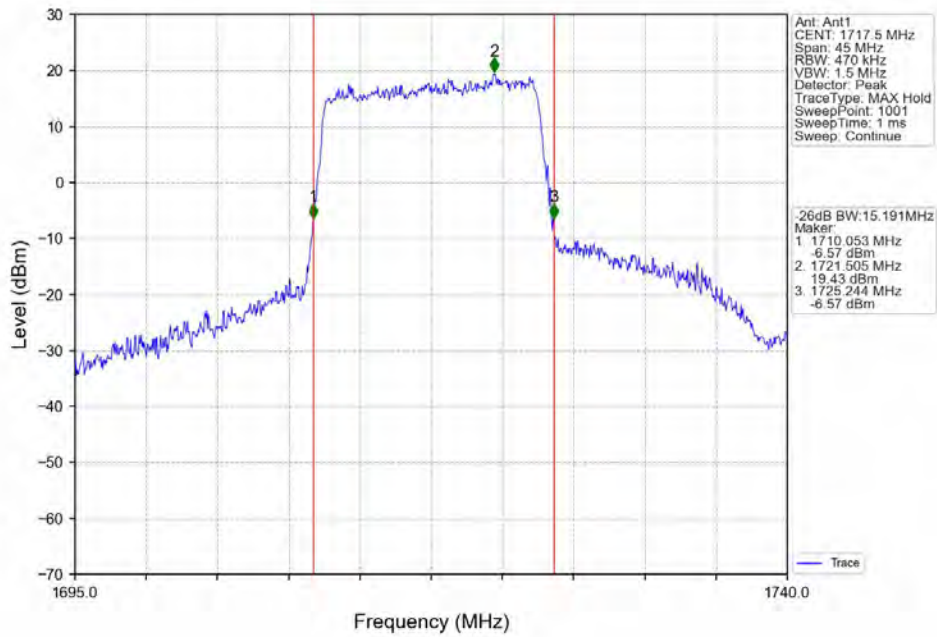




Band4\_15MHz\_QPSK\_HCH\_1747.5MHz\_RB\_75\_0\_NTNV

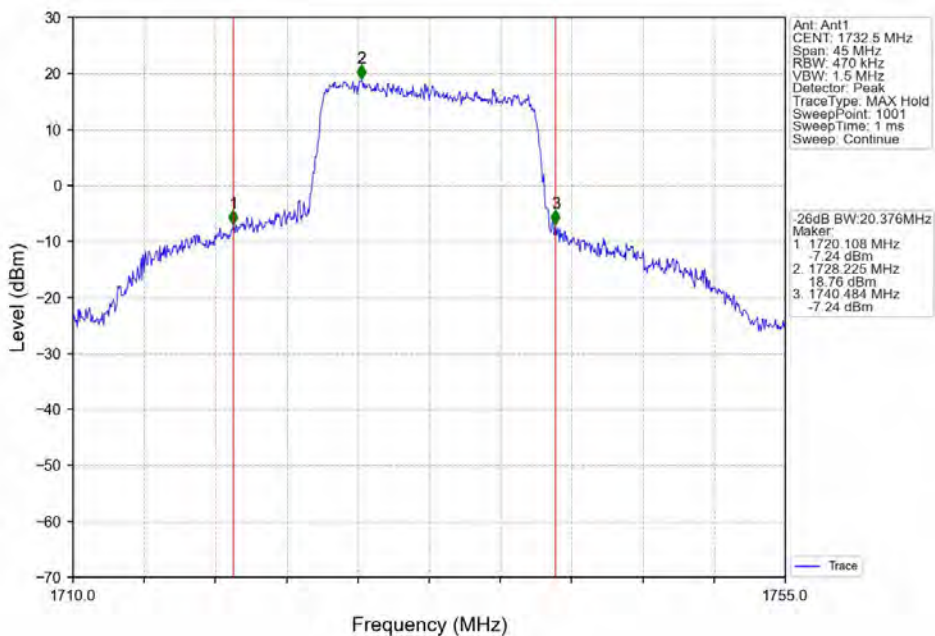


Band4\_15MHz\_16QAM\_LCH\_1717.5MHz\_RB\_75\_0\_NTNV

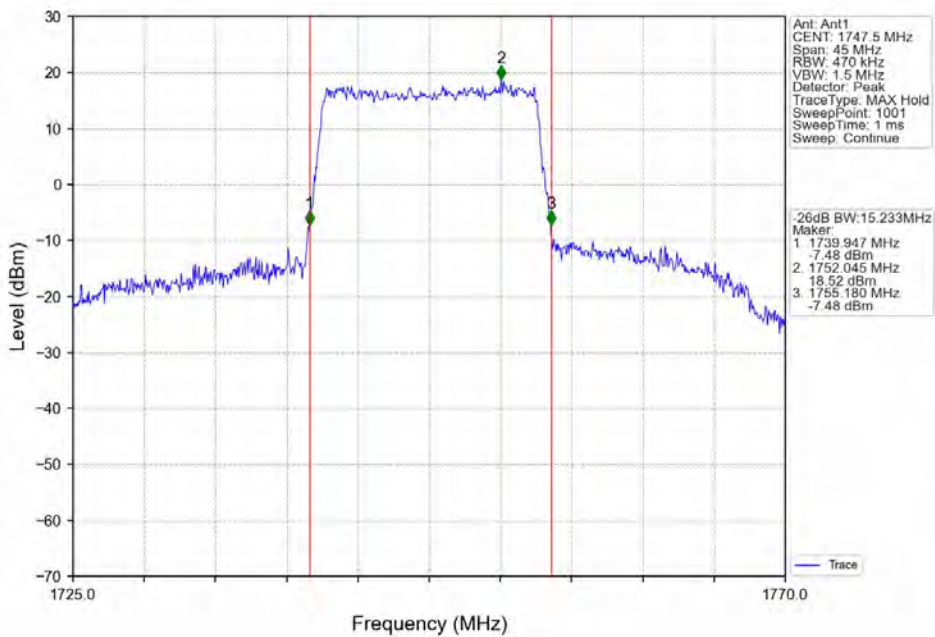




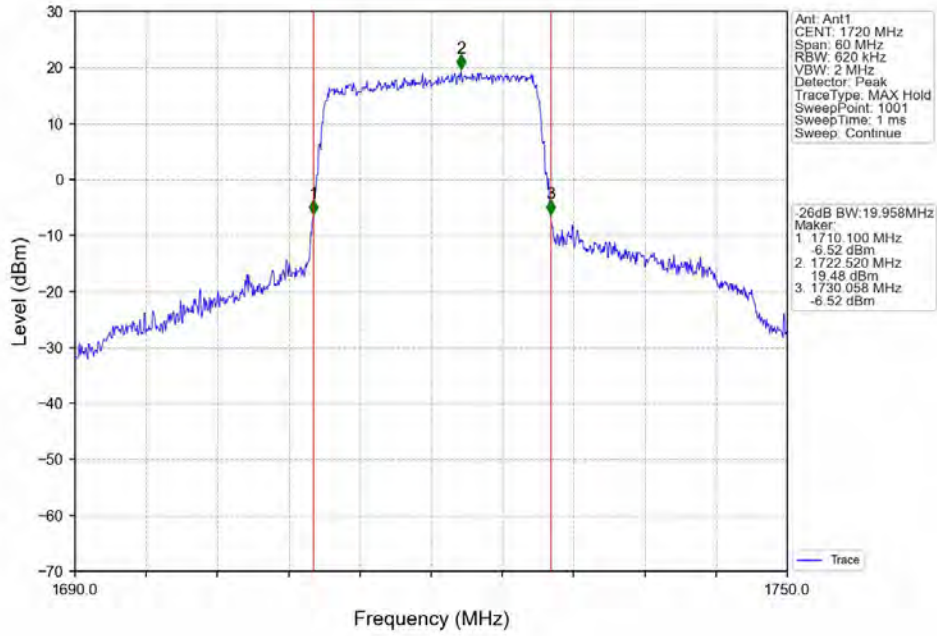
Band4\_15MHz\_16QAM\_MCH\_1732.5MHz\_RB\_75\_0\_NTNV



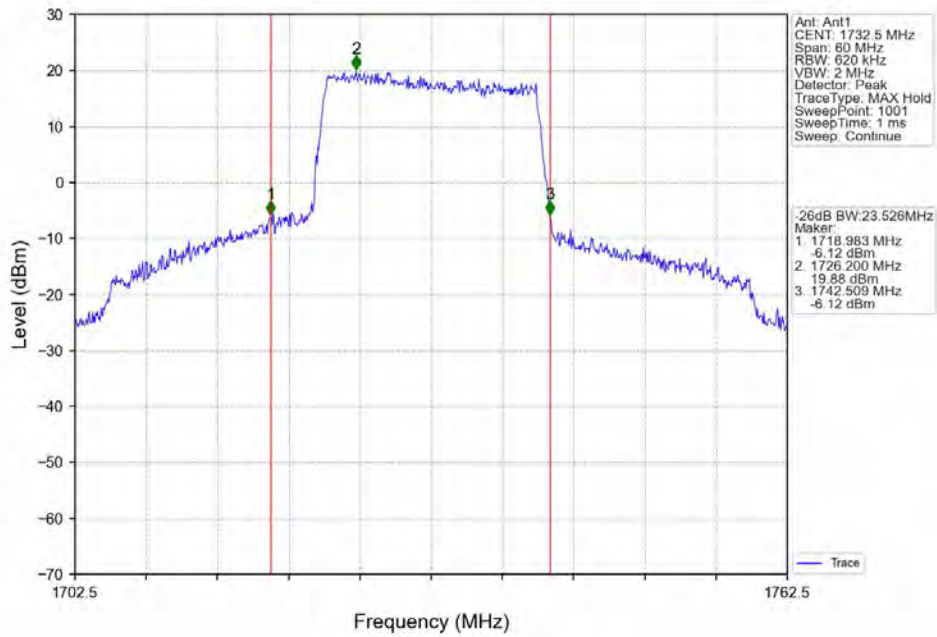
Band4\_15MHz\_16QAM\_HCH\_1747.5MHz\_RB\_75\_0\_NTNV



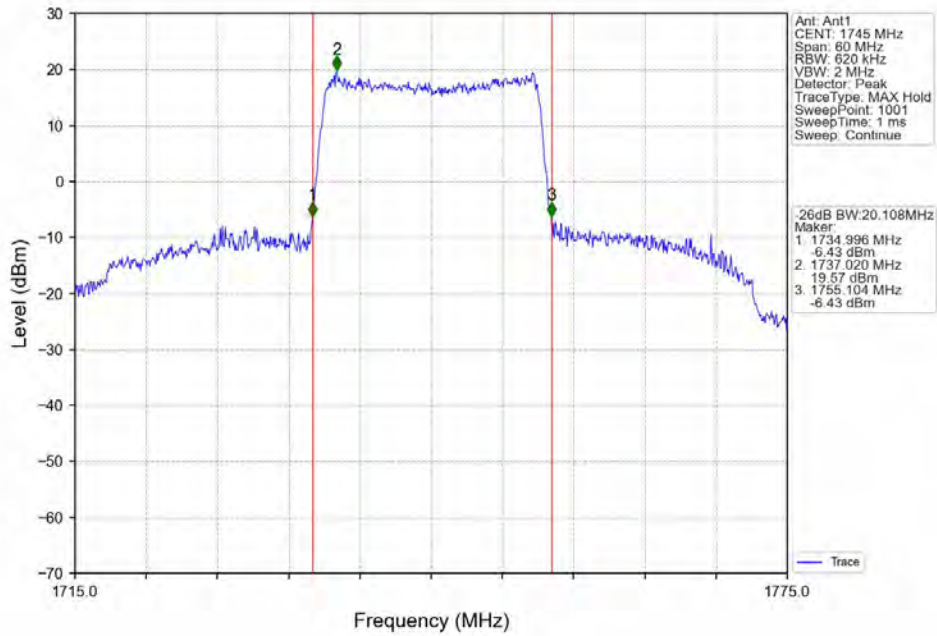
Band4\_20MHz\_QPSK\_LCH\_1720MHz\_RB\_100\_0\_NTNV



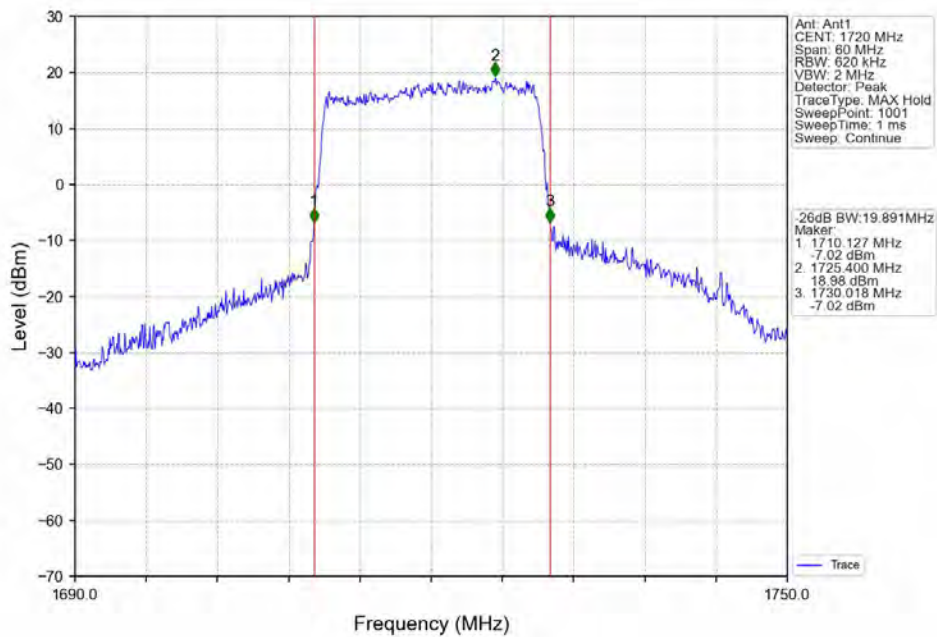
Band4\_20MHz\_QPSK\_MCH\_1732.5MHz\_RB\_100\_0\_NTNV



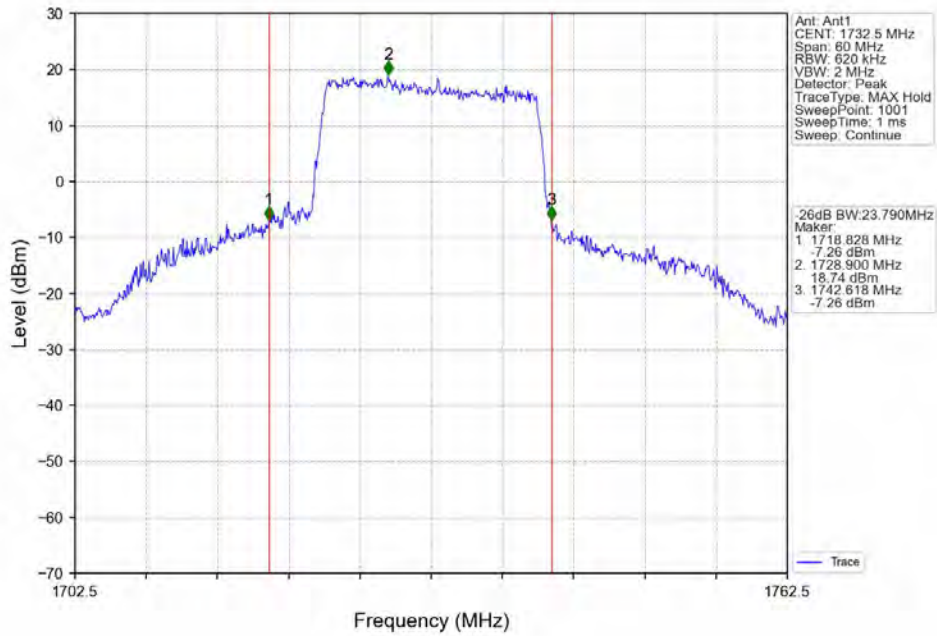
Band4\_20MHz\_QPSK\_HCH\_1745MHz\_RB\_100\_0\_NTNV



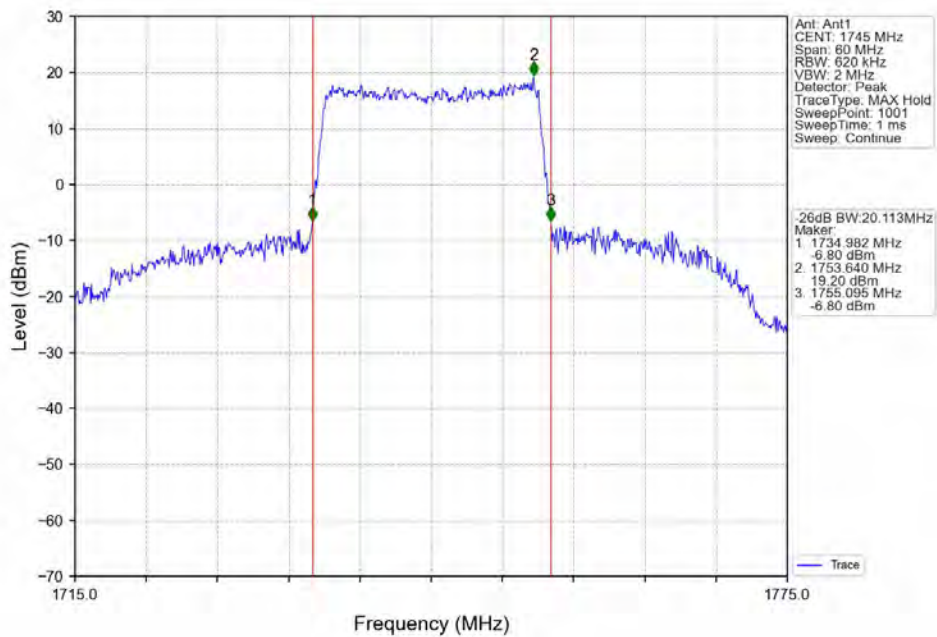
Band4\_20MHz\_16QAM\_LCH\_1720MHz\_RB\_100\_0\_NTNV



Band4\_20MHz\_16QAM\_MCH\_1732.5MHz\_RB\_100\_0\_NTNV



Band4\_20MHz\_16QAM\_HCH\_1745MHz\_RB\_100\_0\_NTNV



## 5. Peak-Average Ratio

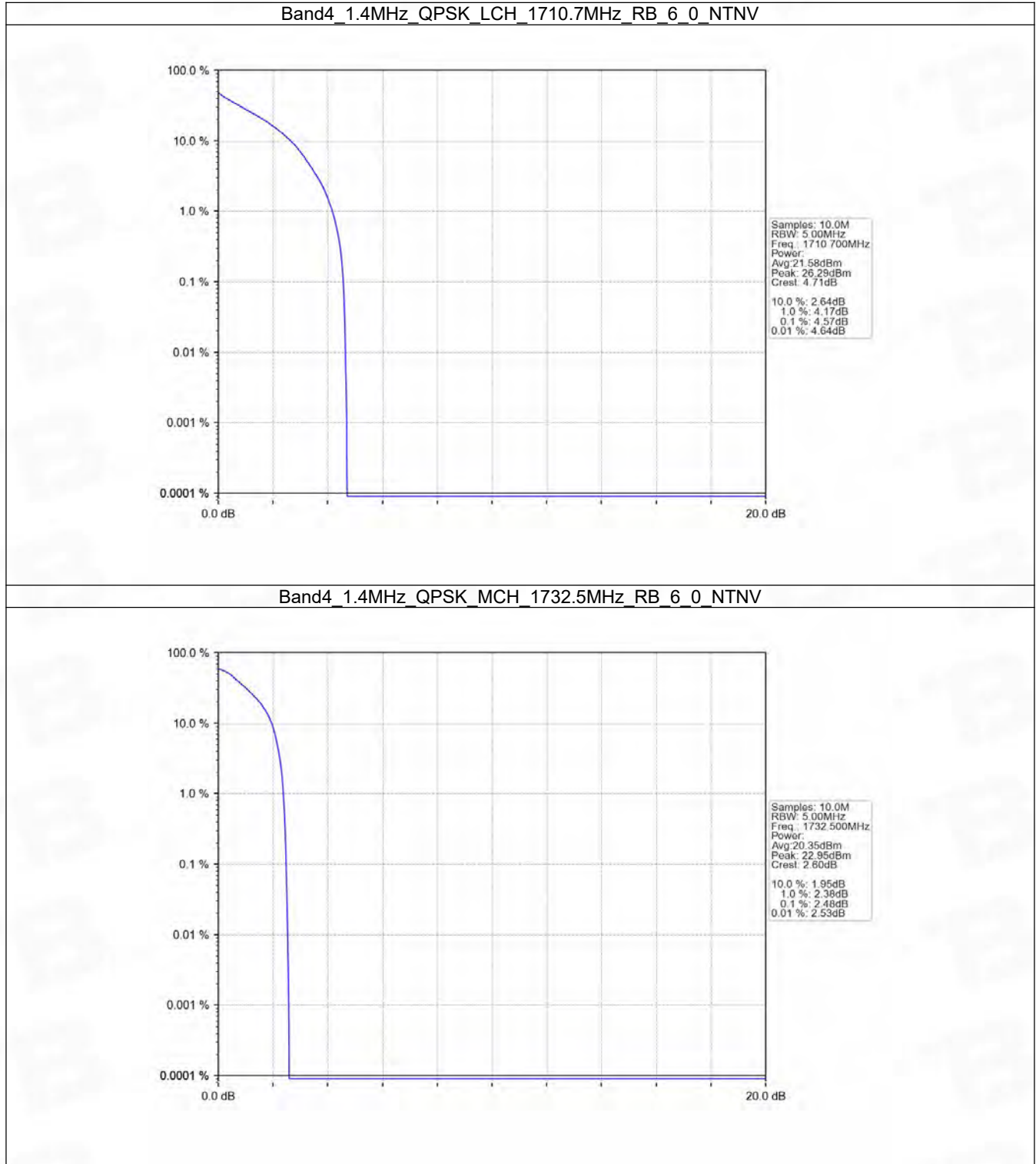
### 5.1 B4\_1.4MHz

#### 5.1.1 Test Result

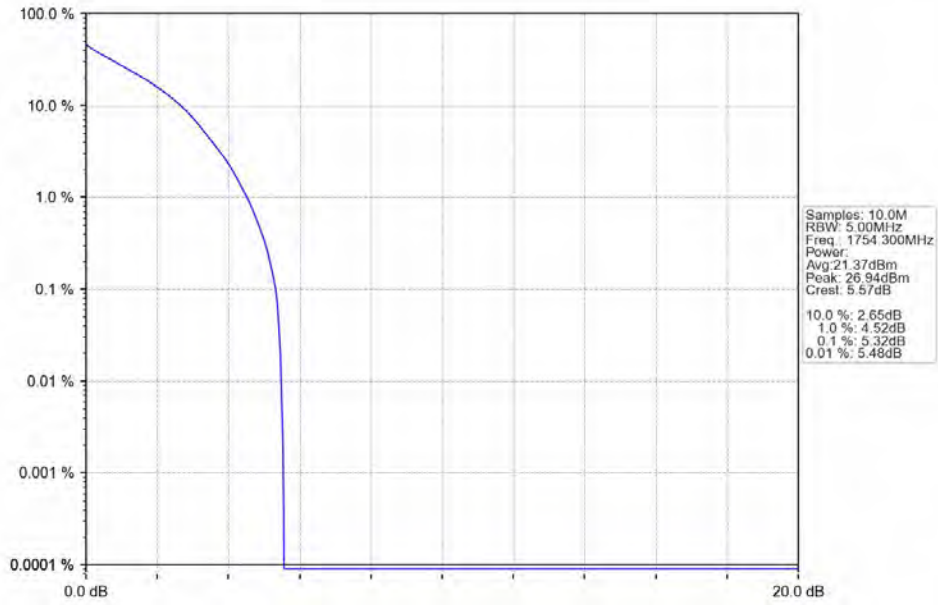
Band: 4 / Bandwidth: 1.4MHz / NTNV						
Modulation	Frequency (MHz)	RB Allocation		Peak-Average Ratio (dB)		Verdict
		Size	Offset	Result	Limit	
QPSK	1710.7	6	0	4.57	<=13	Pass
	1732.5	6	0	2.48	<=13	Pass
	1754.3	6	0	5.32	<=13	Pass
16QAM	1710.7	6	0	5.26	<=13	Pass
	1732.5	6	0	3.30	<=13	Pass
	1754.3	6	0	5.96	<=13	Pass



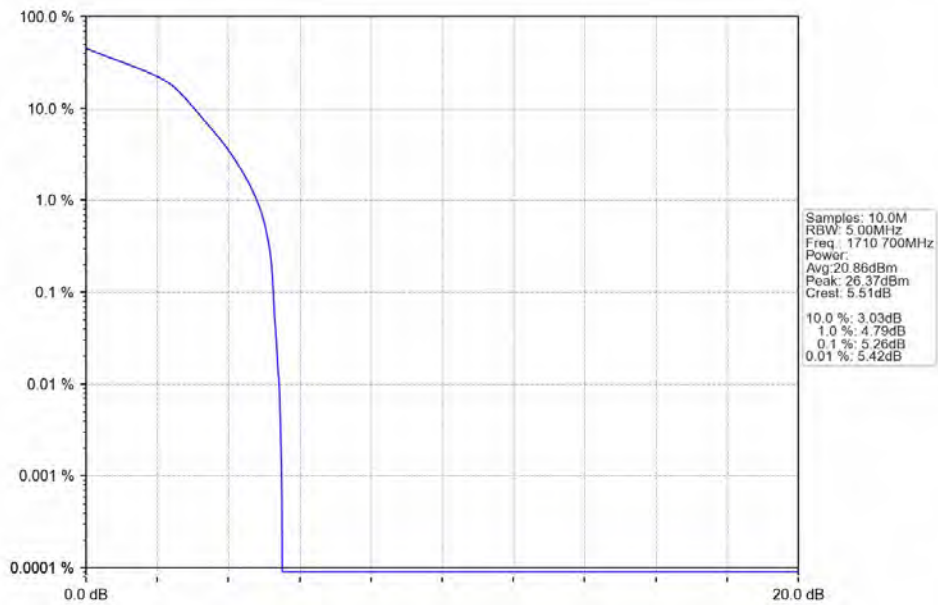
### 5.1.2 Test Graph



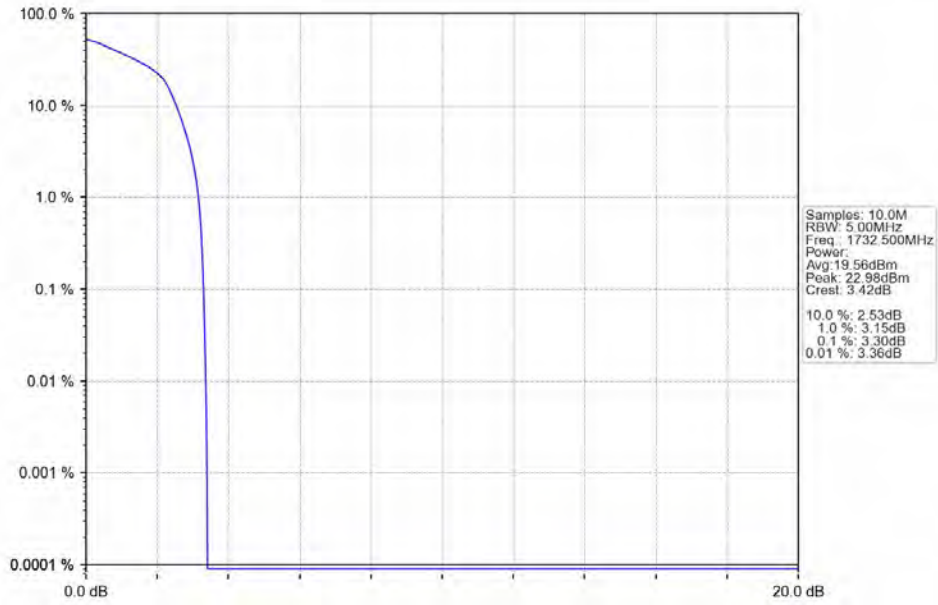
Band4\_1.4MHz\_QPSK\_HCH\_1754.3MHz\_RB\_6\_0\_NTNV



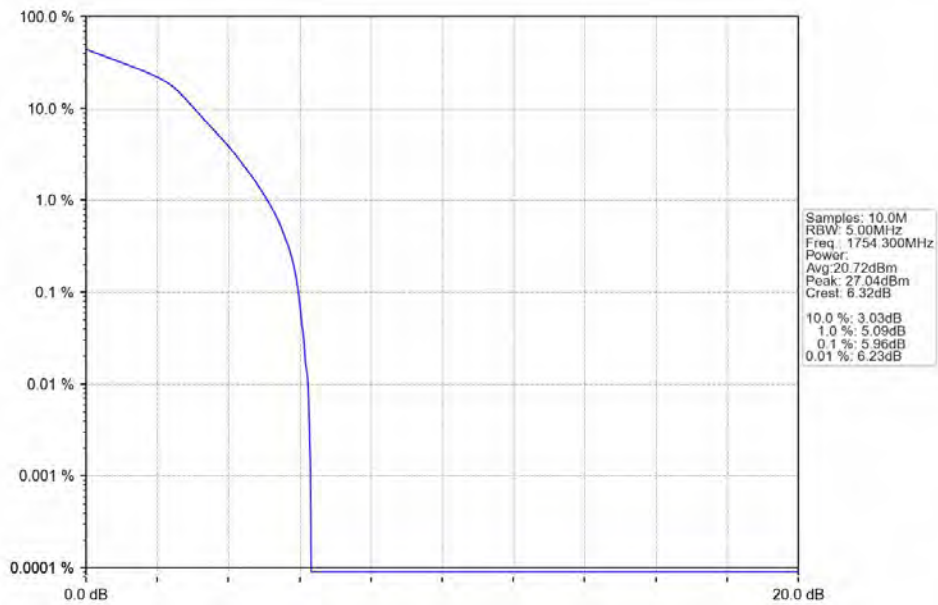
Band4\_1.4MHz\_16QAM\_LCH\_1710.7MHz\_RB\_6\_0\_NTNV



Band4\_1.4MHz\_16QAM\_MCH\_1732.5MHz\_RB\_6\_0\_NTNV



Band4\_1.4MHz\_16QAM\_HCH\_1754.3MHz\_RB\_6\_0\_NTNV

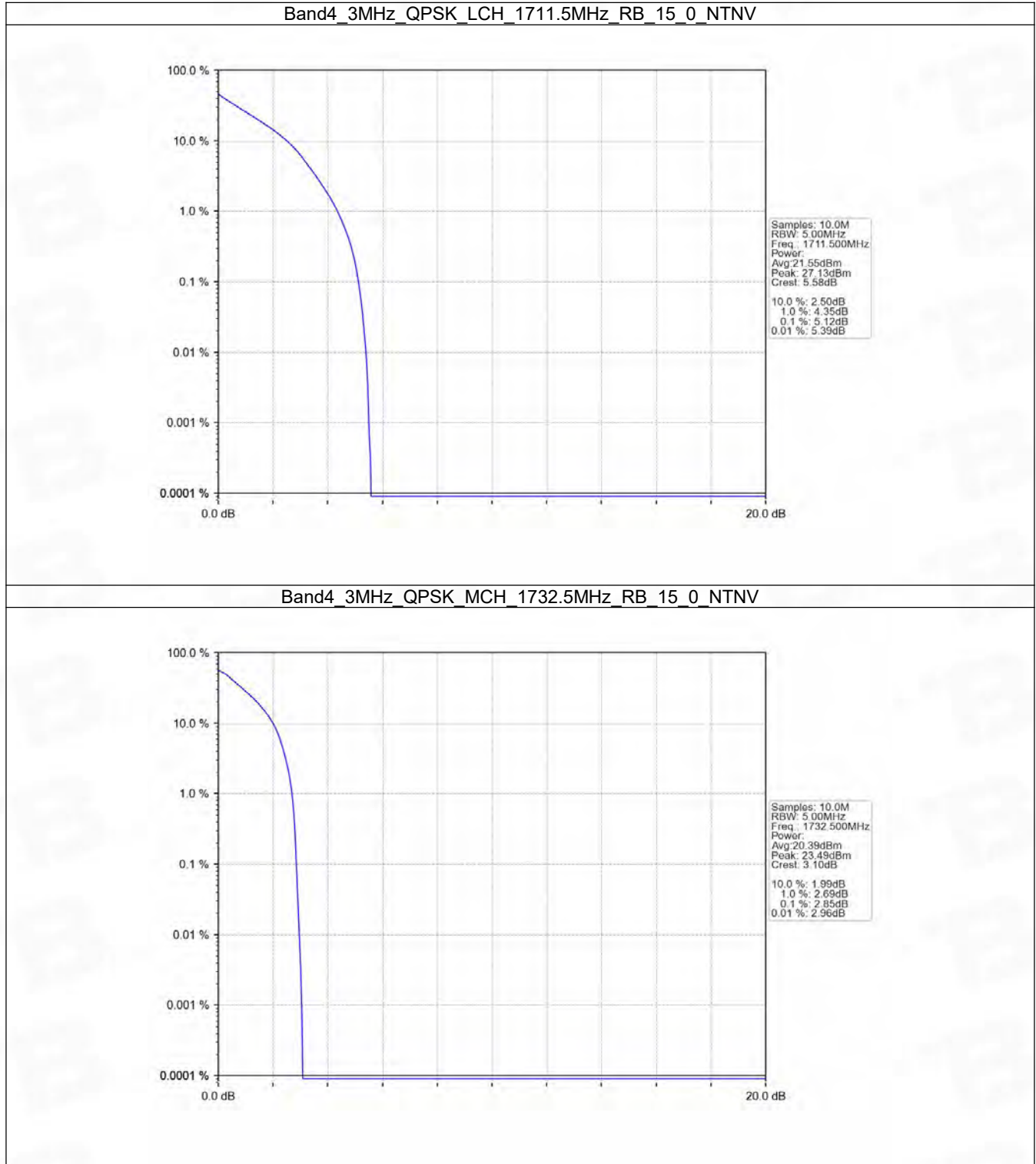


## 5.2 B4\_3MHz

### 5.2.1 Test Result

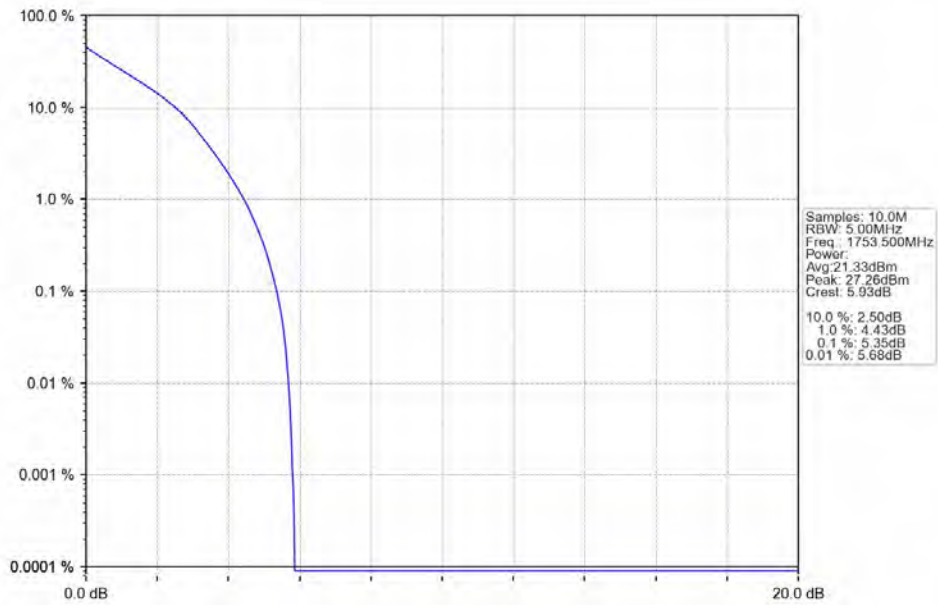
Band: 4 / Bandwidth: 3MHz / NTN						
Modulation	Frequency (MHz)	RB Allocation		Peak-Average Ratio (dB)		Verdict
		Size	Offset	Result	Limit	
QPSK	1711.5	15	0	5.12	<=13	Pass
	1732.5	15	0	2.85	<=13	Pass
	1753.5	15	0	5.35	<=13	Pass
16QAM	1711.5	15	0	5.89	<=13	Pass
	1732.5	15	0	3.75	<=13	Pass
	1753.5	15	0	6.12	<=13	Pass

5.2.2 Test Graph

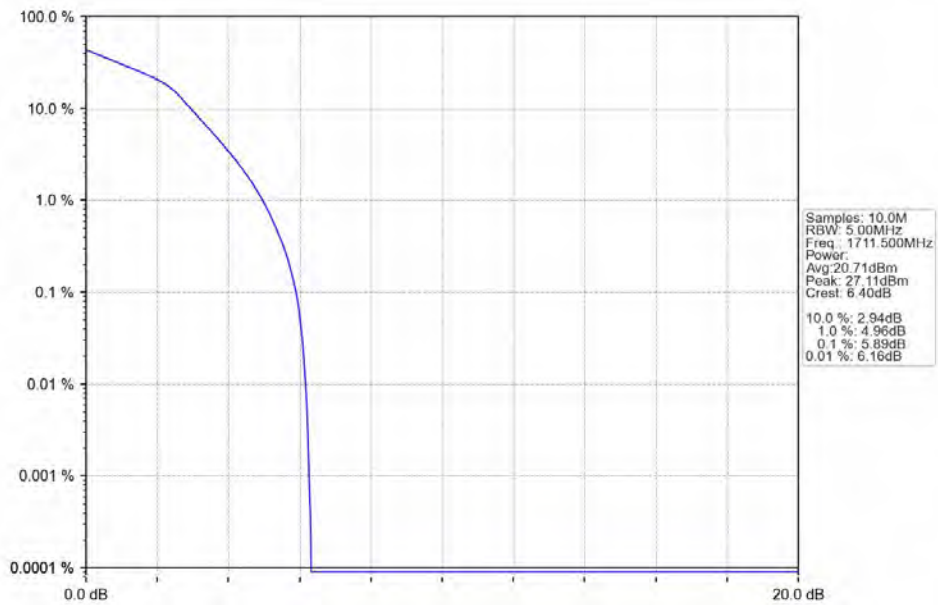




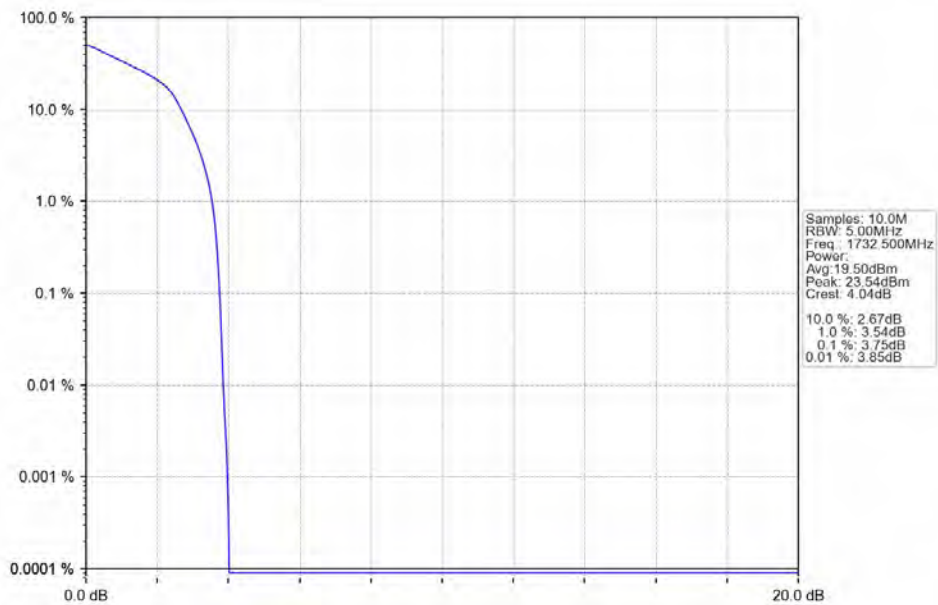
Band4\_3MHz\_QPSK\_HCH\_1753.5MHz\_RB\_15\_0\_NTNV



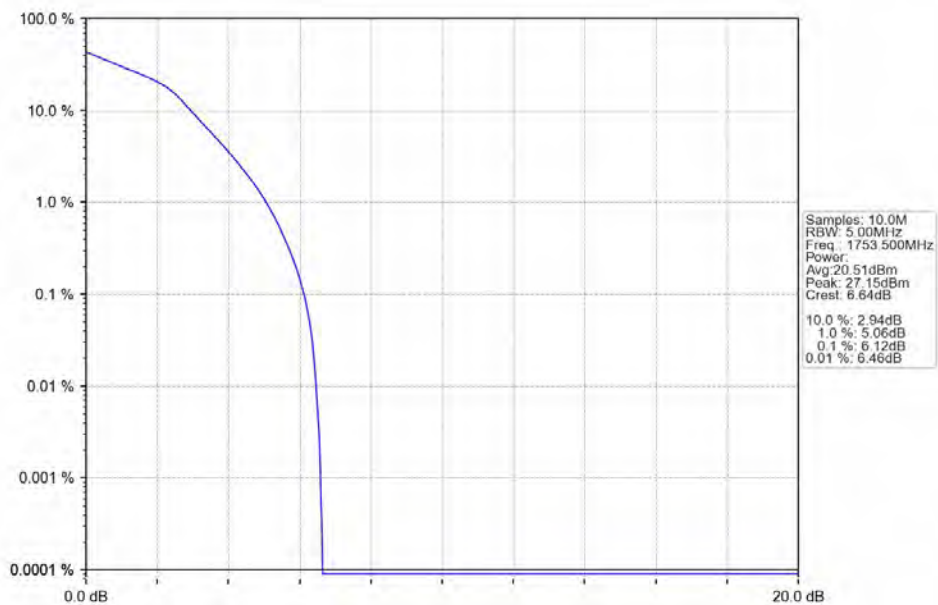
Band4\_3MHz\_16QAM\_LCH\_1711.5MHz\_RB\_15\_0\_NTNV



Band4\_3MHz\_16QAM\_MCH\_1732.5MHz\_RB\_15\_0\_NTNV



Band4\_3MHz\_16QAM\_HCH\_1753.5MHz\_RB\_15\_0\_NTNV

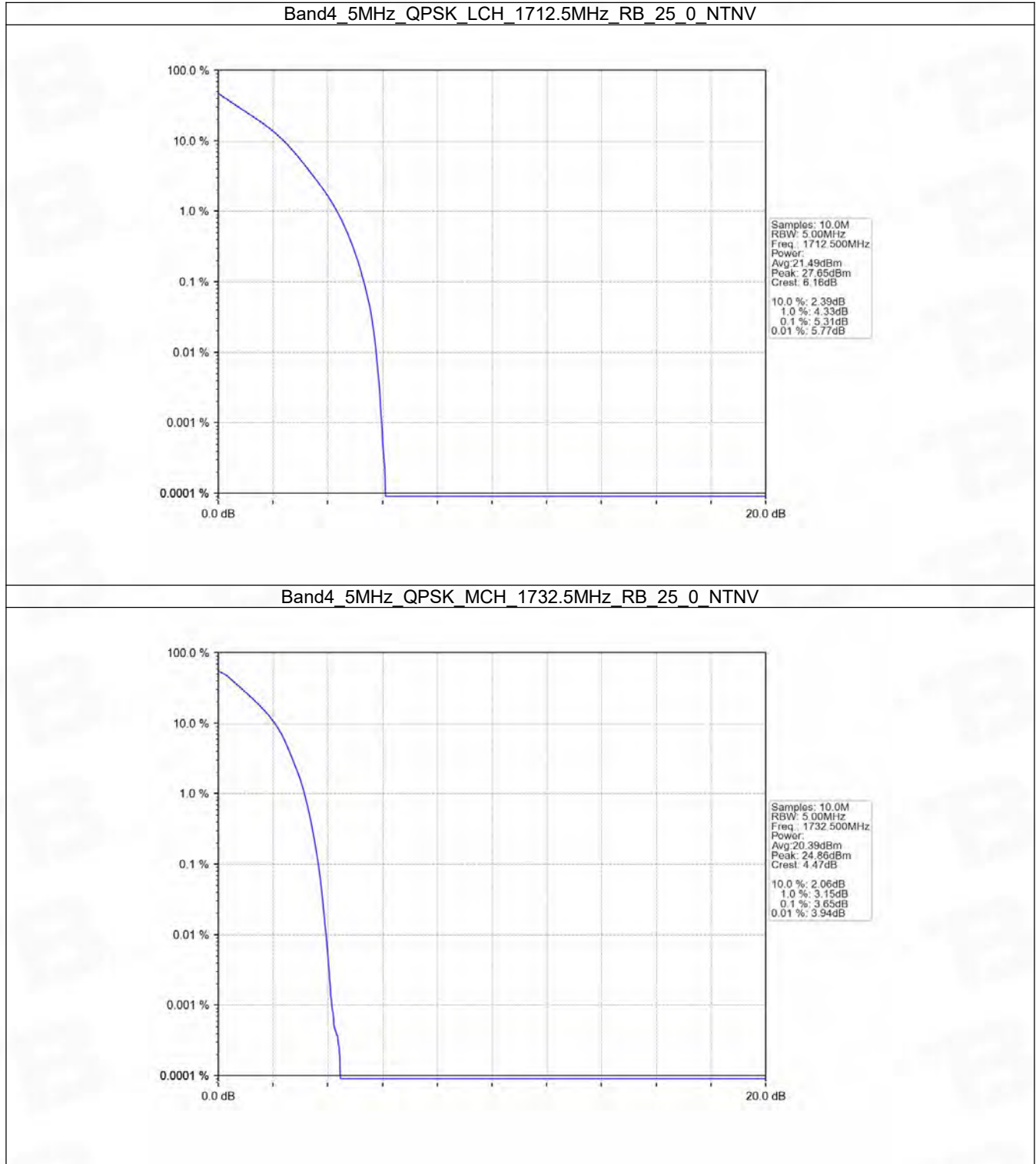


### 5.3 B4\_5MHz

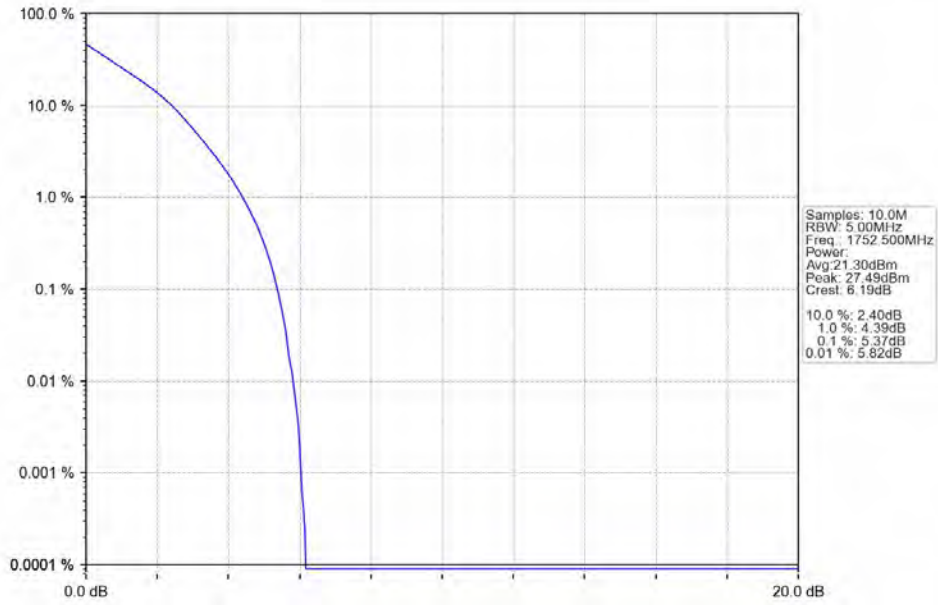
#### 5.3.1 Test Result

Band: 4 / Bandwidth: 5MHz / NTNV						
Modulation	Frequency (MHz)	RB Allocation		Peak-Average Ratio (dB)		Verdict
		Size	Offset	Result	Limit	
QPSK	1712.5	25	0	5.31	<=13	Pass
	1732.5	25	0	3.65	<=13	Pass
	1752.5	25	0	5.37	<=13	Pass
16QAM	1712.5	25	0	6.06	<=13	Pass
	1732.5	25	0	4.46	<=13	Pass
	1752.5	25	0	6.10	<=13	Pass

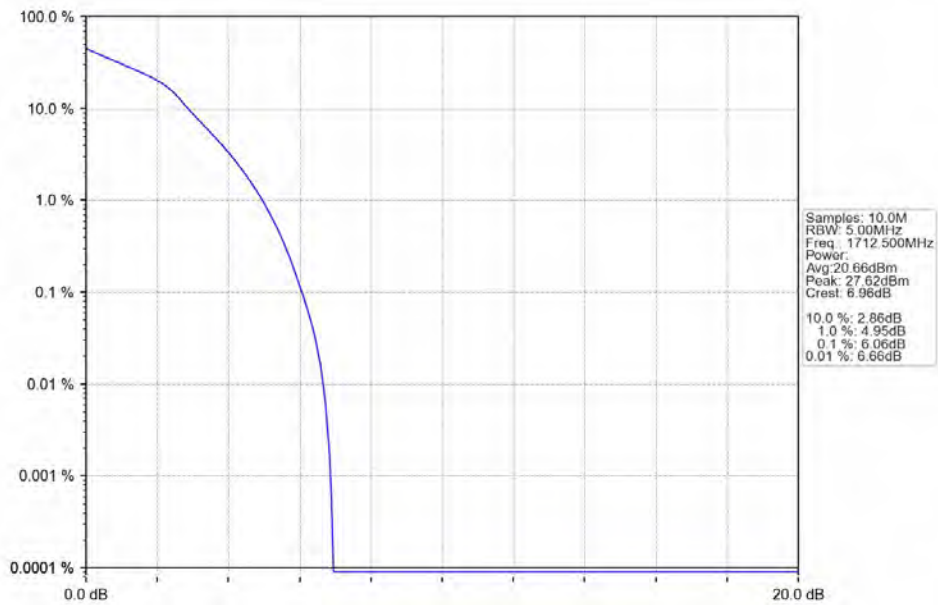
5.3.2 Test Graph



Band4\_5MHz\_QPSK\_HCH\_1752.5MHz\_RB\_25\_0\_NTNV

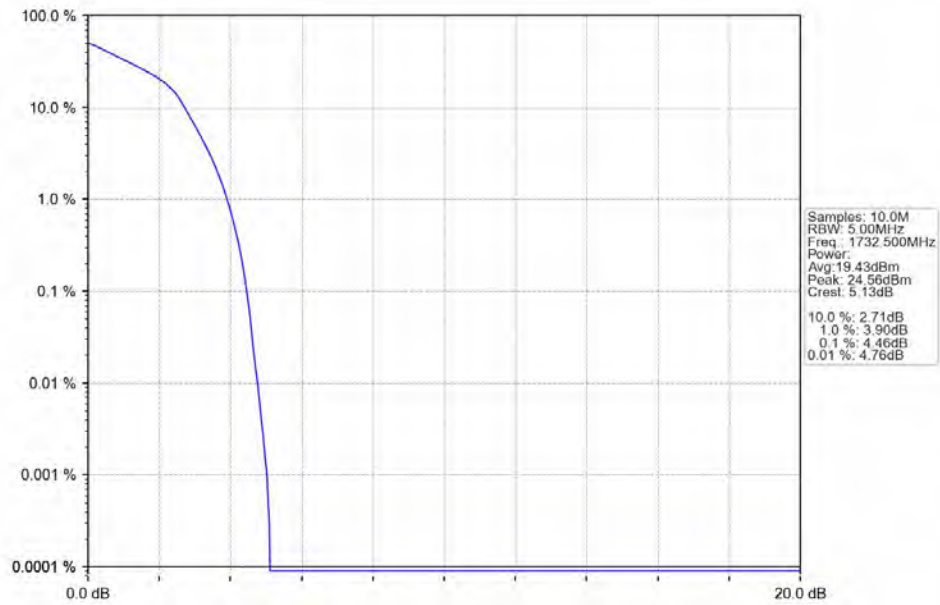


Band4\_5MHz\_16QAM\_LCH\_1712.5MHz\_RB\_25\_0\_NTNV

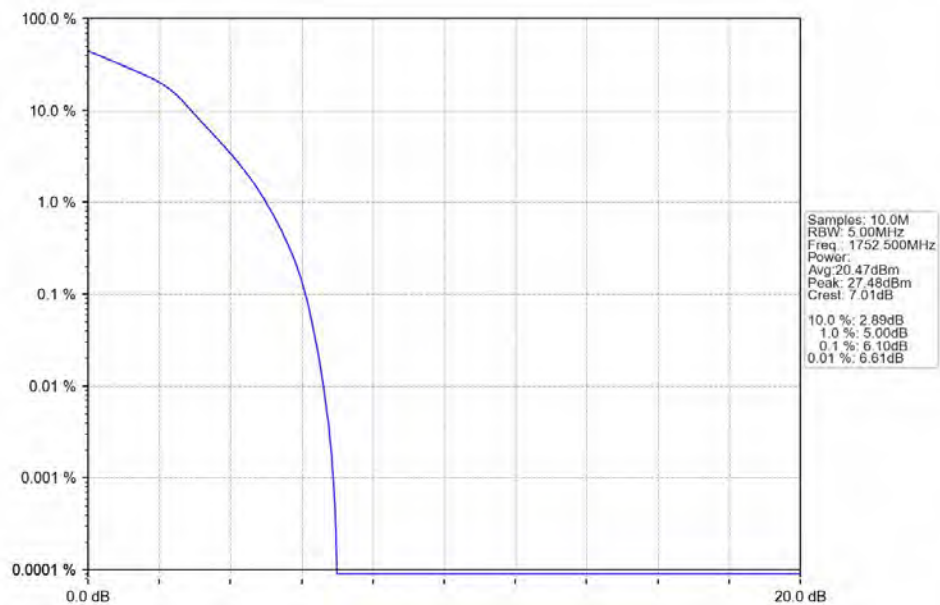




Band4\_5MHz\_16QAM\_MCH\_1732.5MHz\_RB\_25\_0\_NTNV



Band4\_5MHz\_16QAM\_HCH\_1752.5MHz\_RB\_25\_0\_NTNV

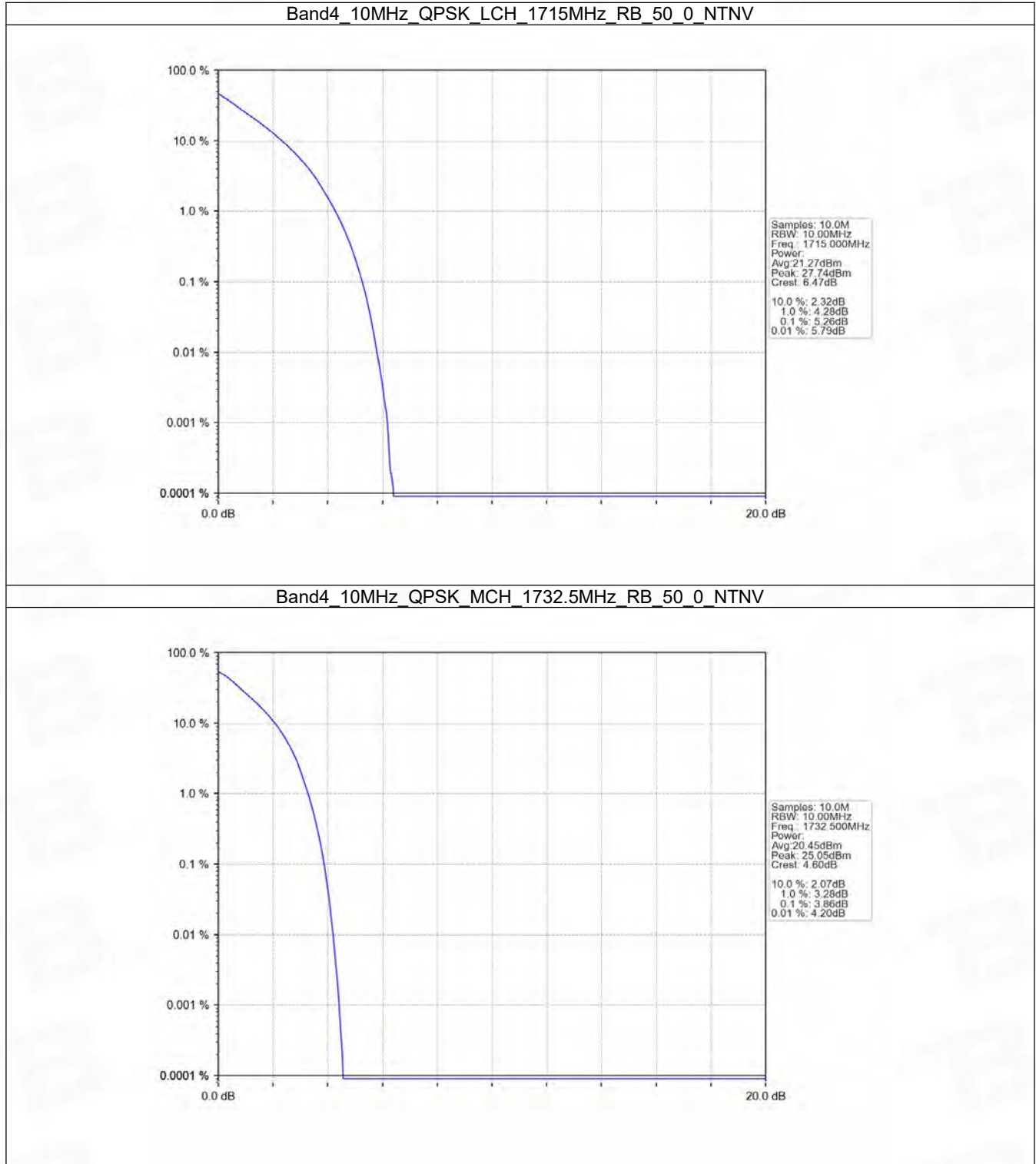


### 5.4 B4\_10MHz

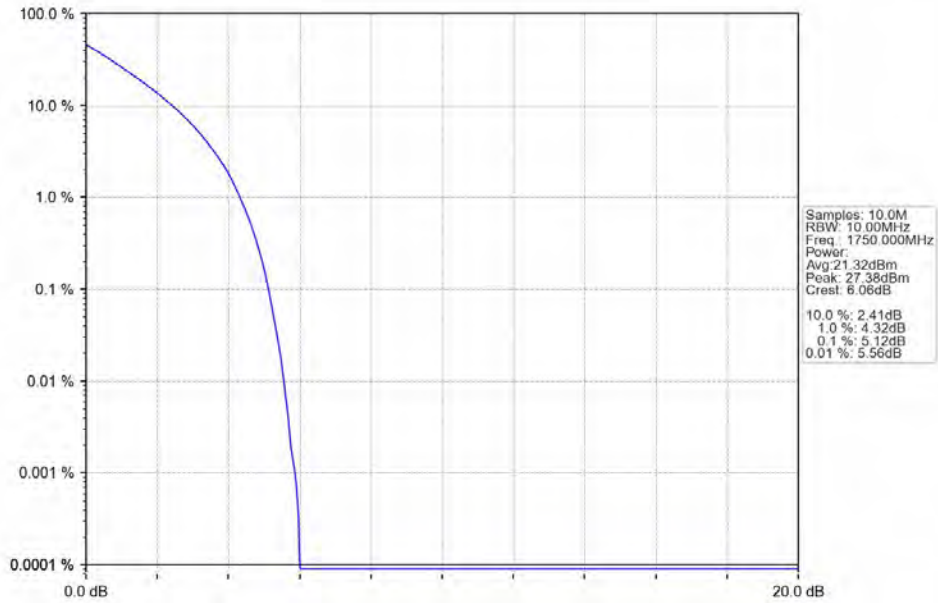
#### 5.4.1 Test Result

Band: 4 / Bandwidth: 10MHz / NTN						
Modulation	Frequency (MHz)	RB Allocation		Peak-Average Ratio (dB)		Verdict
		Size	Offset	Result	Limit	
QPSK	1715	50	0	5.26	<=13	Pass
	1732.5	50	0	3.86	<=13	Pass
	1750	50	0	5.12	<=13	Pass
16QAM	1715	50	0	6.01	<=13	Pass
	1732.5	50	0	4.56	<=13	Pass
	1750	50	0	5.90	<=13	Pass

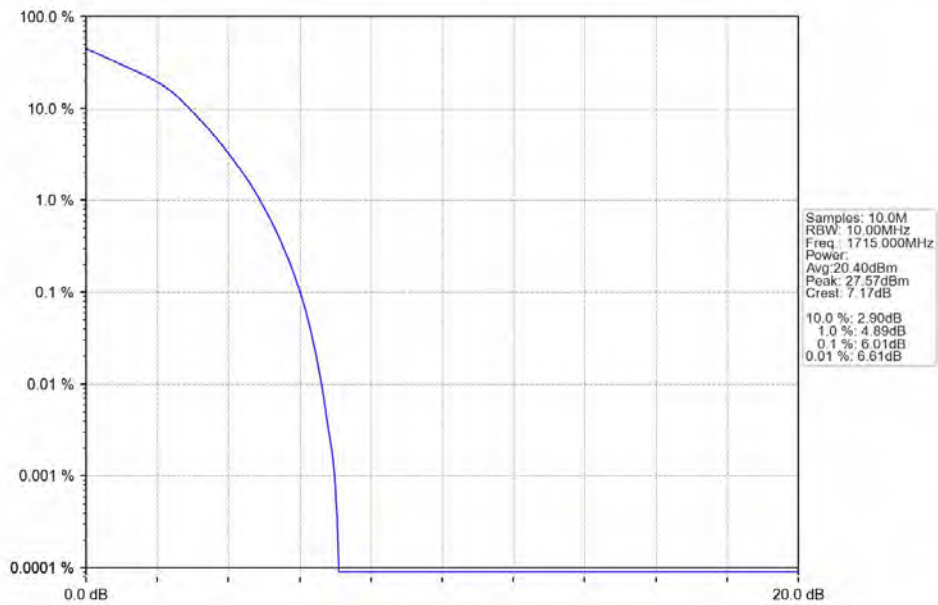
5.4.2 Test Graph



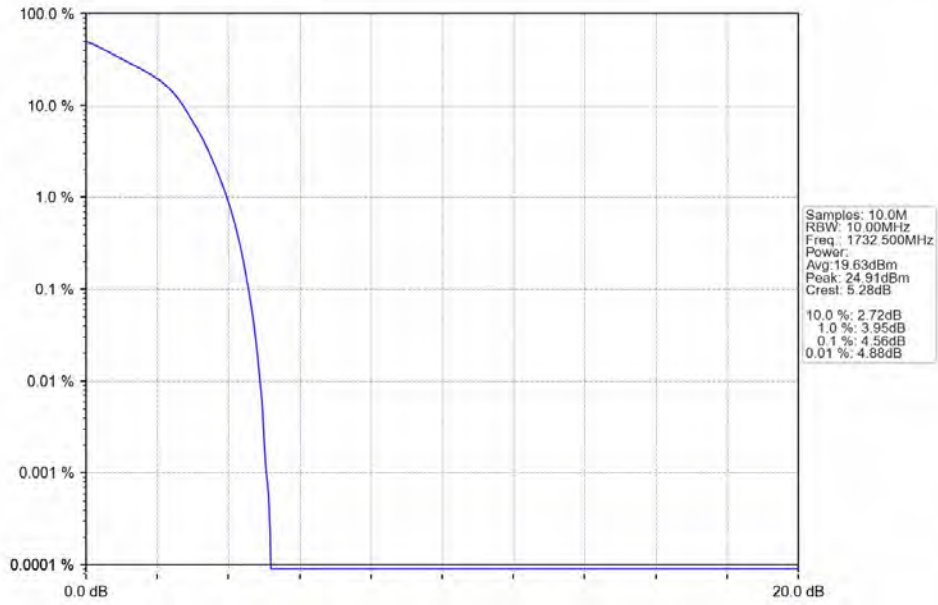
Band4\_10MHz\_QPSK\_HCH\_1750MHz\_RB\_50\_0\_NTNV



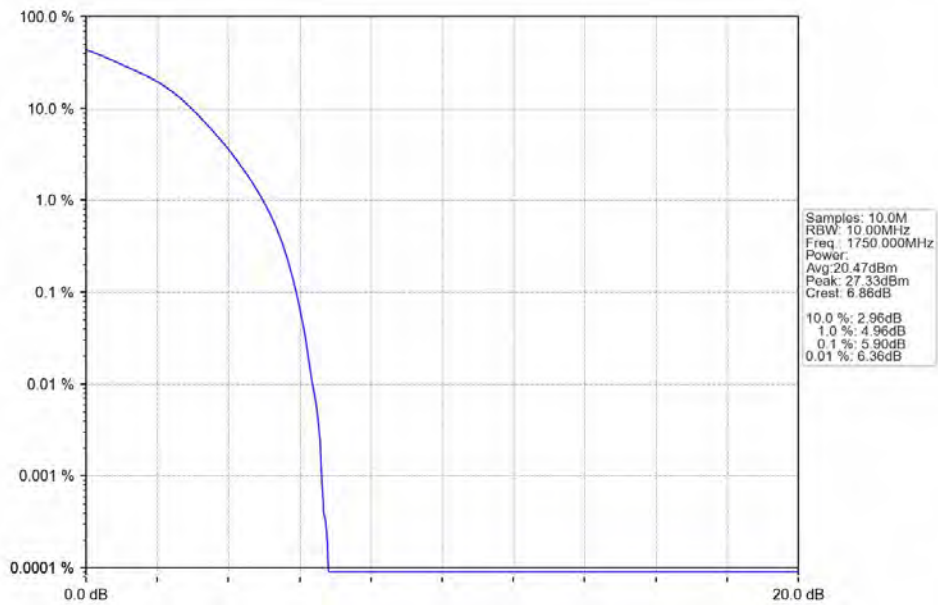
Band4\_10MHz\_16QAM\_LCH\_1715MHz\_RB\_50\_0\_NTNV



Band4\_10MHz\_16QAM\_MCH\_1732.5MHz\_RB\_50\_0\_NTNV



Band4\_10MHz\_16QAM\_HCH\_1750MHz\_RB\_50\_0\_NTNV





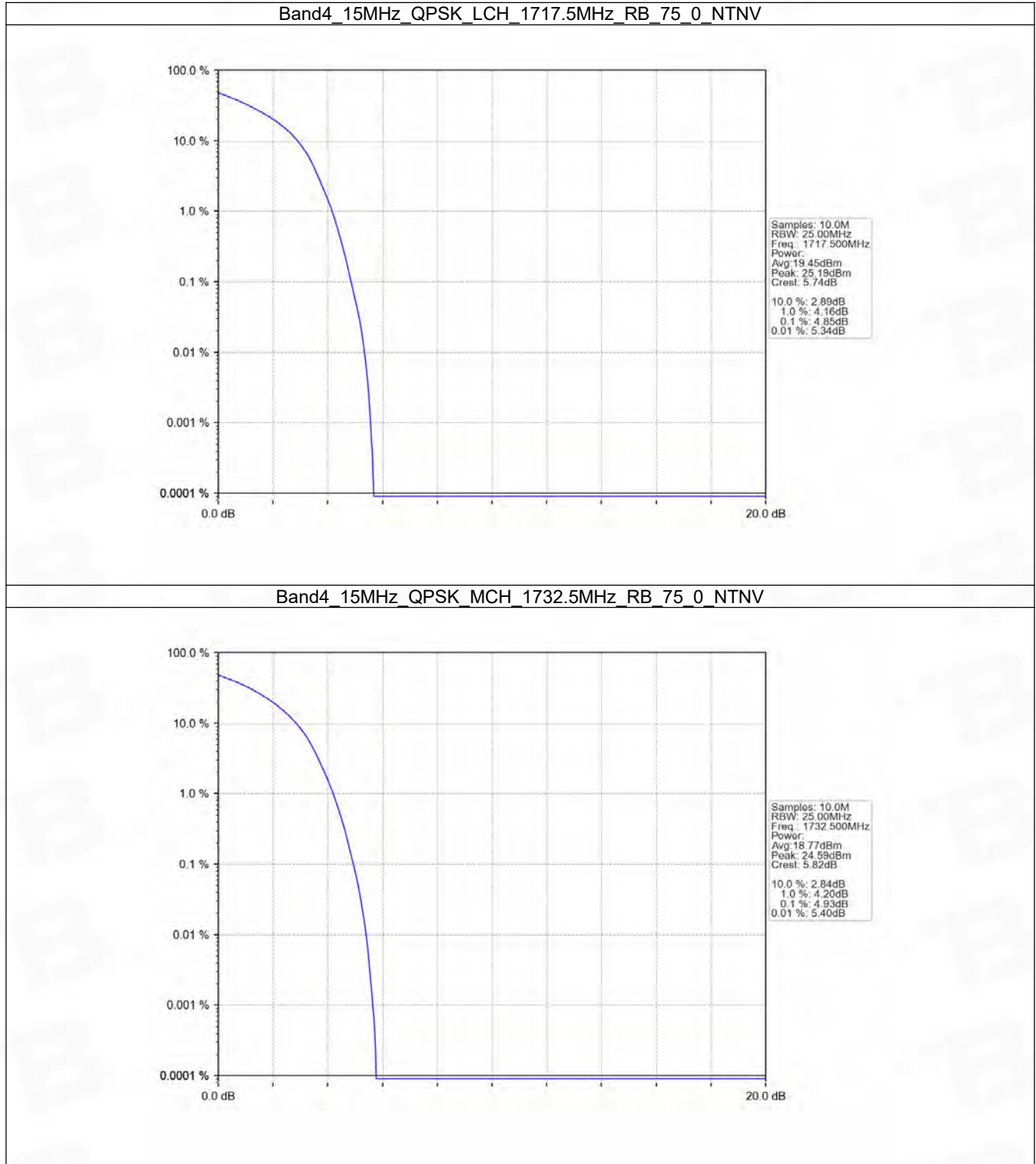


### 5.5 B4\_15MHz

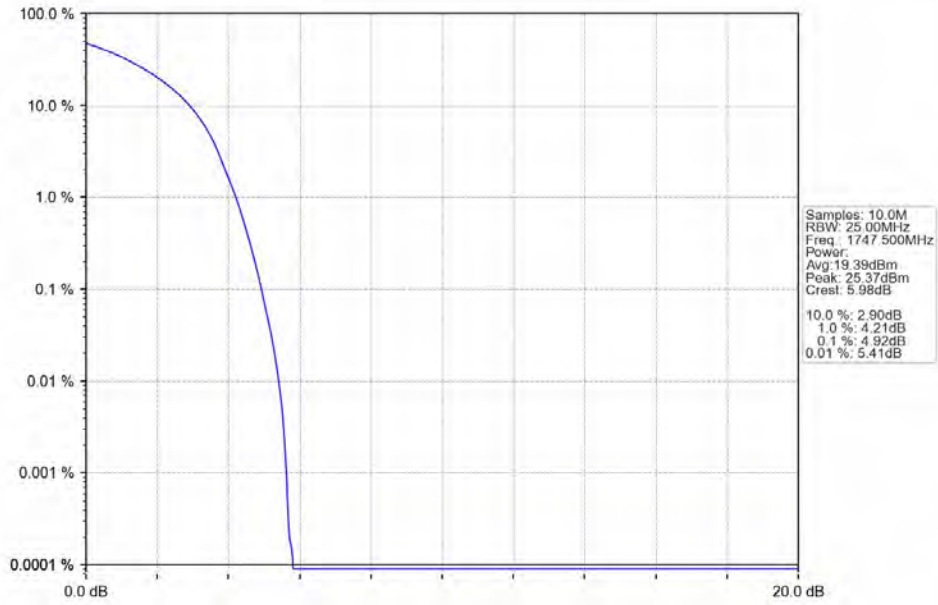
#### 5.5.1 Test Result

Band: 4 / Bandwidth: 15MHz / NTN						
Modulation	Frequency (MHz)	RB Allocation		Peak-Average Ratio (dB)		Verdict
		Size	Offset	Result	Limit	
QPSK	1717.5	75	0	4.85	<=13	Pass
	1732.5	75	0	4.93	<=13	Pass
	1747.5	75	0	4.92	<=13	Pass
16QAM	1717.5	75	0	6.10	<=13	Pass
	1732.5	75	0	5.81	<=13	Pass
	1747.5	75	0	6.10	<=13	Pass

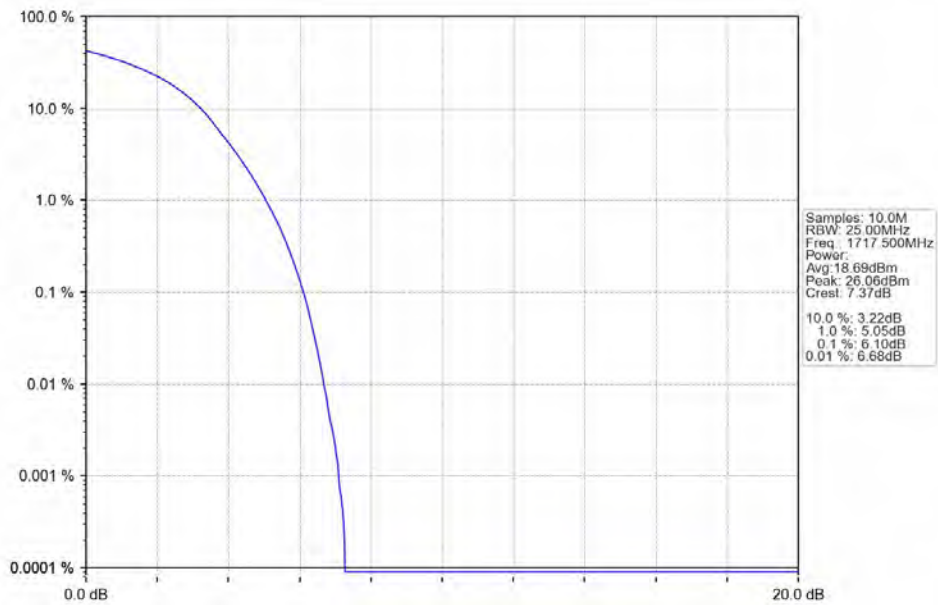
5.5.2 Test Graph



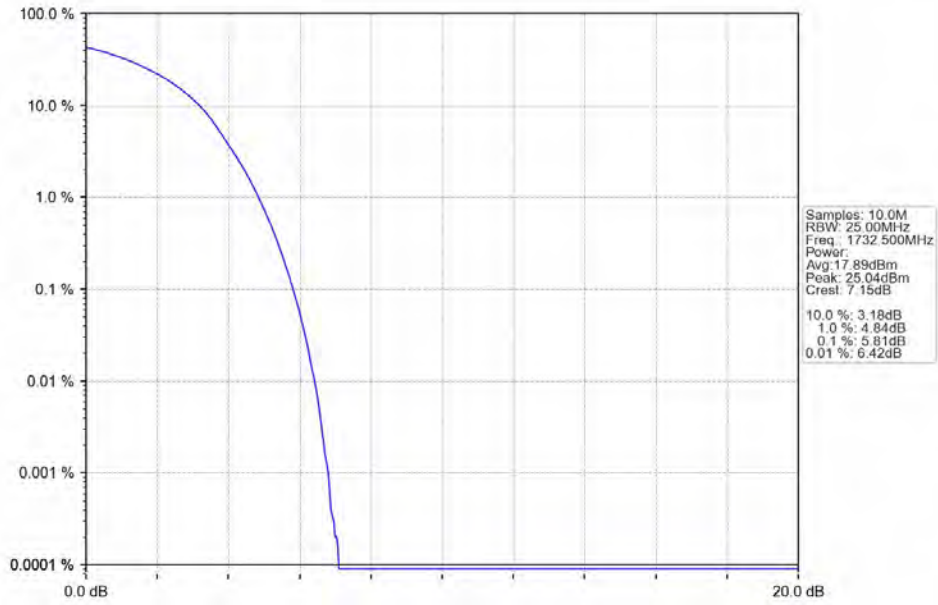
Band4\_15MHz\_QPSK\_HCH\_1747.5MHz\_RB\_75\_0\_NTNV



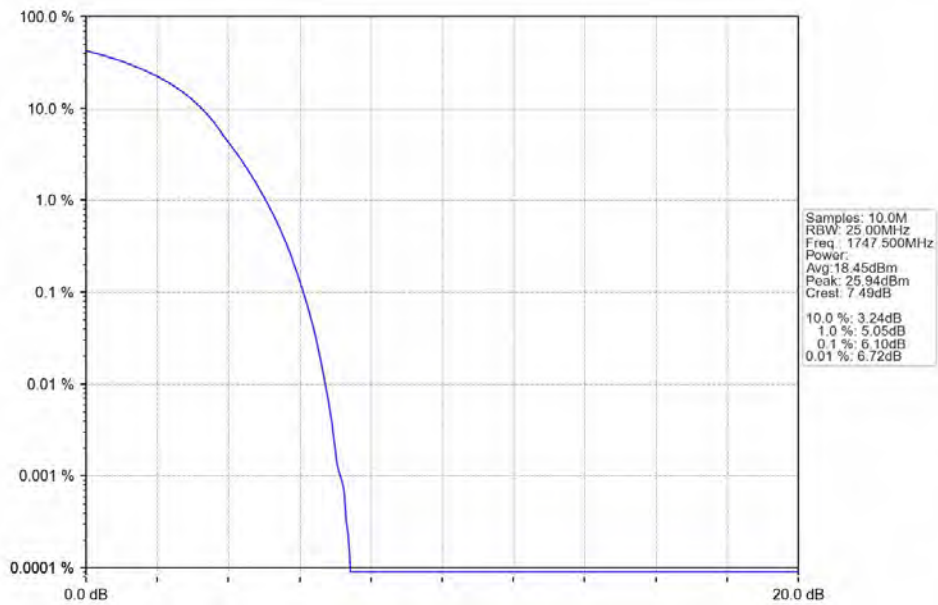
Band4\_15MHz\_16QAM\_LCH\_1717.5MHz\_RB\_75\_0\_NTNV



Band4\_15MHz\_16QAM\_MCH\_1732.5MHz\_RB\_75\_0\_NTNV



Band4\_15MHz\_16QAM\_HCH\_1747.5MHz\_RB\_75\_0\_NTNV



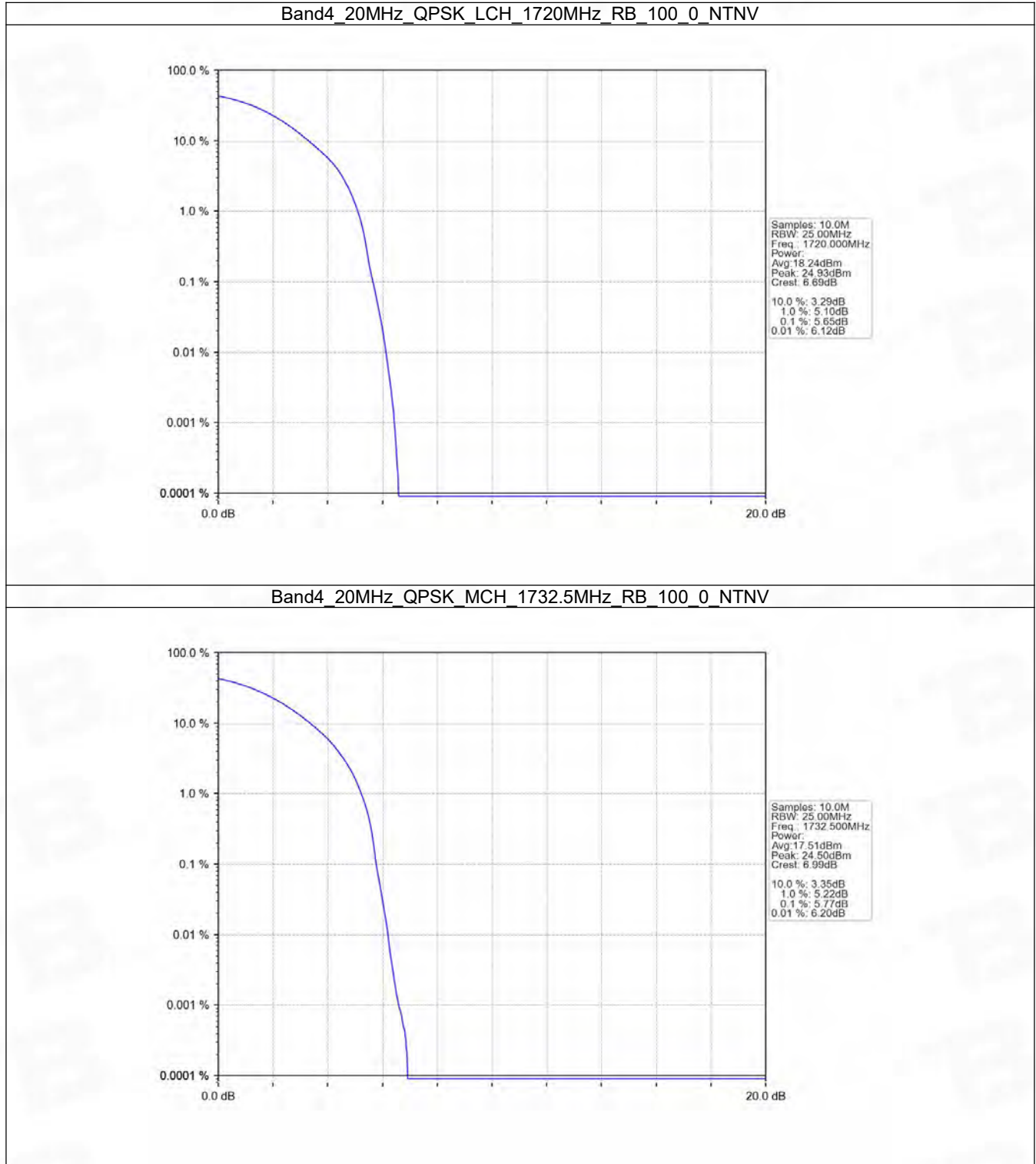
## 5.6 B4\_20MHz

### 5.6.1 Test Result

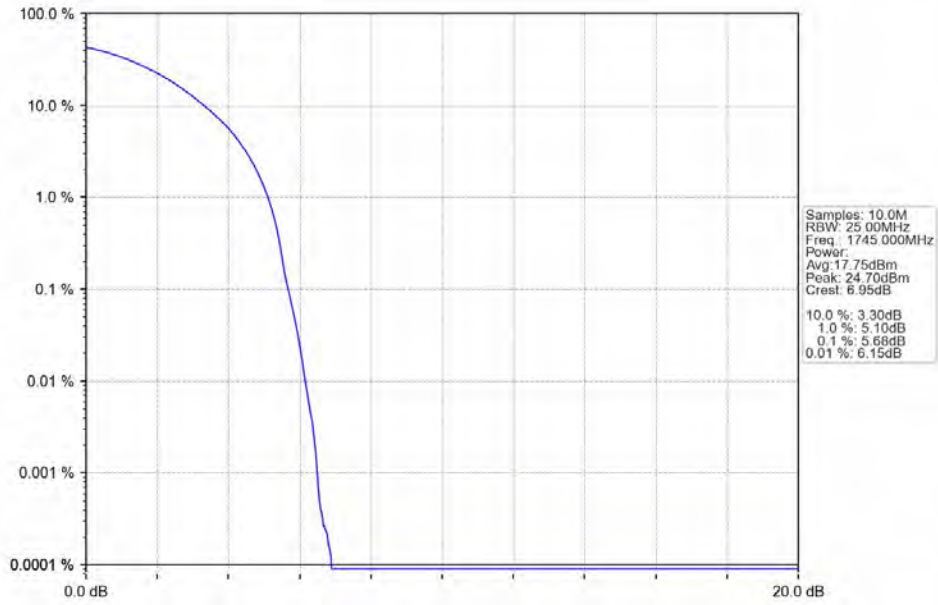
Band: 4 / Bandwidth: 20MHz / NTN						
Modulation	Frequency (MHz)	RB Allocation		Peak-Average Ratio (dB)		Verdict
		Size	Offset	Result	Limit	
QPSK	1720	100	0	5.65	<=13	Pass
	1732.5	100	0	5.77	<=13	Pass
	1745	100	0	5.68	<=13	Pass
16QAM	1720	100	0	6.59	<=13	Pass
	1732.5	100	0	6.51	<=13	Pass
	1745	100	0	10.57	<=13	Pass



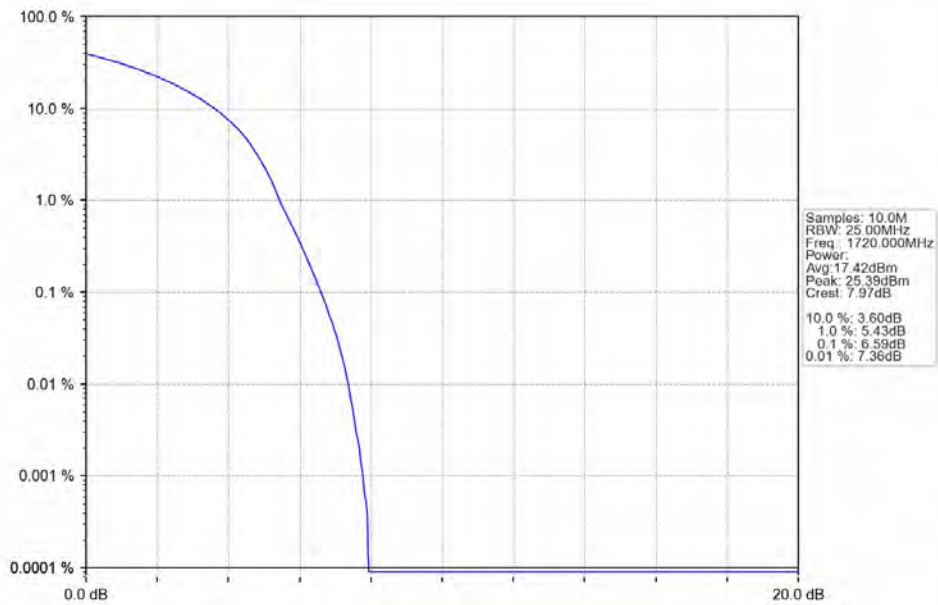
### 5.6.2 Test Graph



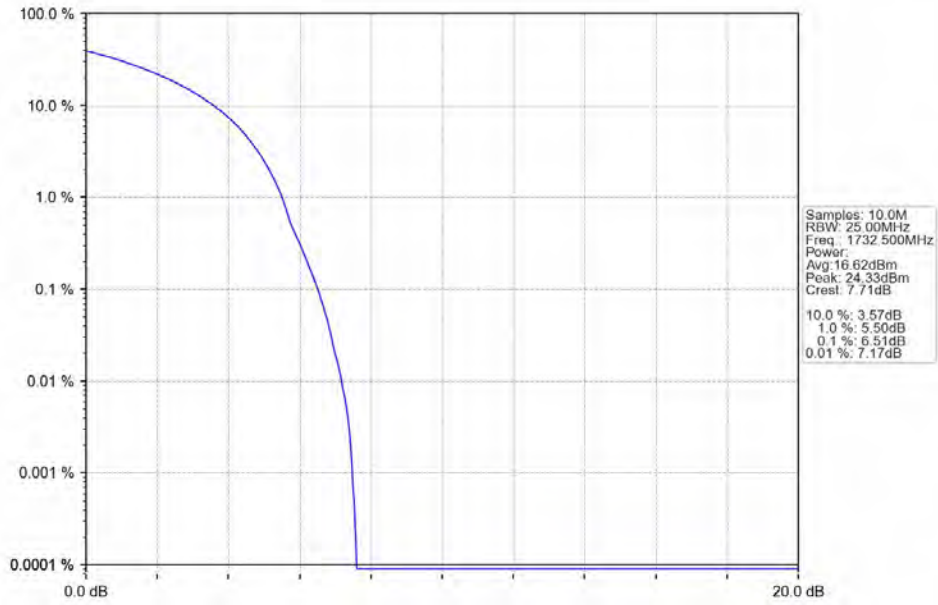
Band4\_20MHz\_QPSK\_HCH\_1745MHz\_RB\_100\_0\_NTNV



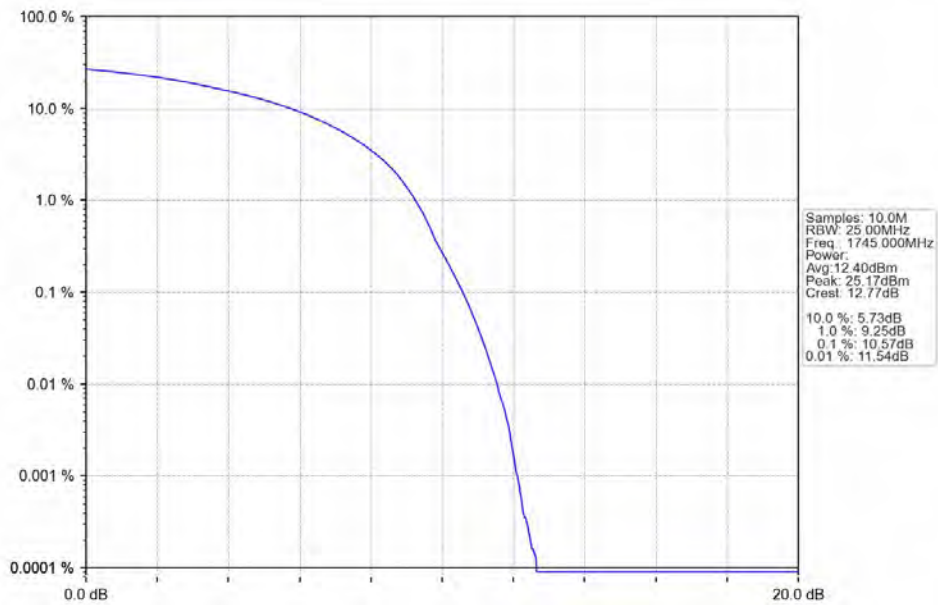
Band4\_20MHz\_16QAM\_LCH\_1720MHz\_RB\_100\_0\_NTNV



Band4\_20MHz\_16QAM\_MCH\_1732.5MHz\_RB\_100\_0\_NTNV



Band4\_20MHz\_16QAM\_HCH\_1745MHz\_RB\_100\_0\_NTNV



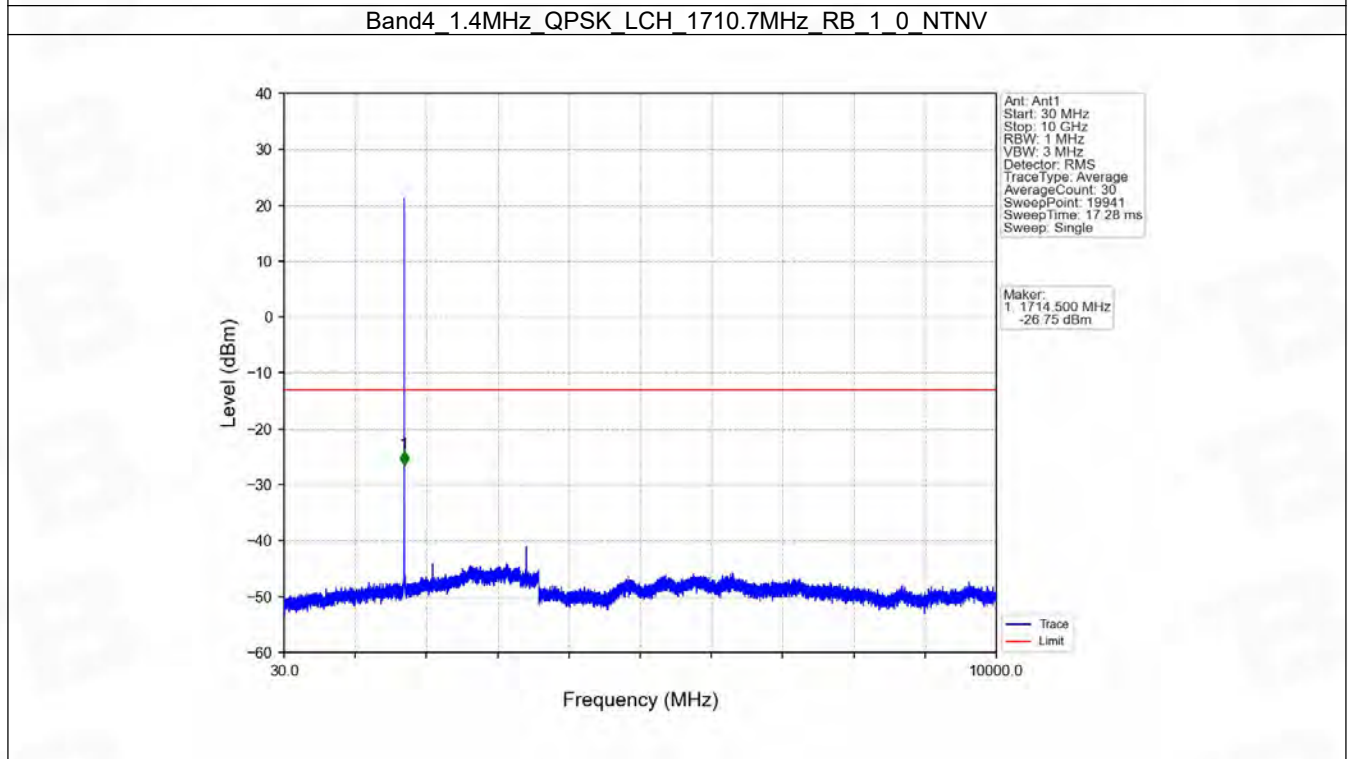
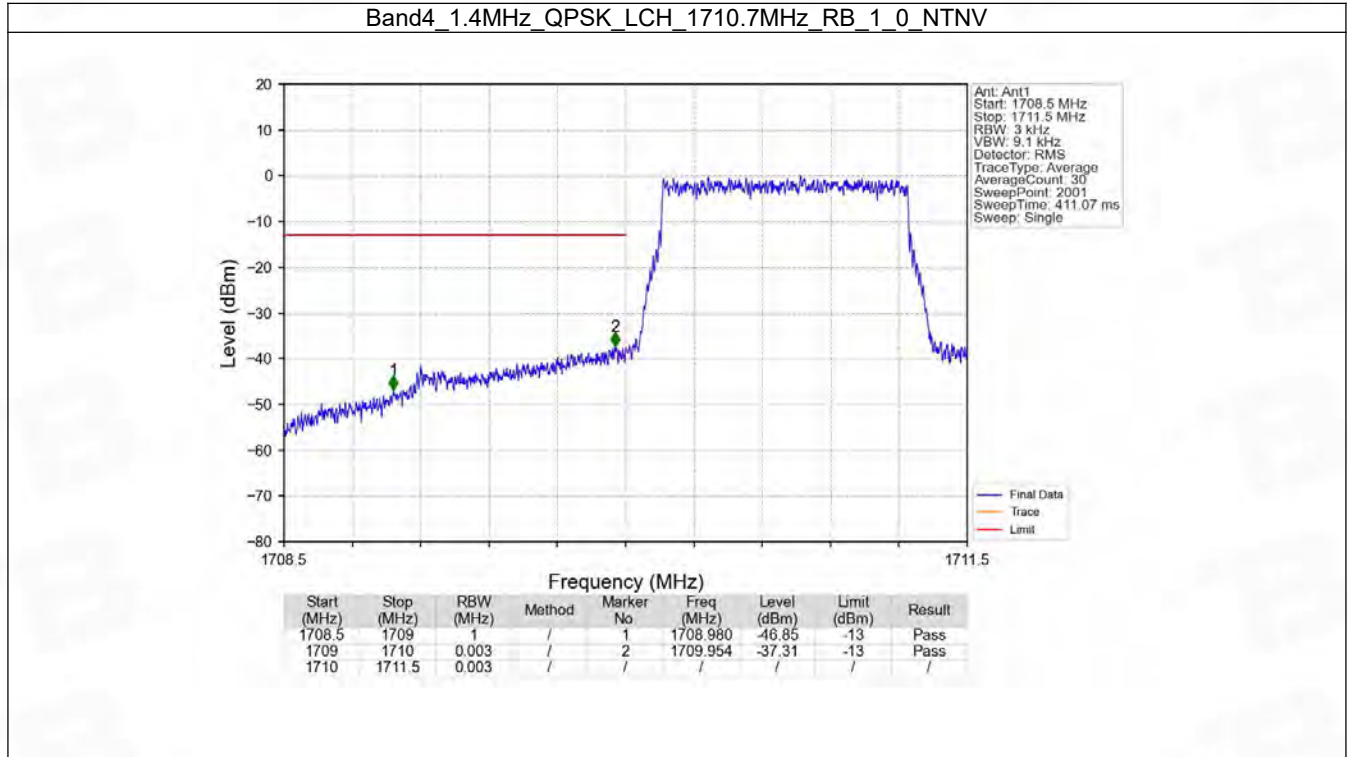
## 6. Spurious Emission

### 6.1 B4\_1.4MHz

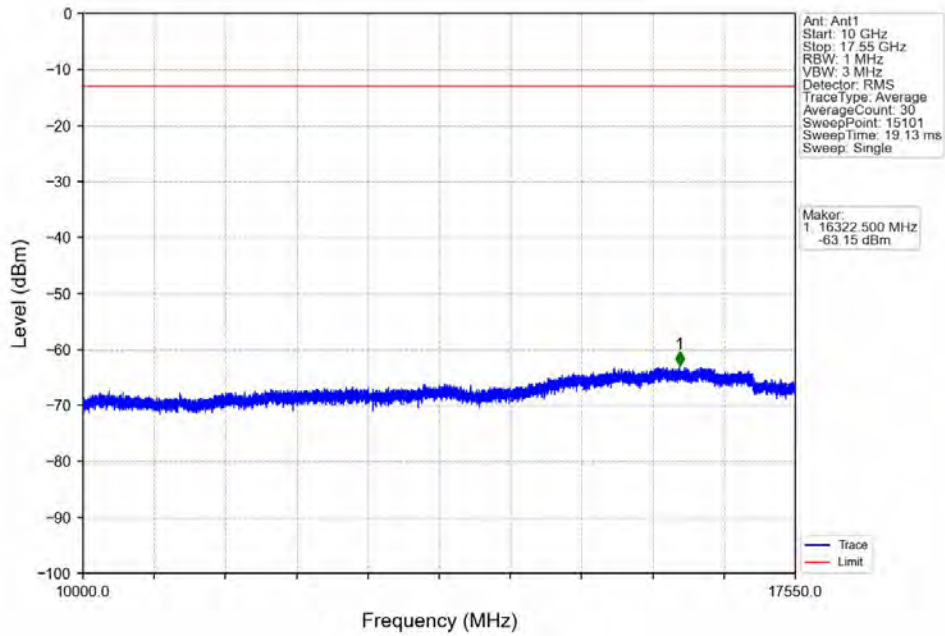
#### 6.1.1 Test Result

Band: 4 / Bandwidth: 1.4MHz / NTN						
Modulation	Frequency (MHz)	RB Allocation		Spurious Emission		Verdict
		Size	Offset	Result	Limit	
QPSK	1710.7	1	0	Refer To Test Graph		Pass
		6	0	Refer To Test Graph		Pass
	1732.5	1	0	Refer To Test Graph		Pass
		1754.3	1	0	Refer To Test Graph	
				5	Refer To Test Graph	
			6	0	Refer To Test Graph	
16QAM	1710.7	1	0	Refer To Test Graph		Pass
		6	0	Refer To Test Graph		Pass
	1732.5	1	0	Refer To Test Graph		Pass
		1754.3	1	0	Refer To Test Graph	
				5	Refer To Test Graph	
			6	0	Refer To Test Graph	

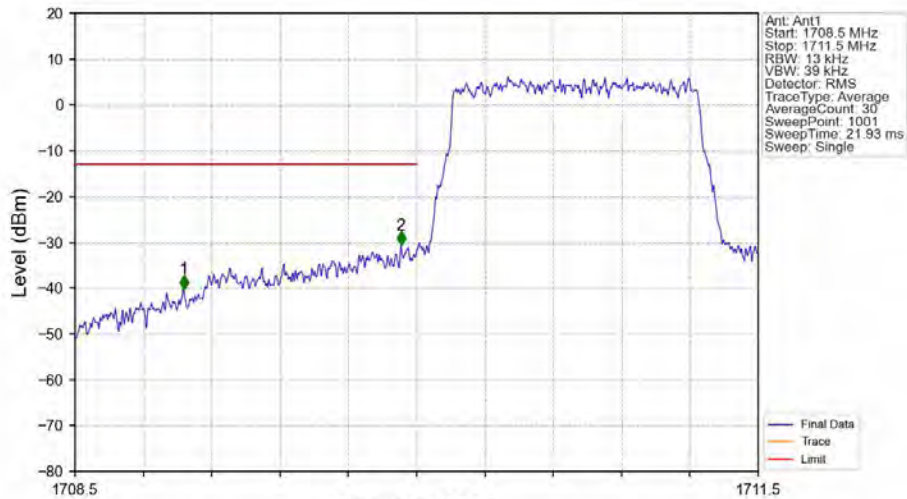
6.1.2 Test Graph



Band4\_1.4MHz\_QPSK\_LCH\_1710.7MHz\_RB\_1\_0\_NTNV



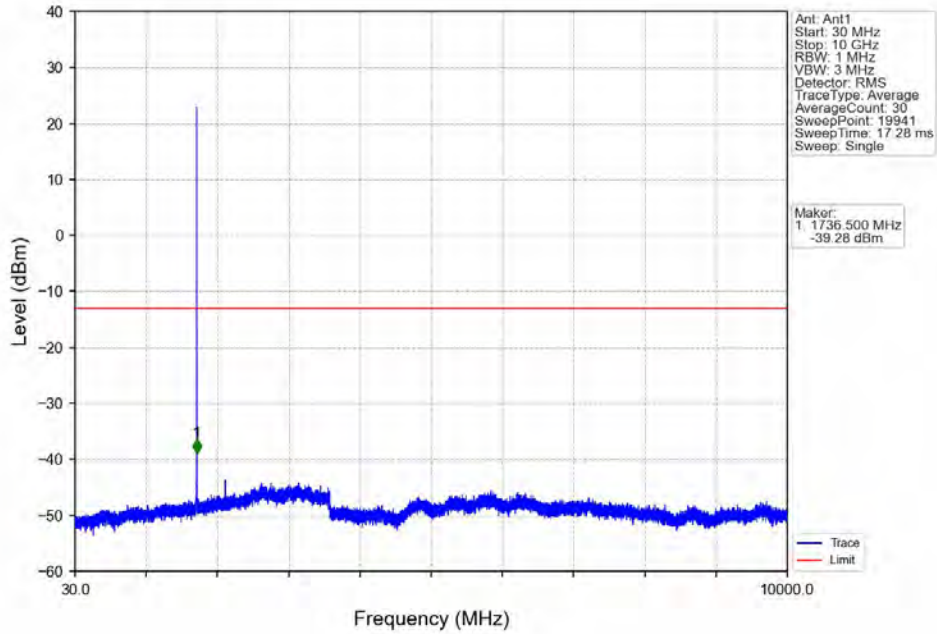
Band4\_1.4MHz\_QPSK\_LCH\_1710.7MHz\_RB\_6\_0\_NTNV



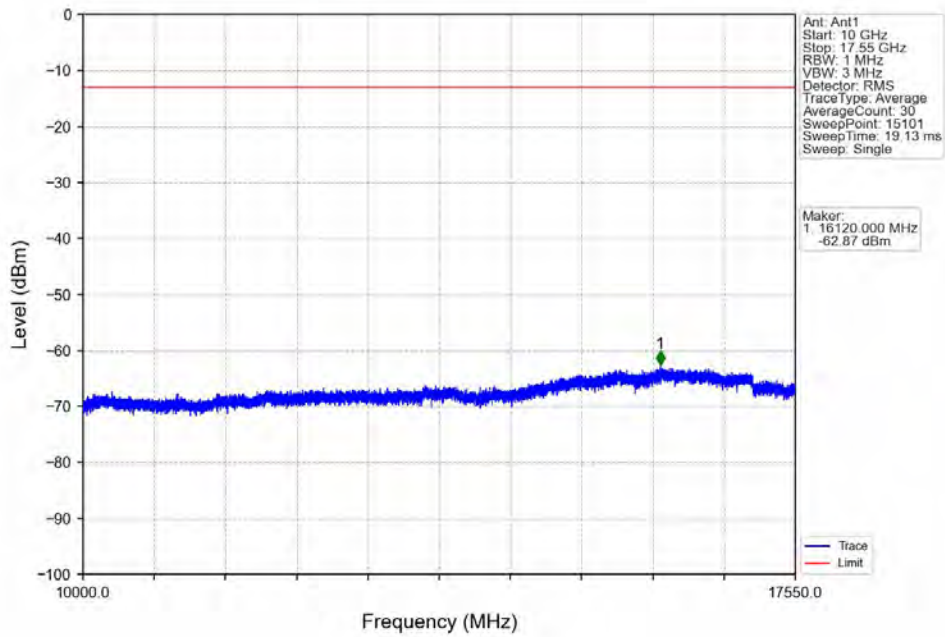
Start (MHz)	Stop (MHz)	RBW (MHz)	Method	Marker No	Freq (MHz)	Level (dBm)	Limit (dBm)	Result
1708.5	1709	1	/	1	1708.977	-40.25	-13	Pass
1709	1710	0.013	/	2	1709.931	-30.67	-13	Pass
1710	1711.5	0.013	/	/	/	/	/	/



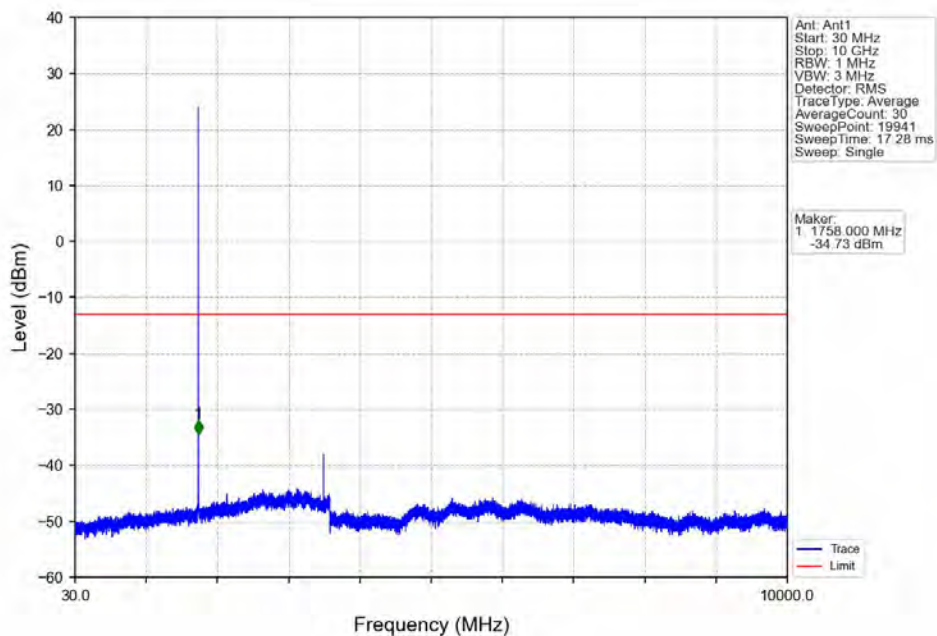
Band4\_1.4MHz\_QPSK\_MCH\_1732.5MHz\_RB\_1\_0\_NTNV



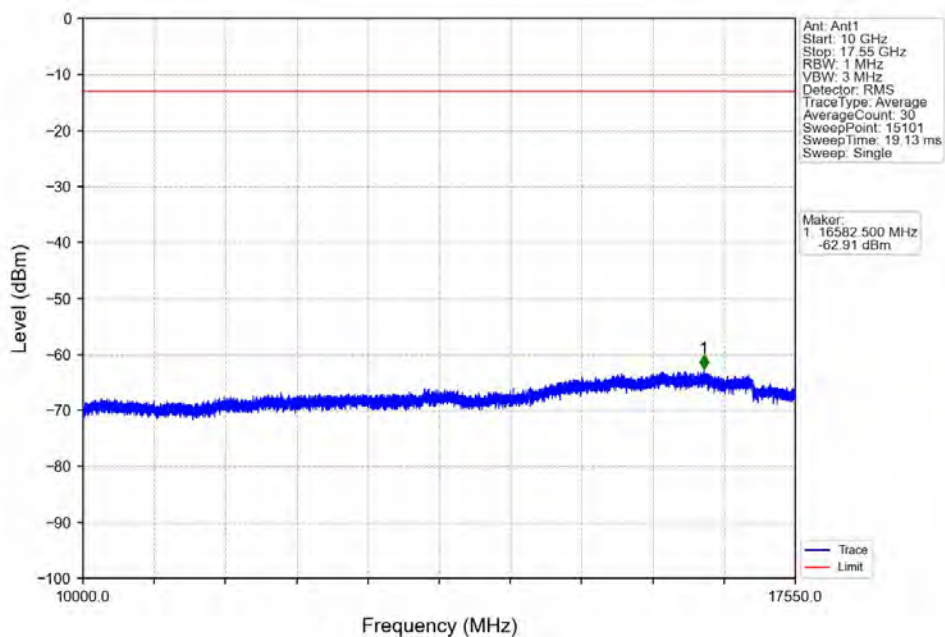
Band4\_1.4MHz\_QPSK\_MCH\_1732.5MHz\_RB\_1\_0\_NTNV



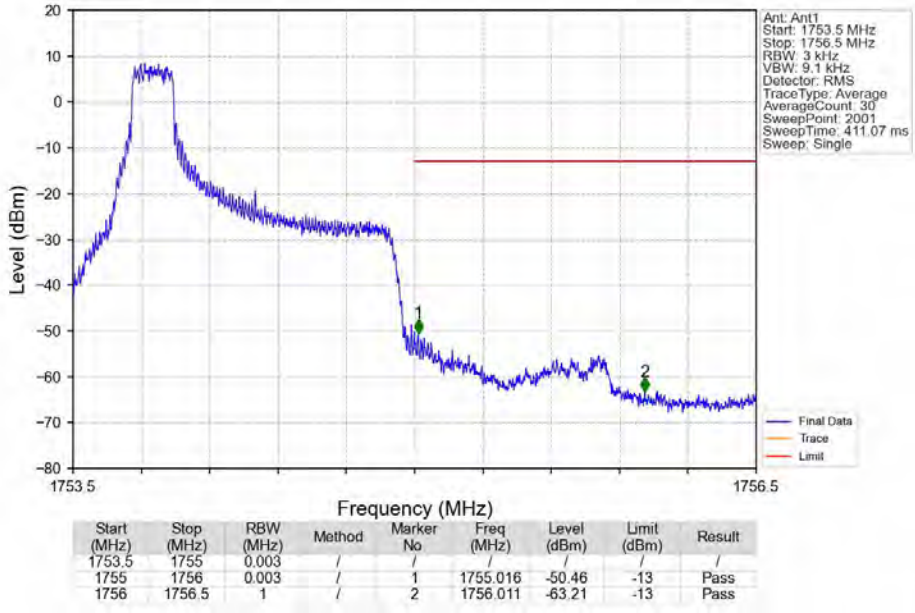
Band4\_1.4MHz\_QPSK\_HCH\_1754.3MHz\_RB\_1\_0\_NTNV



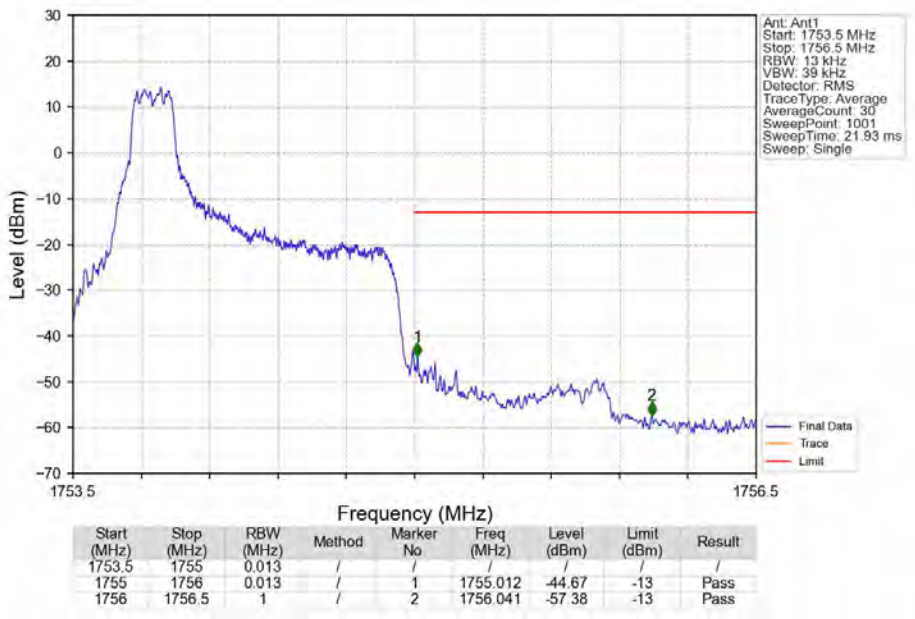
Band4\_1.4MHz\_QPSK\_HCH\_1754.3MHz\_RB\_1\_0\_NTNV



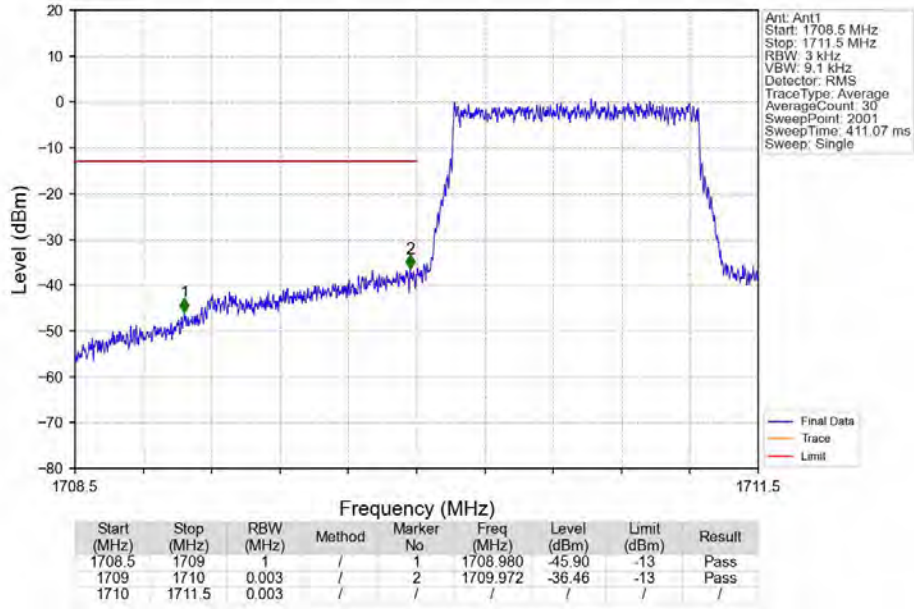
Band4 1.4MHz QPSK HCH 1754.3MHz RB 1 5 NTV



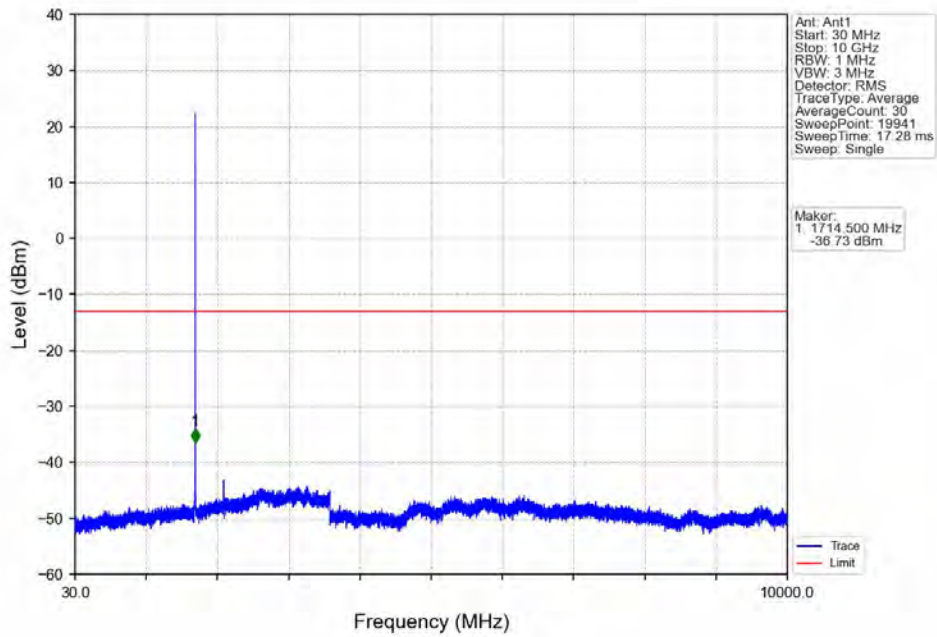
Band4 1.4MHz QPSK HCH 1754.3MHz RB 6 0 NTV



Band4\_1.4MHz\_16QAM\_LCH\_1710.7MHz\_RB\_1\_0\_NTNV

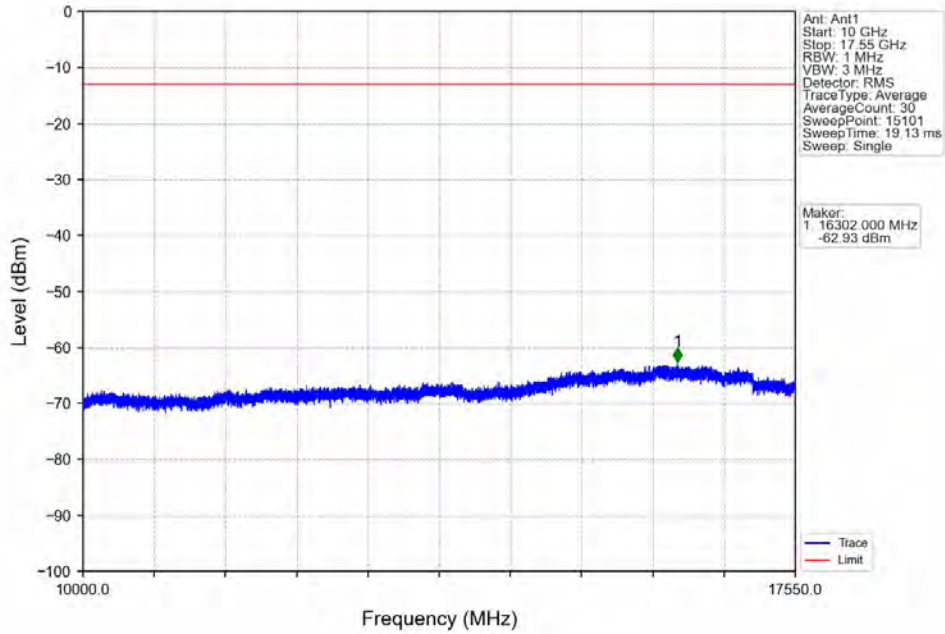


Band4\_1.4MHz\_16QAM\_LCH\_1710.7MHz\_RB\_1\_0\_NTNV

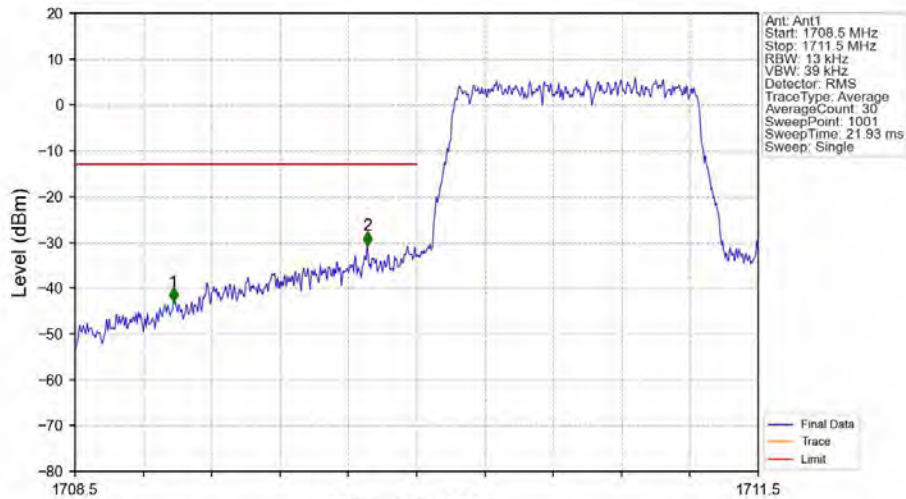




Band4\_1.4MHz\_16QAM\_LCH\_1710.7MHz\_RB\_1\_0\_NTNV

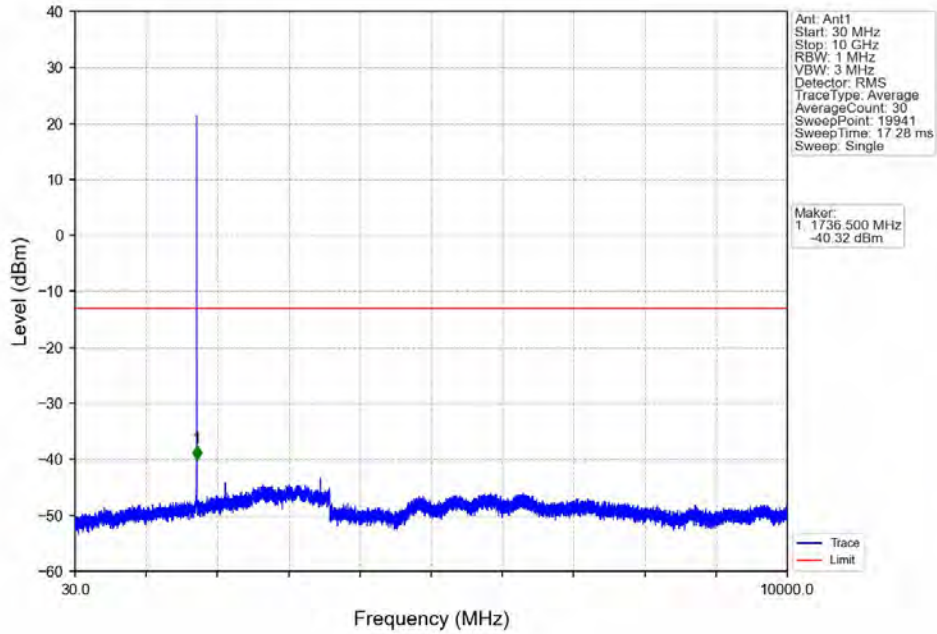


Band4\_1.4MHz\_16QAM\_LCH\_1710.7MHz\_RB\_6\_0\_NTNV

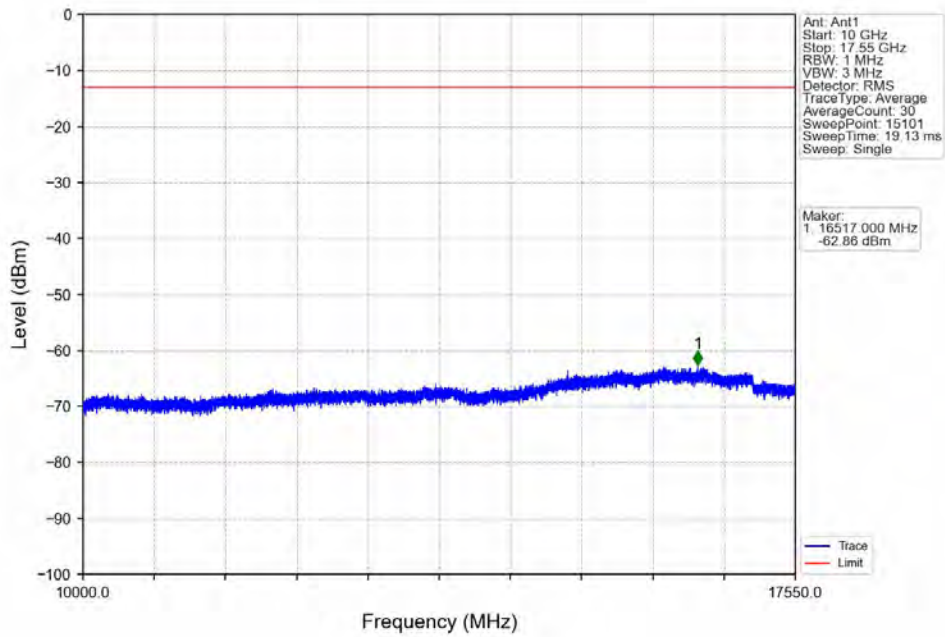


Start (MHz)	Stop (MHz)	RBW (MHz)	Method	Marker No	Freq (MHz)	Level (dBm)	Limit (dBm)	Result
1708.5	1709	1	/	1	1708.932	-43.02	-13	Pass
1709	1710	0.013	/	2	1709.784	-30.71	-13	Pass
1710	1711.5	0.013	/	/	/	/	/	/

Band4\_1.4MHz\_16QAM\_MCH\_1732.5MHz\_RB\_1\_0\_NTNV

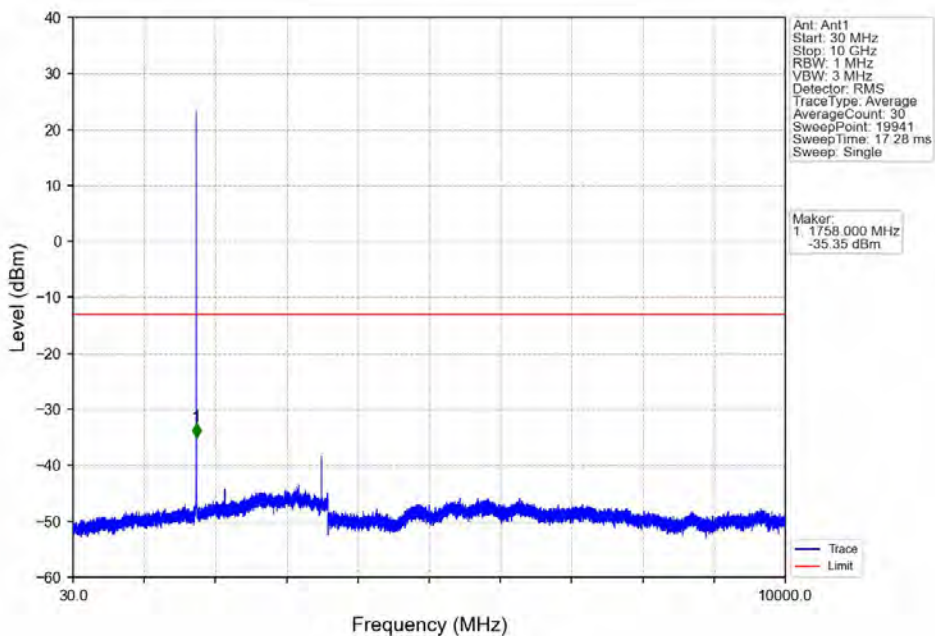


Band4\_1.4MHz\_16QAM\_MCH\_1732.5MHz\_RB\_1\_0\_NTNV

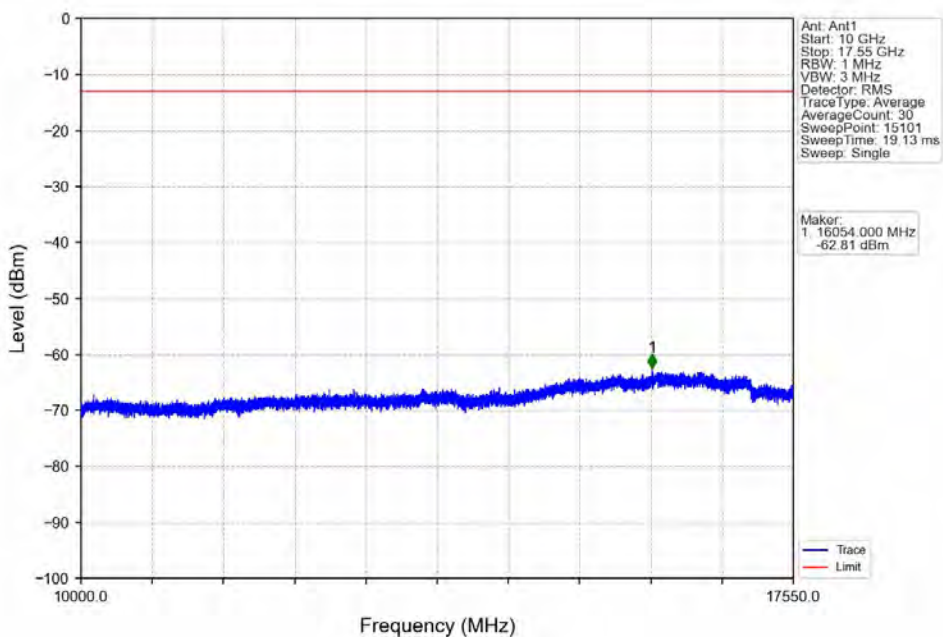




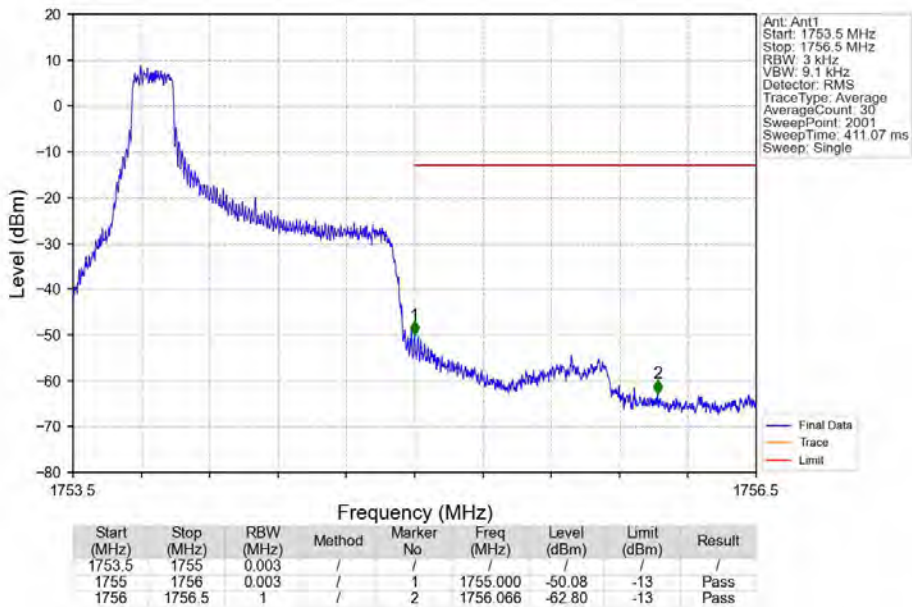
Band4\_1.4MHz\_16QAM\_HCH\_1754.3MHz\_RB\_1\_0\_NTNV



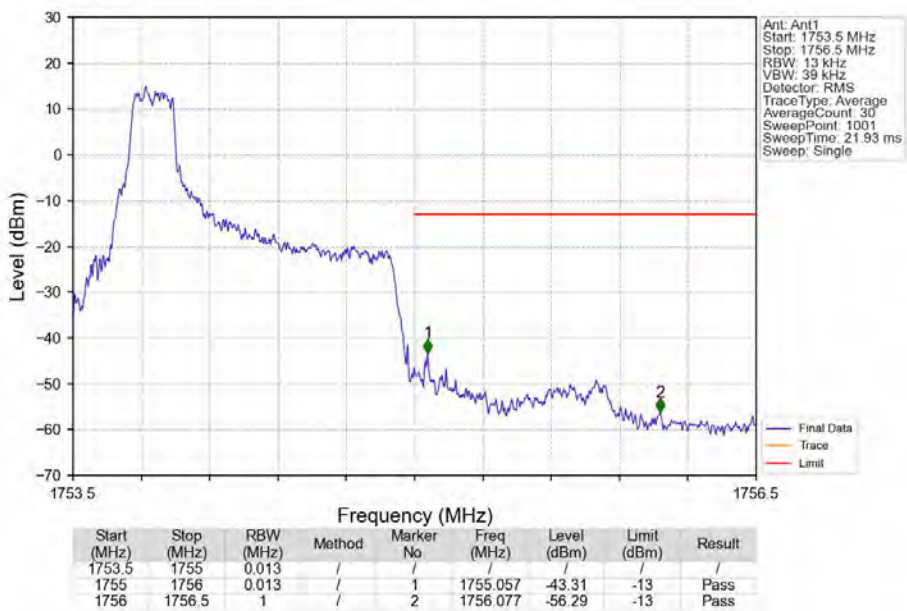
Band4\_1.4MHz\_16QAM\_HCH\_1754.3MHz\_RB\_1\_0\_NTNV



Band4\_1.4MHz\_16QAM\_HCH\_1754.3MHz\_RB\_1\_5\_NTNV



Band4\_1.4MHz\_16QAM\_HCH\_1754.3MHz\_RB\_6\_0\_NTNV

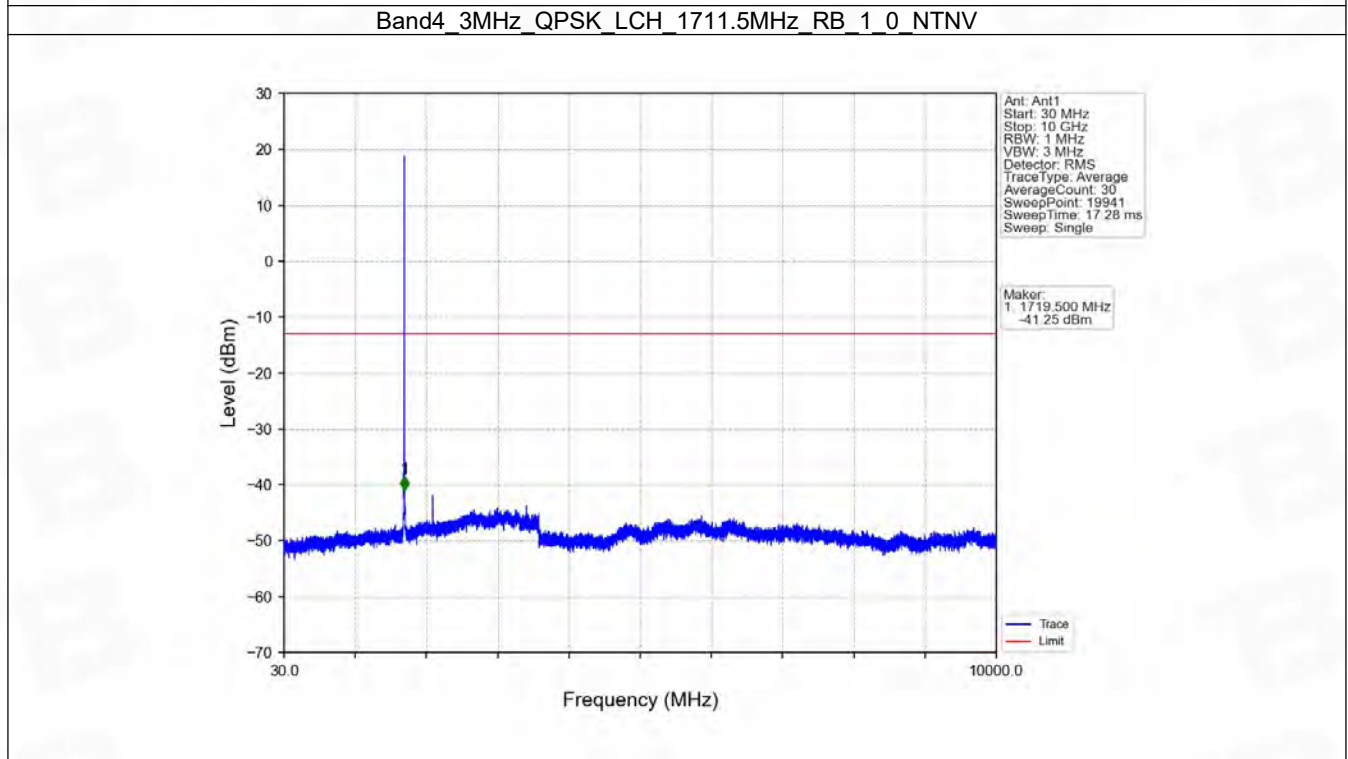
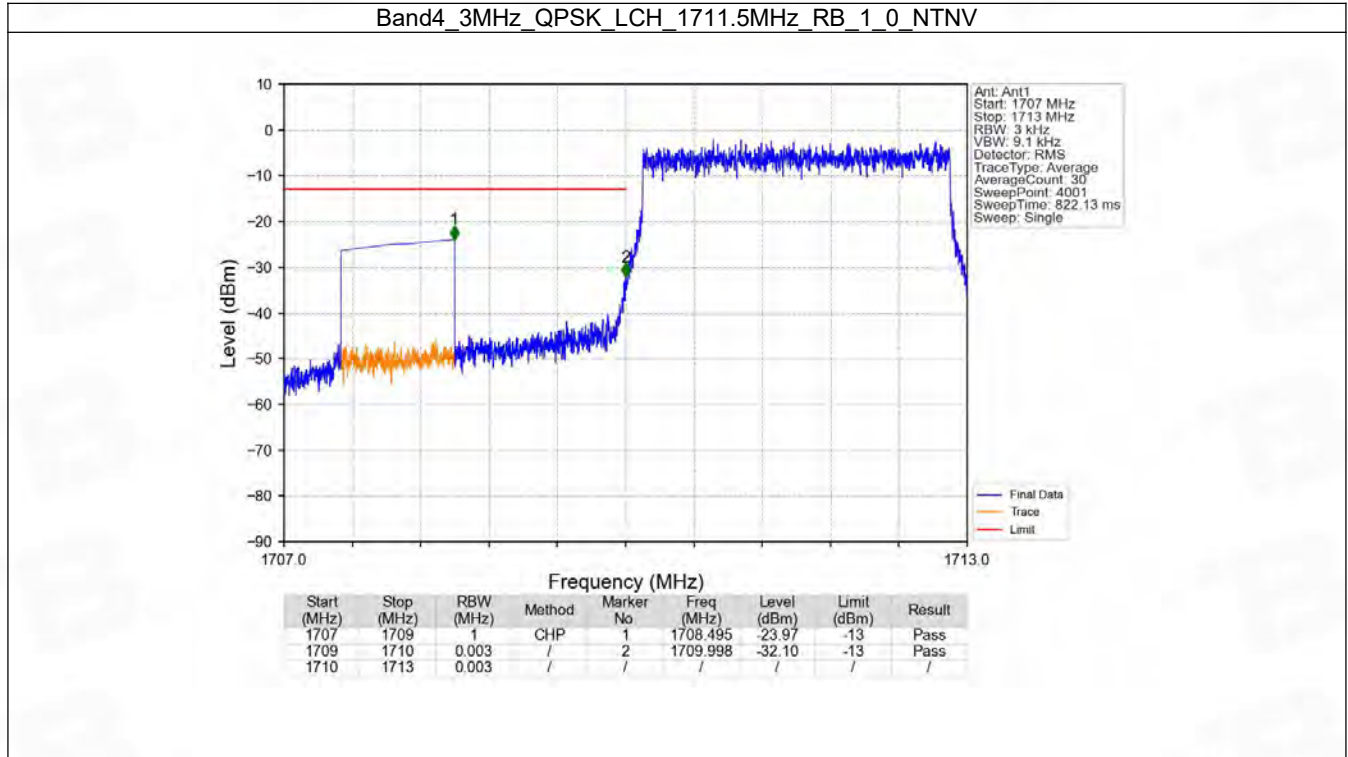


## 6.2 B4\_3MHz

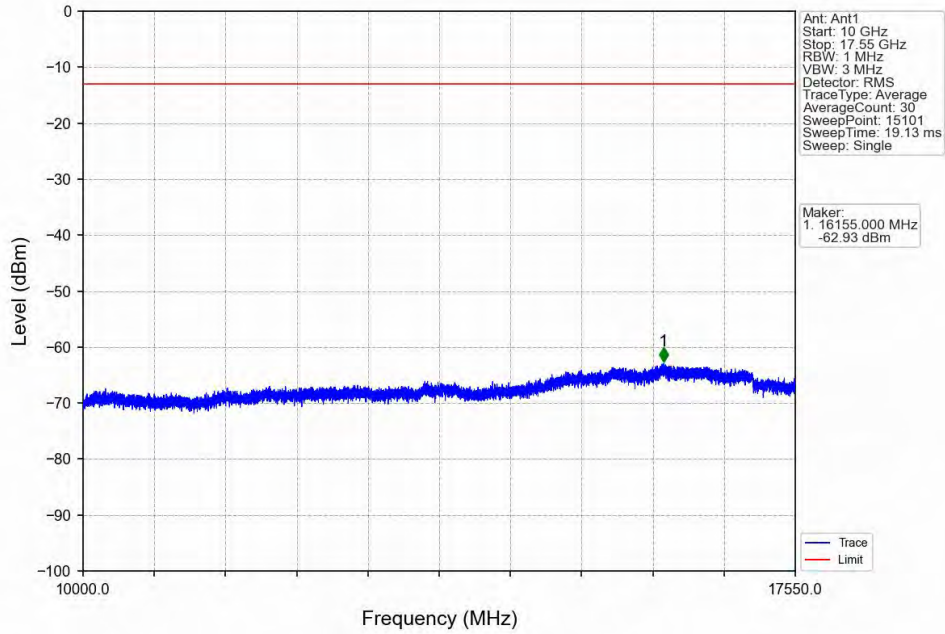
### 6.2.1 Test Result

Band: 4 / Bandwidth: 3MHz / NTV						
Modulation	Frequency (MHz)	RB Allocation		Spurious Emission		Verdict
		Size	Offset	Result	Limit	
QPSK	1711.5	1	0	Refer To Test Graph		Pass
		15	0	Refer To Test Graph		Pass
	1753.5	1	0	Refer To Test Graph		Pass
			14	Refer To Test Graph		Pass
		15	0	Refer To Test Graph		Pass
			0	Refer To Test Graph		Pass
16QAM	1711.5	1	0	Refer To Test Graph		Pass
		15	0	Refer To Test Graph		Pass
	1753.5	1	0	Refer To Test Graph		Pass
			14	Refer To Test Graph		Pass
		15	0	Refer To Test Graph		Pass
			0	Refer To Test Graph		Pass

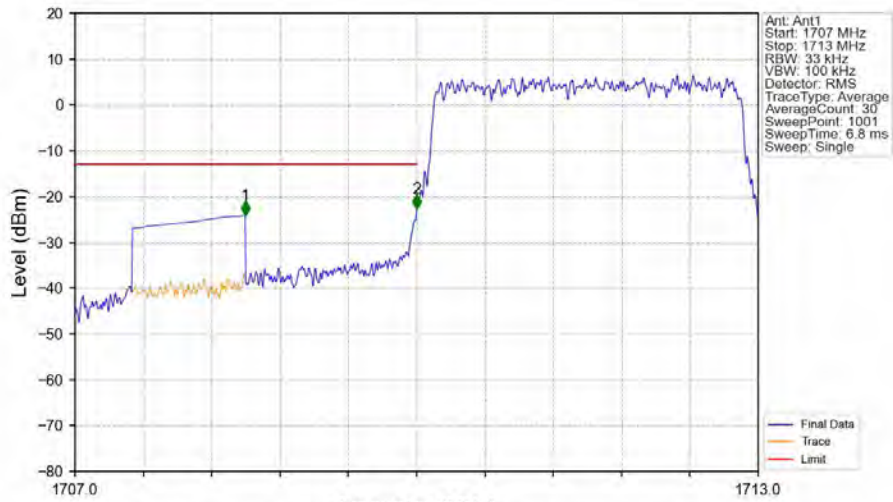
6.2.2 Test Graph



Band4\_3MHz\_QPSK\_LCH\_1711.5MHz\_RB\_1\_0\_NTNV



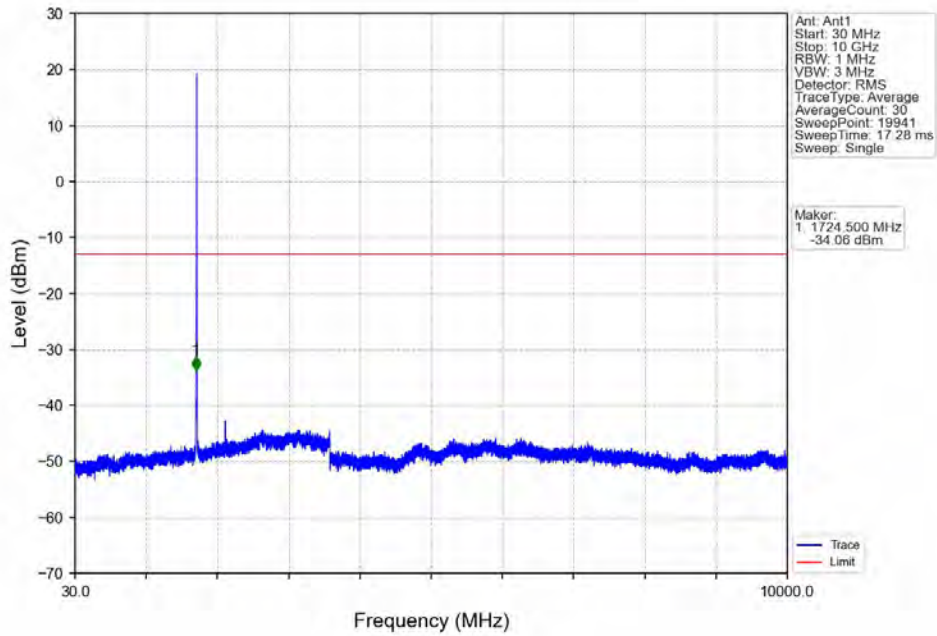
Band4\_3MHz\_QPSK\_LCH\_1711.5MHz\_RB\_15\_0\_NTNV



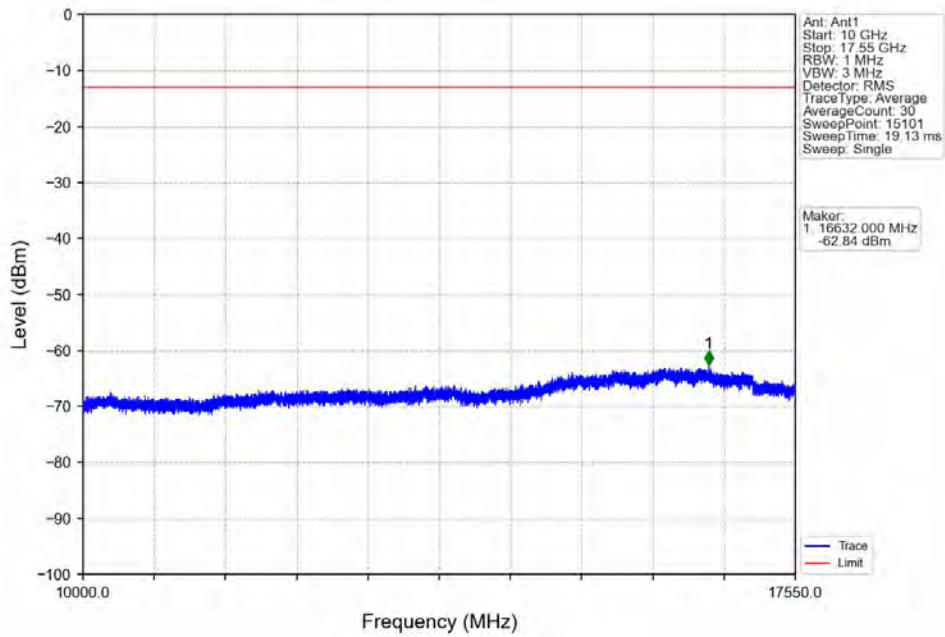
Start (MHz)	Stop (MHz)	RBW (MHz)	Method	Marker No	Freq (MHz)	Level (dBm)	Limit (dBm)	Result
1707	1709	1	CHP	1	1708.494	-24.07	-13	Pass
1709	1710	0.033	/	2	1710.000	-22.68	-13	Pass
1710	1713	0.033	/	/	/	/	/	/



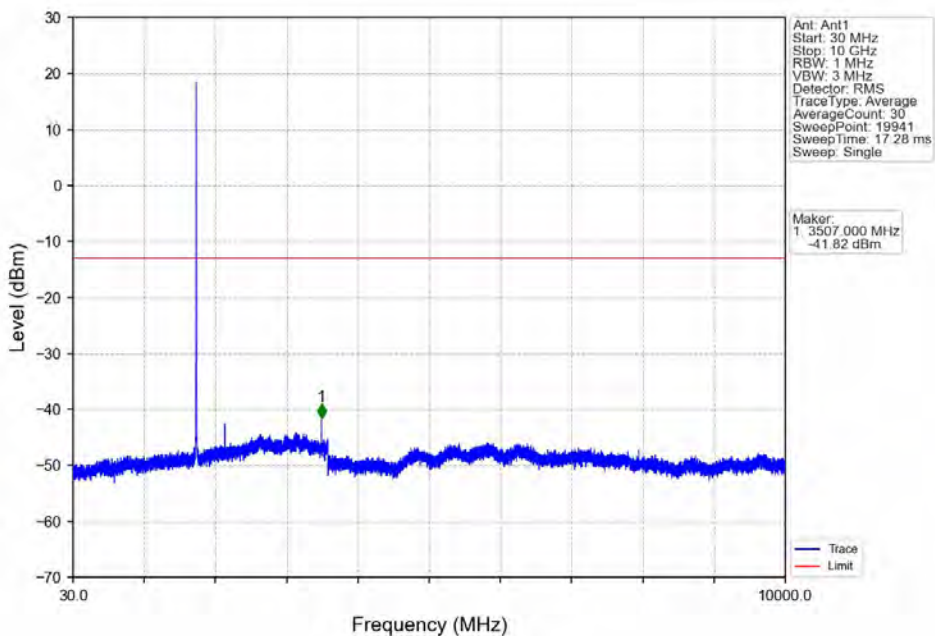
Band4\_3MHz\_QPSK\_MCH\_1732.5MHz\_RB\_1\_0\_NTNV



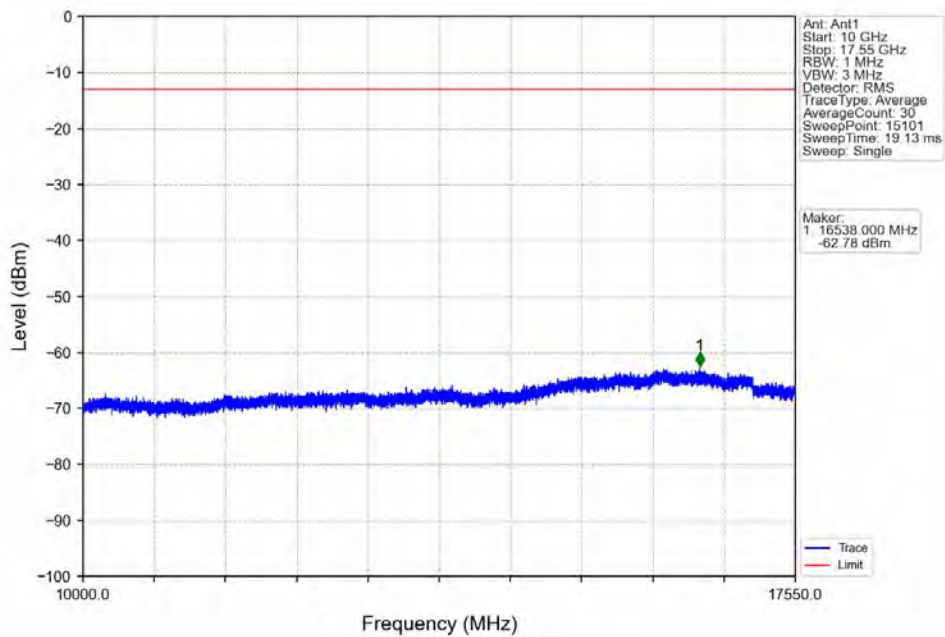
Band4\_3MHz\_QPSK\_MCH\_1732.5MHz\_RB\_1\_0\_NTNV



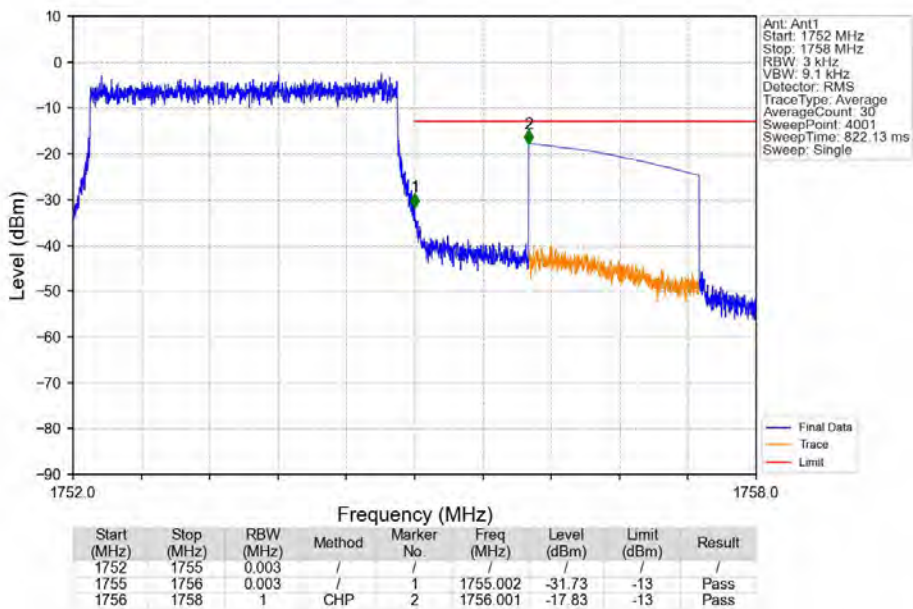
Band4\_3MHz\_QPSK\_HCH\_1753.5MHz\_RB\_1\_0\_NTNV



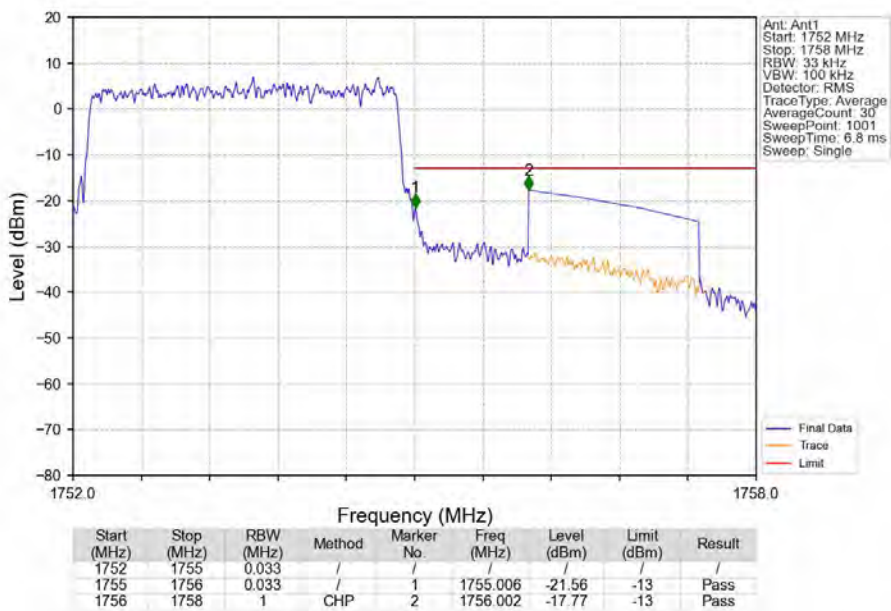
Band4\_3MHz\_QPSK\_HCH\_1753.5MHz\_RB\_1\_0\_NTNV



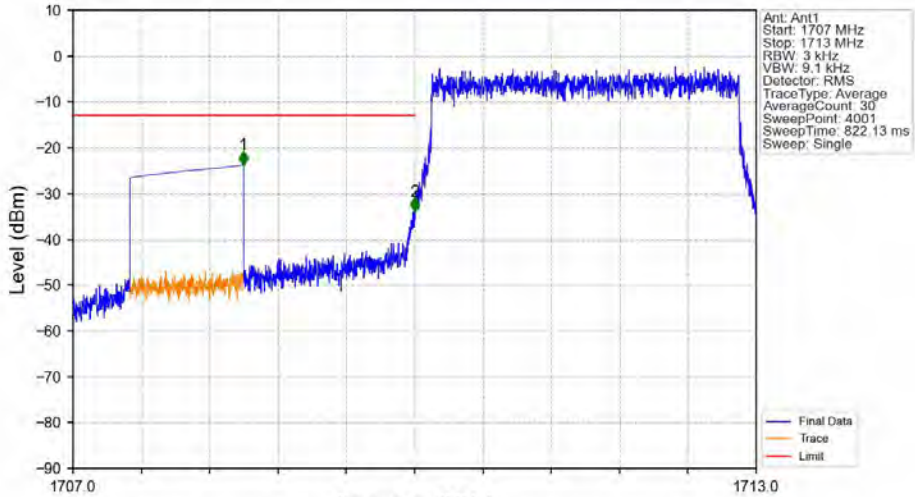
Band4\_3MHz\_QPSK\_HCH\_1753.5MHz\_RB\_1\_14\_NTNV



Band4\_3MHz\_QPSK\_HCH\_1753.5MHz\_RB\_15\_0\_NTNV

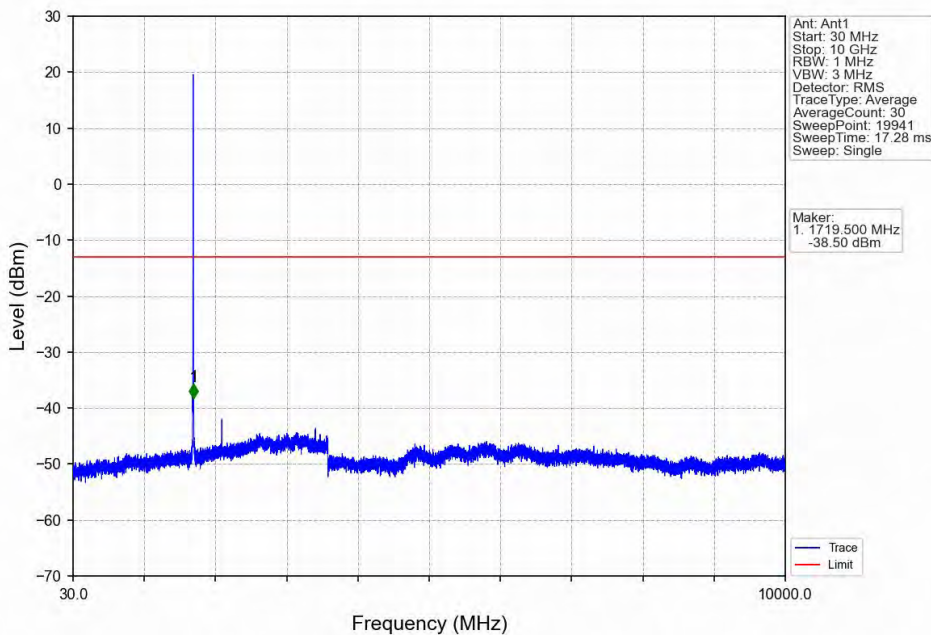


Band4\_3MHz\_16QAM\_LCH\_1711.5MHz\_RB\_1\_0\_NTNV



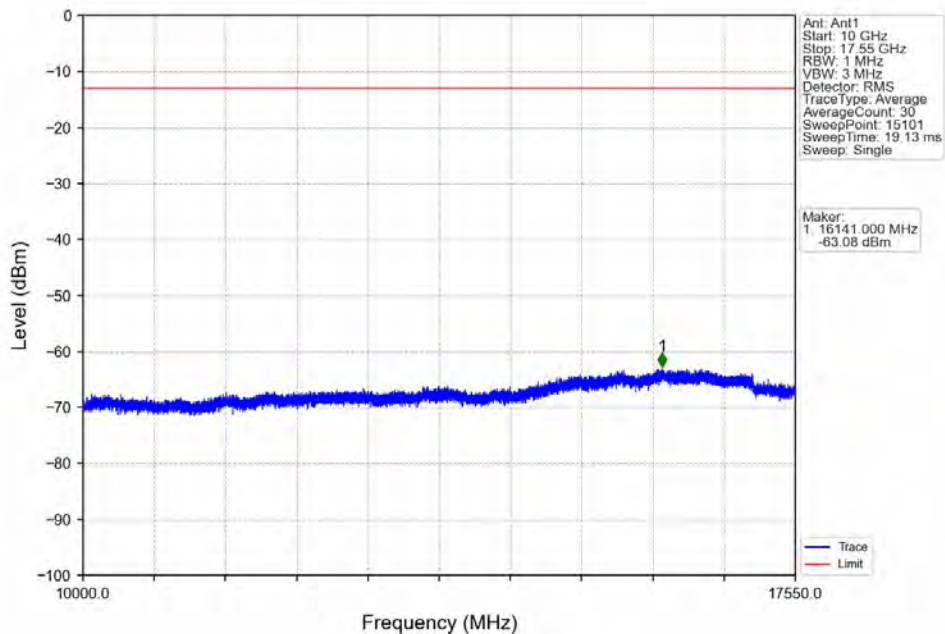
Start (MHz)	Stop (MHz)	RBW (MHz)	Method	Marker No	Freq (MHz)	Level (dBm)	Limit (dBm)	Result
1707	1709	1	CHP	1	1708.495	-23.77	-13	Pass
1709	1710	0.003	/	2	1710.000	-33.87	-13	Pass
1710	1713	0.003	/	/	/	/	/	/

Band4\_3MHz\_16QAM\_LCH\_1711.5MHz\_RB\_1\_0\_NTNV

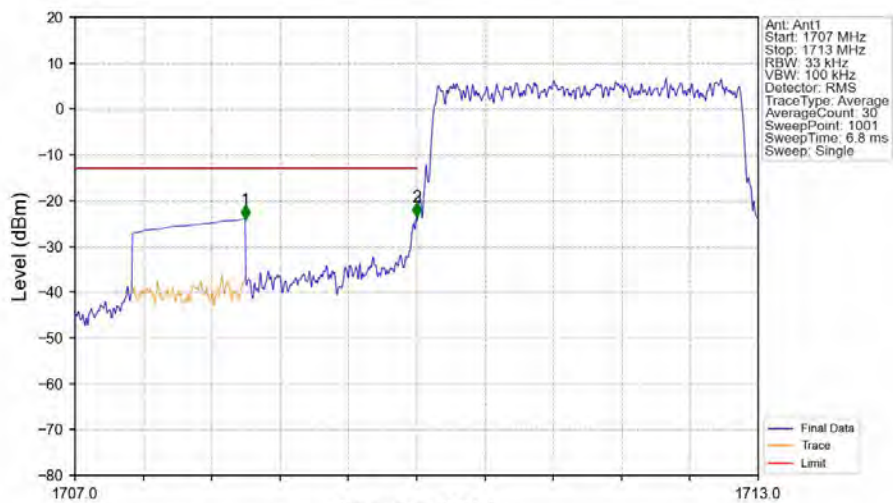




Band4\_3MHz\_16QAM\_LCH\_1711.5MHz\_RB\_1\_0\_NTNV



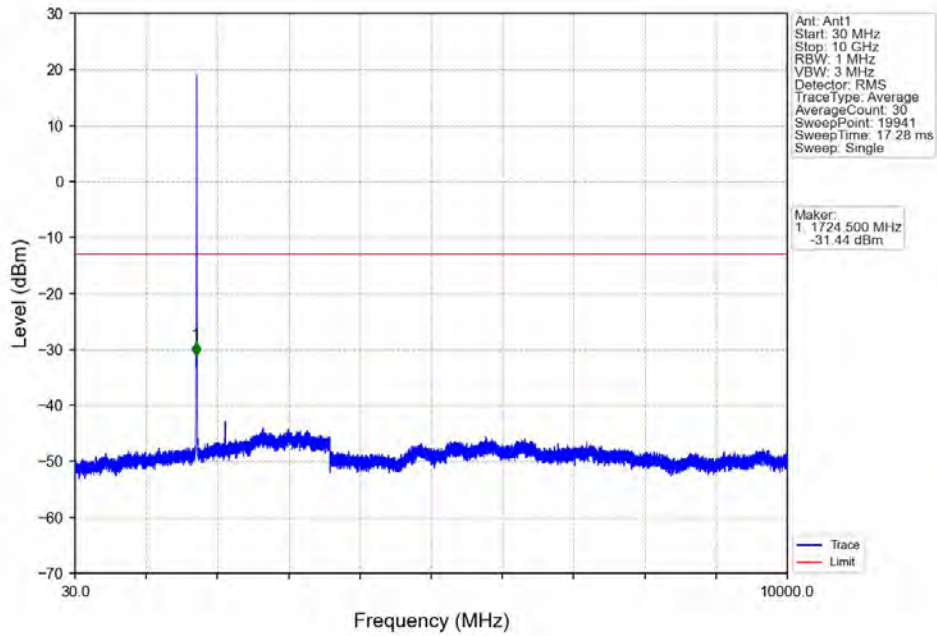
Band4\_3MHz\_16QAM\_LCH\_1711.5MHz\_RB\_15\_0\_NTNV



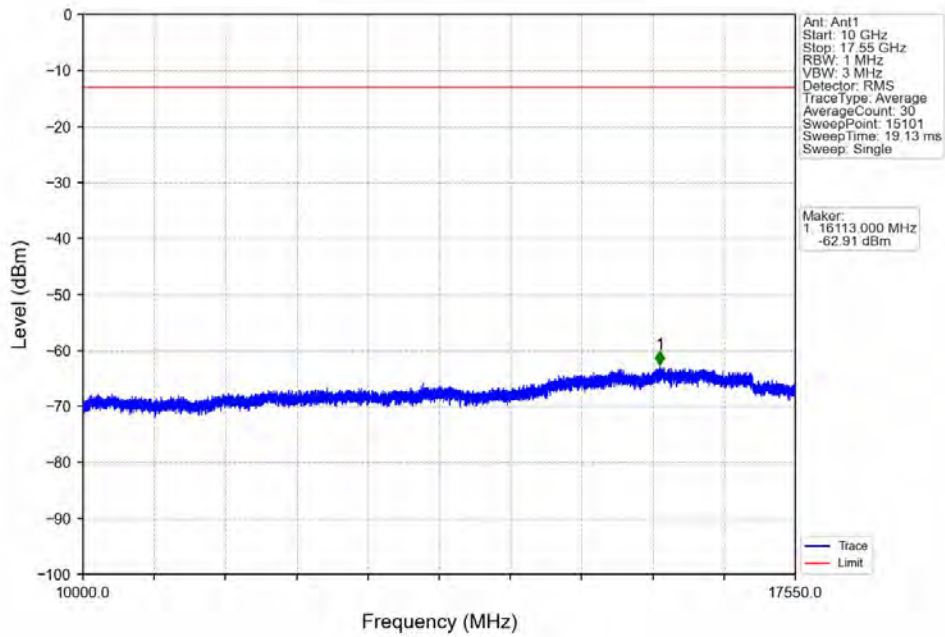
Start (MHz)	Stop (MHz)	RBW (MHz)	Method	Marker No	Freq (MHz)	Level (dBm)	Limit (dBm)	Result
1707	1709	1	CHP	1	1708.494	-24.05	-13	Pass
1709	1710	0.033	/	2	1710.000	-23.59	-13	Pass
1710	1713	0.033	/	/	/	/	/	/



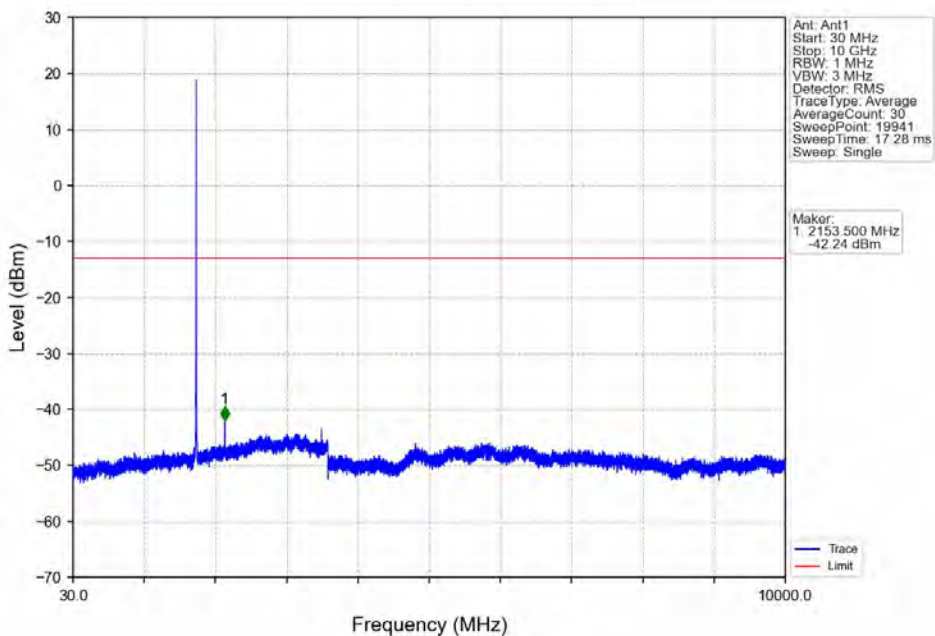
Band4\_3MHz\_16QAM\_MCH\_1732.5MHz\_RB\_1\_0\_NTNV



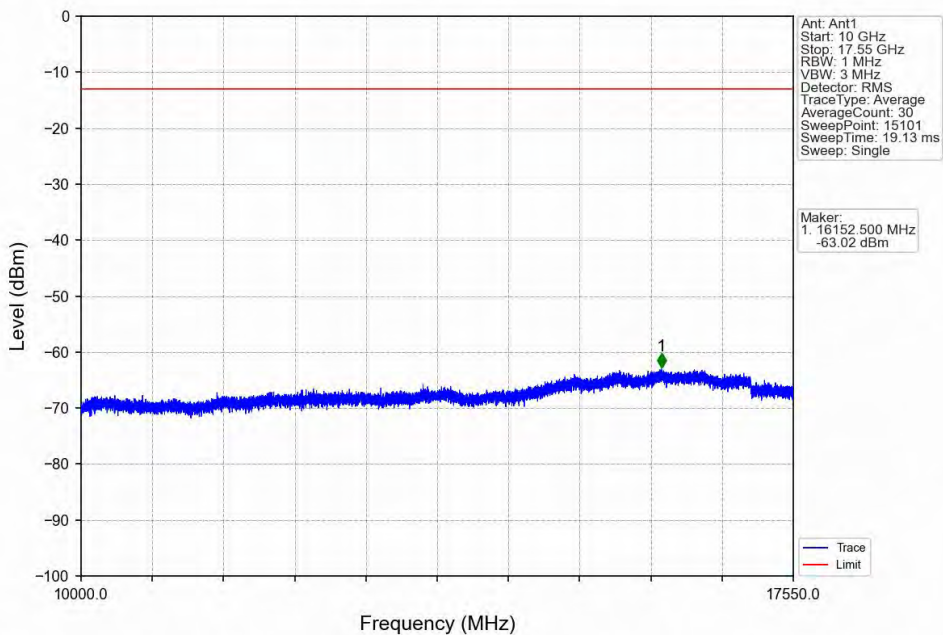
Band4\_3MHz\_16QAM\_MCH\_1732.5MHz\_RB\_1\_0\_NTNV



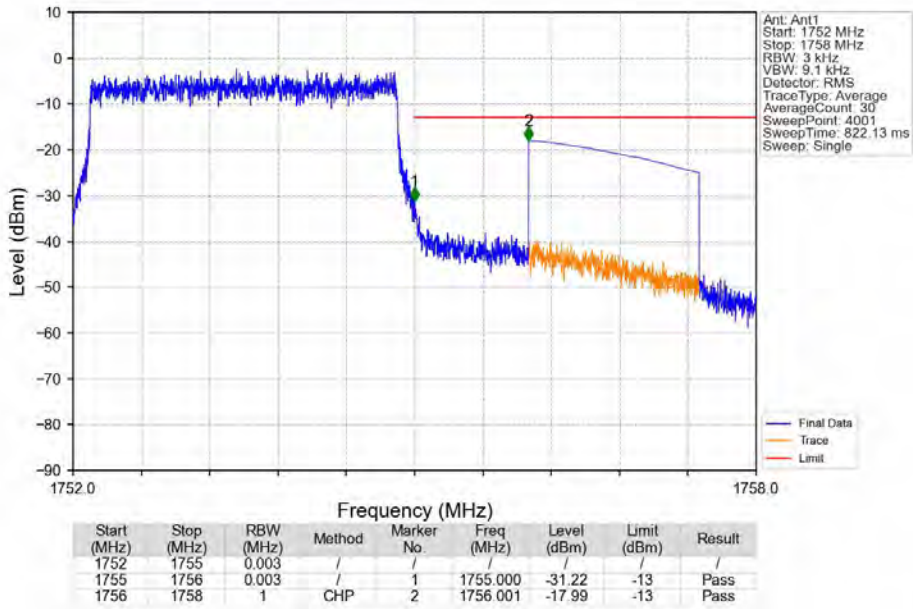
Band4\_3MHz\_16QAM\_HCH\_1753.5MHz\_RB\_1\_0\_NTNV



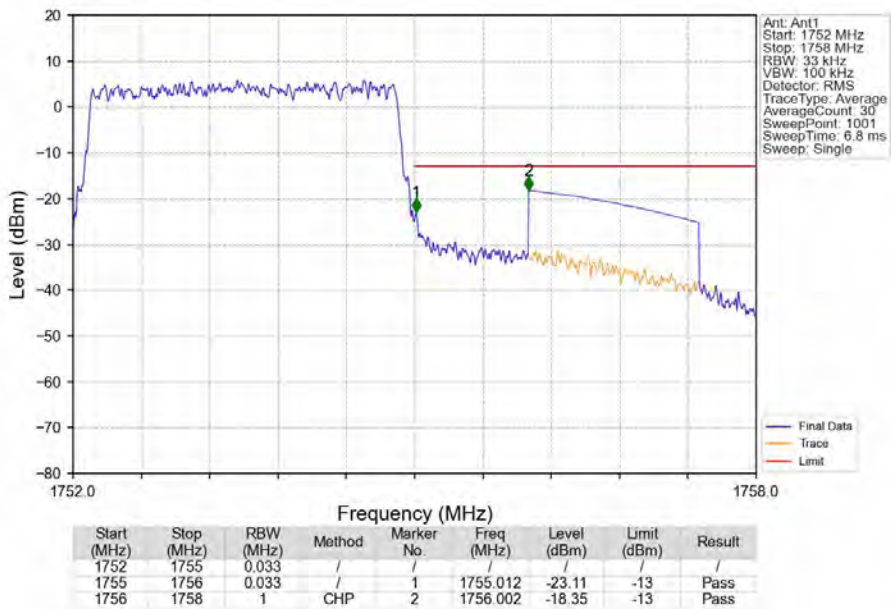
Band4\_3MHz\_16QAM\_HCH\_1753.5MHz\_RB\_1\_0\_NTNV



Band4\_3MHz\_16QAM\_HCH\_1753.5MHz\_RB\_1\_14\_NTNV



Band4\_3MHz\_16QAM\_HCH\_1753.5MHz\_RB\_15\_0\_NTNV

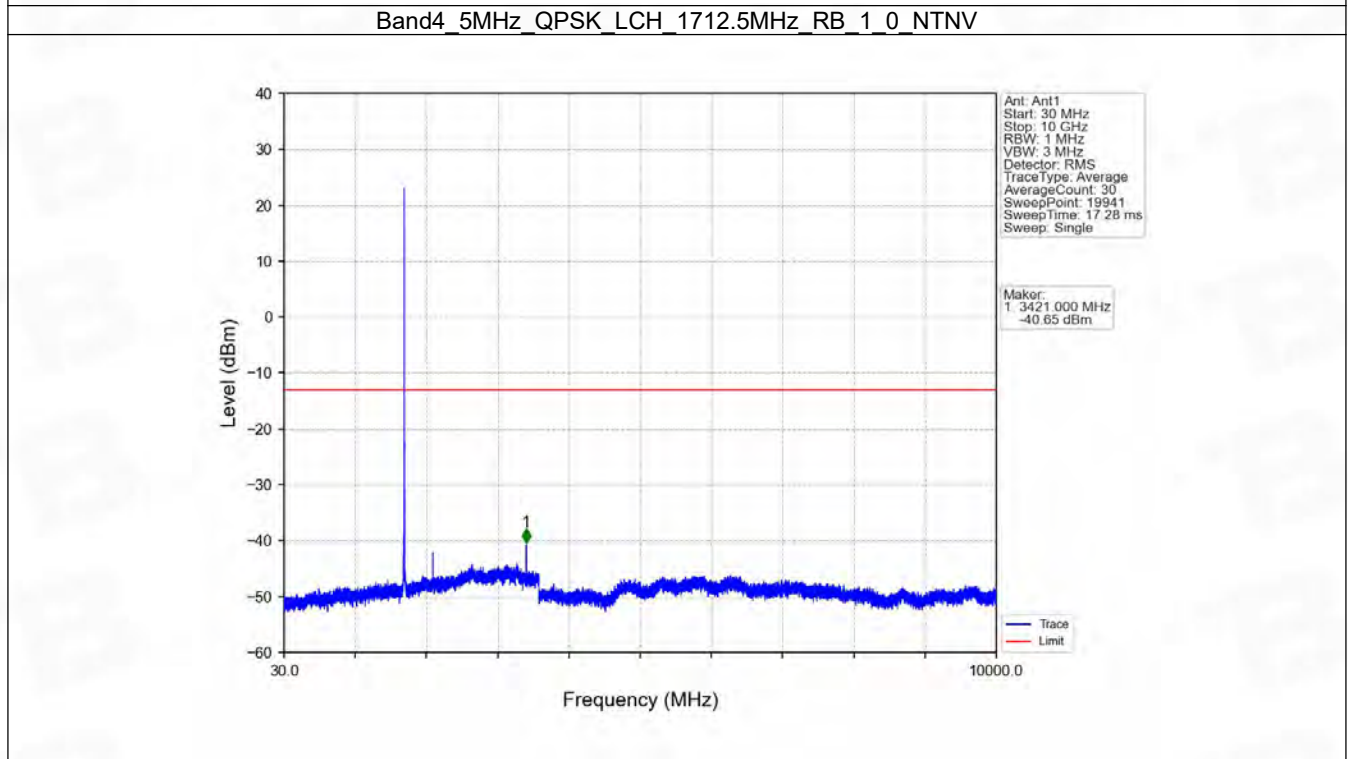
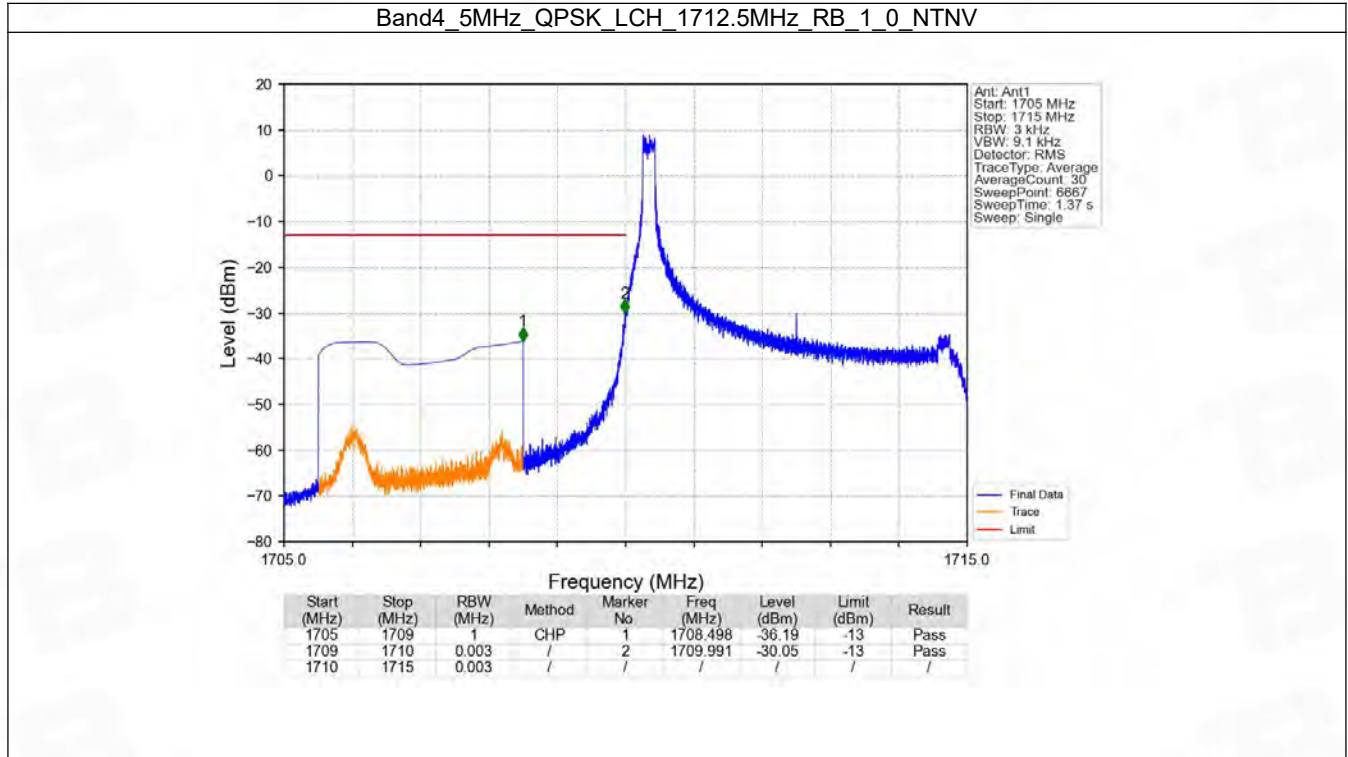


### 6.3 B4\_5MHz

#### 6.3.1 Test Result

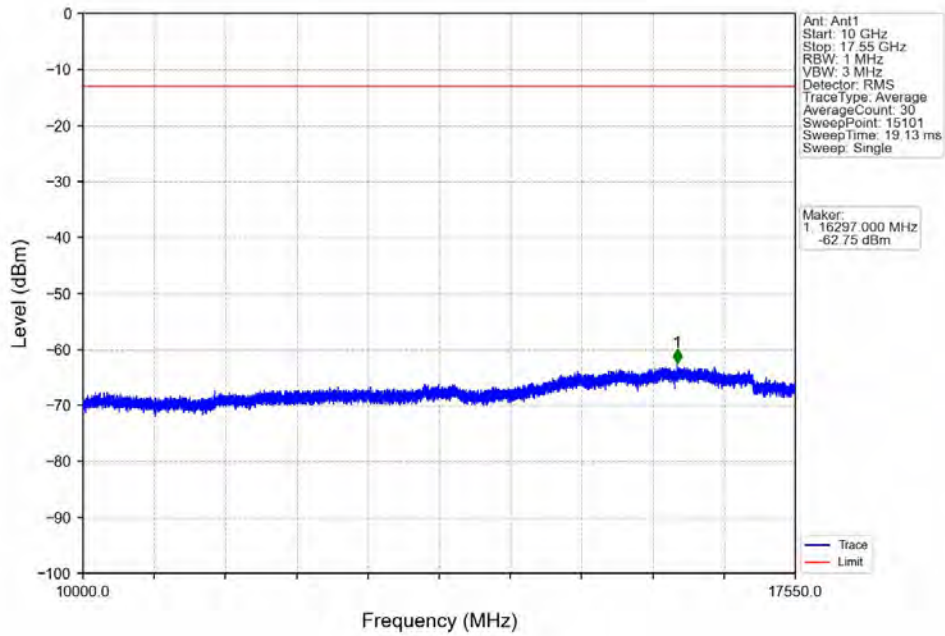
Band: 4 / Bandwidth: 5MHz / NTNV						
Modulation	Frequency (MHz)	RB Allocation		Spurious Emission		Verdict
		Size	Offset	Result	Limit	
QPSK	1712.5	1	0	Refer To Test Graph		Pass
		25	0	Refer To Test Graph		Pass
	1732.5	1	0	Refer To Test Graph		Pass
		1	0	Refer To Test Graph		Pass
			24	Refer To Test Graph		Pass
		25	0	Refer To Test Graph		Pass
16QAM	1712.5	1	0	Refer To Test Graph		Pass
		25	0	Refer To Test Graph		Pass
	1732.5	1	0	Refer To Test Graph		Pass
		1	0	Refer To Test Graph		Pass
	24		Refer To Test Graph		Pass	
		25	0	Refer To Test Graph		Pass

6.3.2 Test Graph

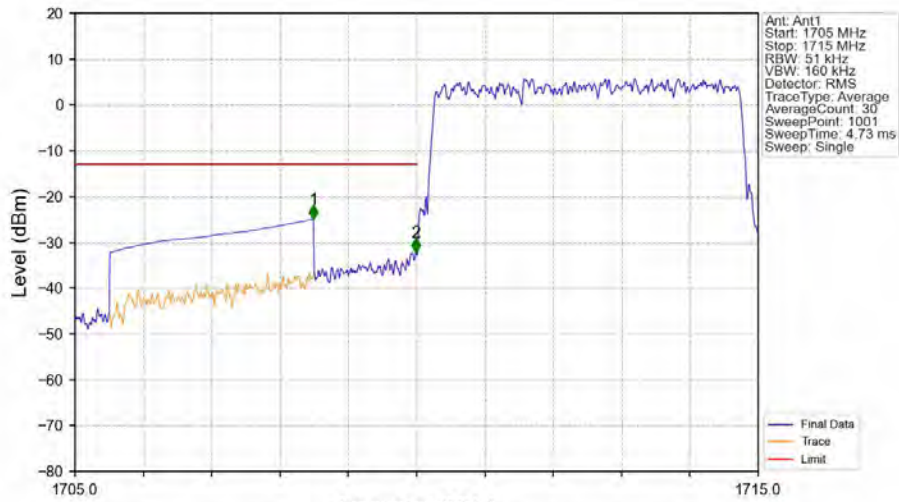




Band4\_5MHz\_QPSK\_LCH\_1712.5MHz\_RB\_1\_0\_NTNV

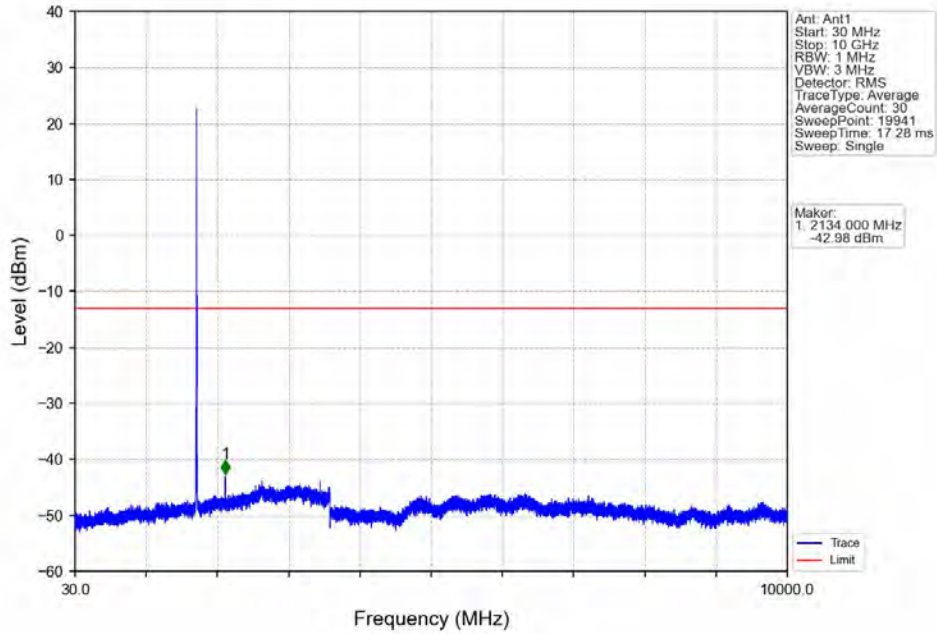


Band4\_5MHz\_QPSK\_LCH\_1712.5MHz\_RB\_25\_0\_NTNV

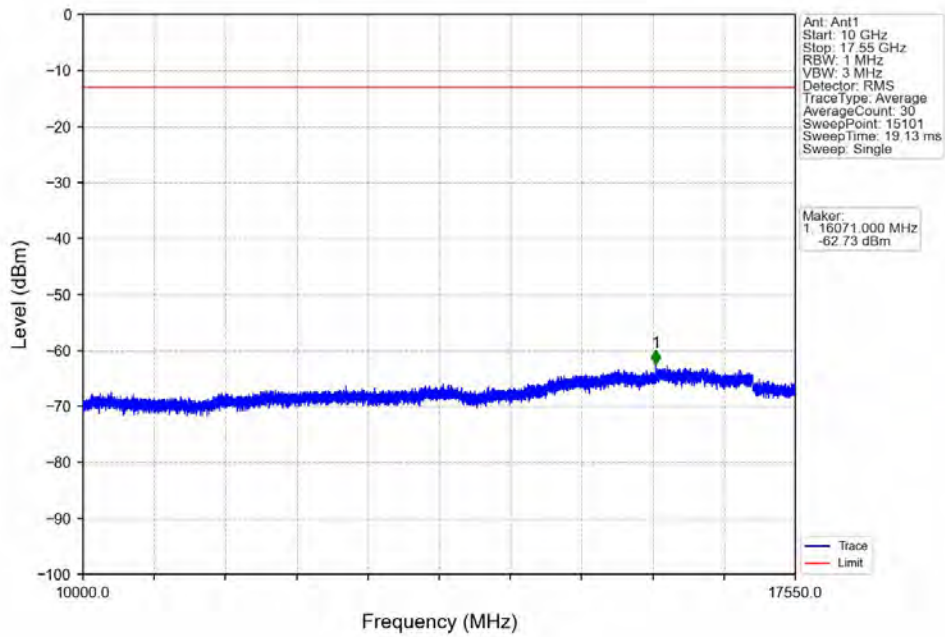


Start (MHz)	Stop (MHz)	RBW (MHz)	Method	Marker No.	Freq (MHz)	Level (dBm)	Limit (dBm)	Result
1705	1709	1	CHP	1	1708.490	-24.94	-13	Pass
1709	1710	0.051	/	2	1709.990	-32.26	-13	Pass
1710	1715	0.051	/	/	/	/	/	/

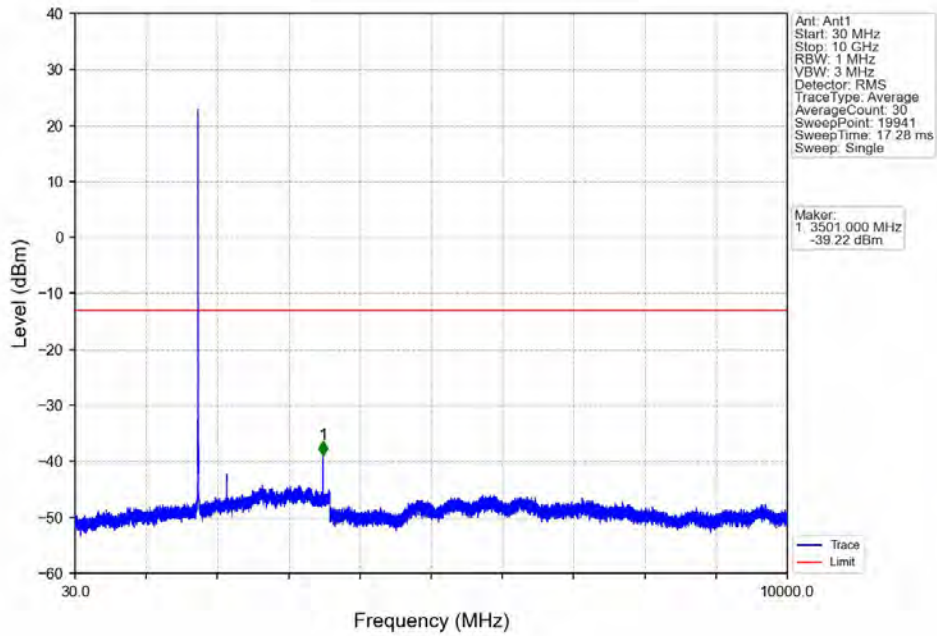
Band4\_5MHz\_QPSK\_MCH\_1732.5MHz\_RB\_1\_0\_NTNV



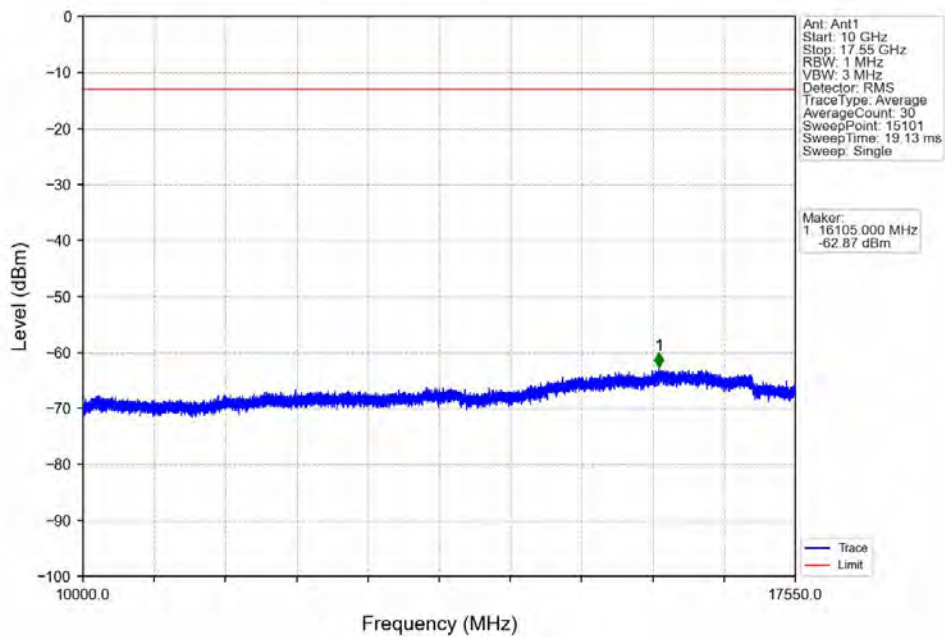
Band4\_5MHz\_QPSK\_MCH\_1732.5MHz\_RB\_1\_0\_NTNV



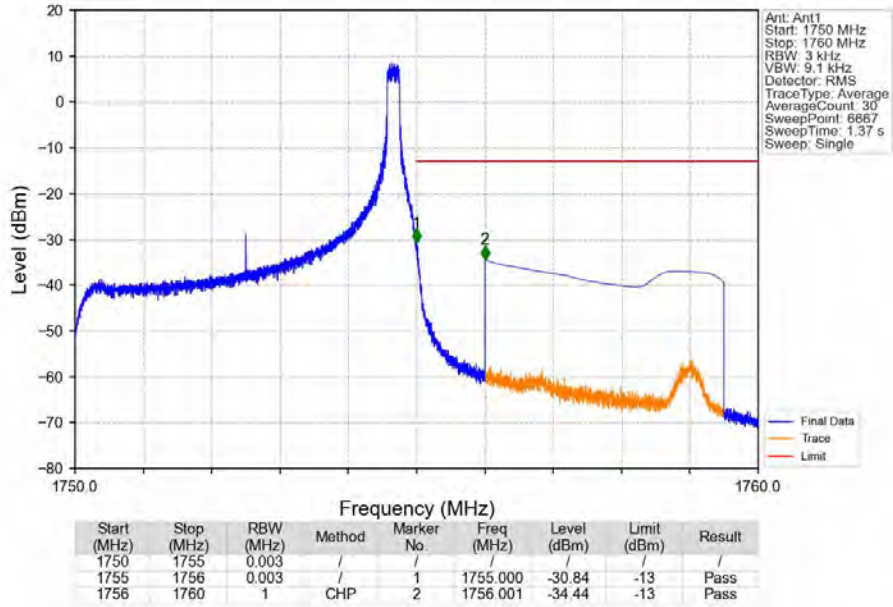
Band4\_5MHz\_QPSK\_HCH\_1752.5MHz\_RB\_1\_0\_NTNV



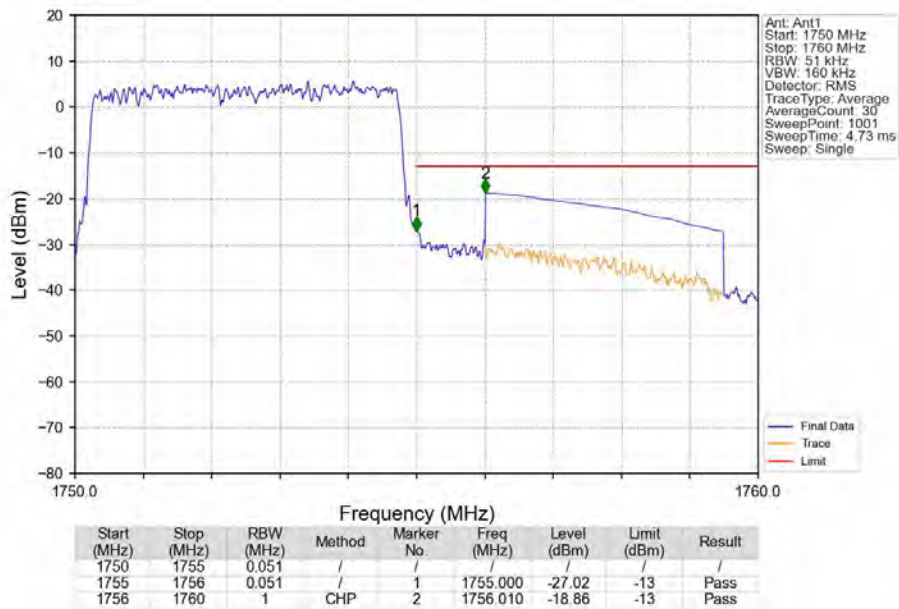
Band4\_5MHz\_QPSK\_HCH\_1752.5MHz\_RB\_1\_0\_NTNV



Band4\_5MHz\_QPSK\_HCH\_1752.5MHz\_RB\_1\_24\_NTNV

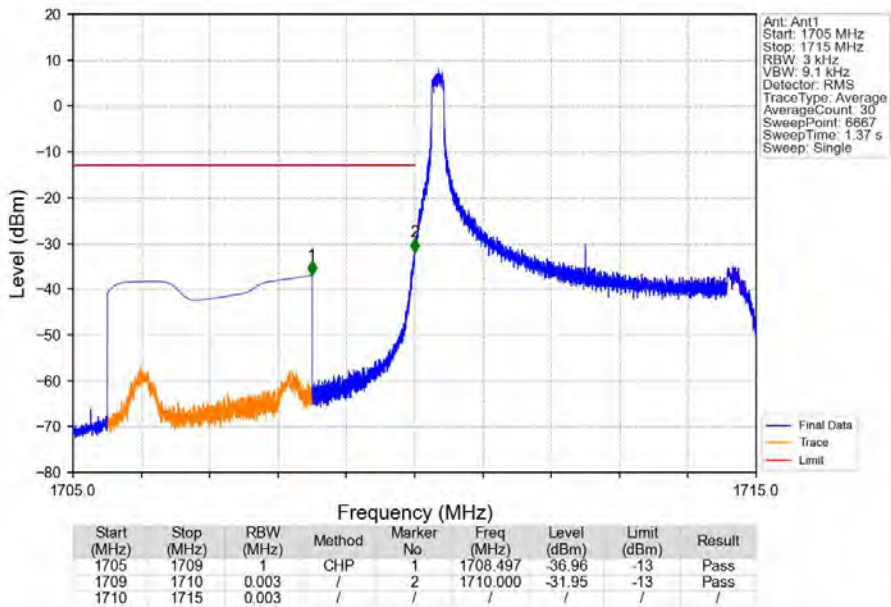


Band4\_5MHz\_QPSK\_HCH\_1752.5MHz\_RB\_25\_0\_NTNV

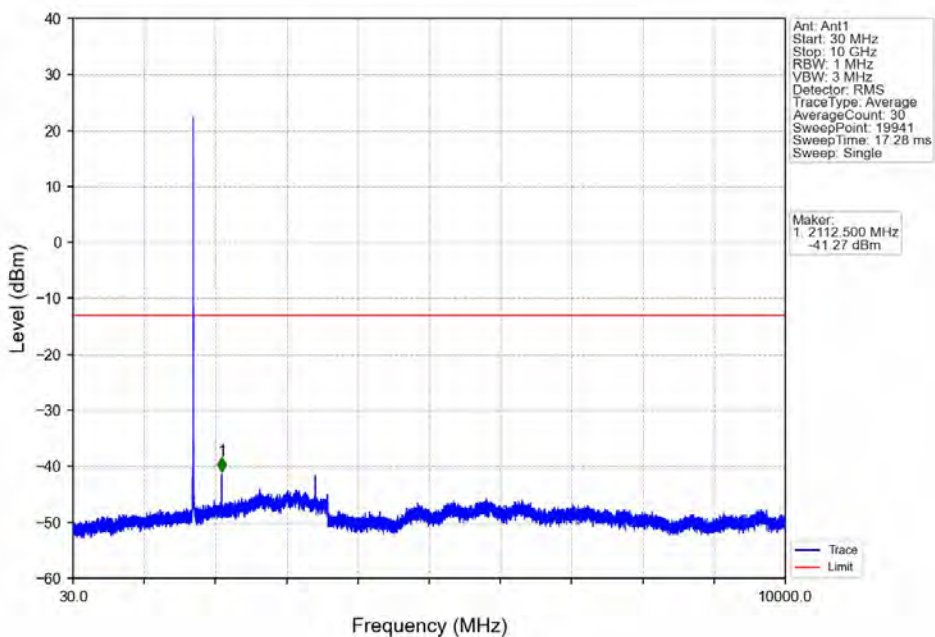




Band4\_5MHz\_16QAM\_LCH\_1712.5MHz\_RB\_1\_0\_NTNV

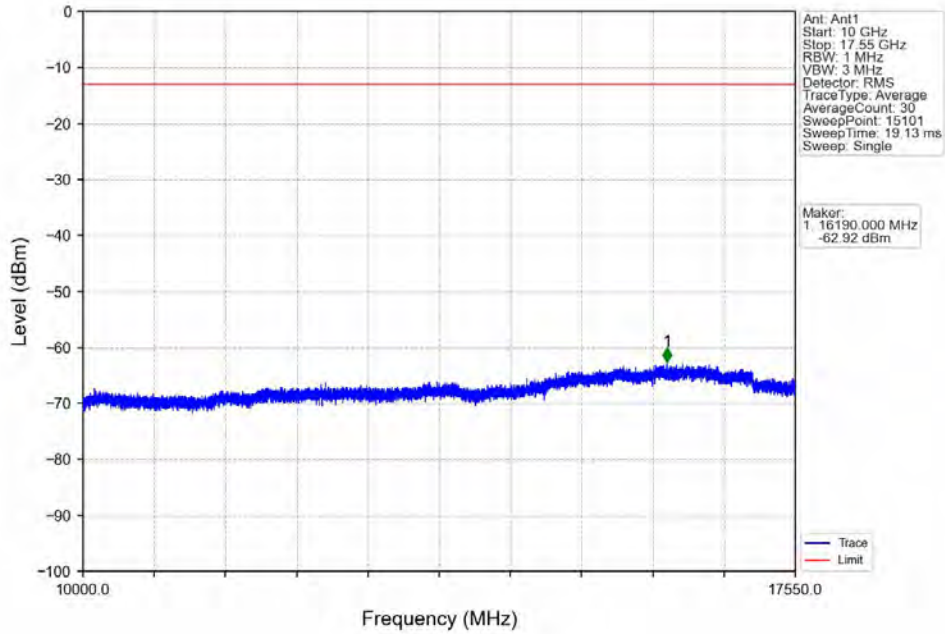


Band4\_5MHz\_16QAM\_LCH\_1712.5MHz\_RB\_1\_0\_NTNV

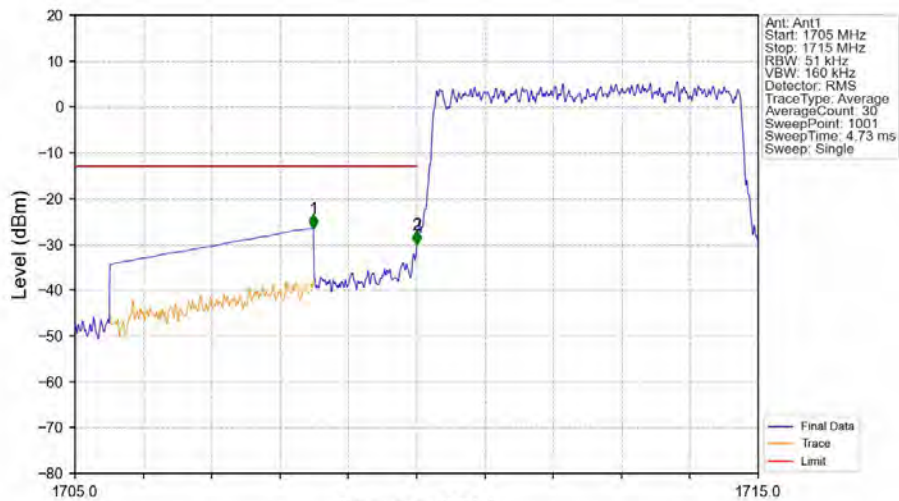




Band4\_5MHz\_16QAM\_LCH\_1712.5MHz\_RB\_1\_0\_NTNV

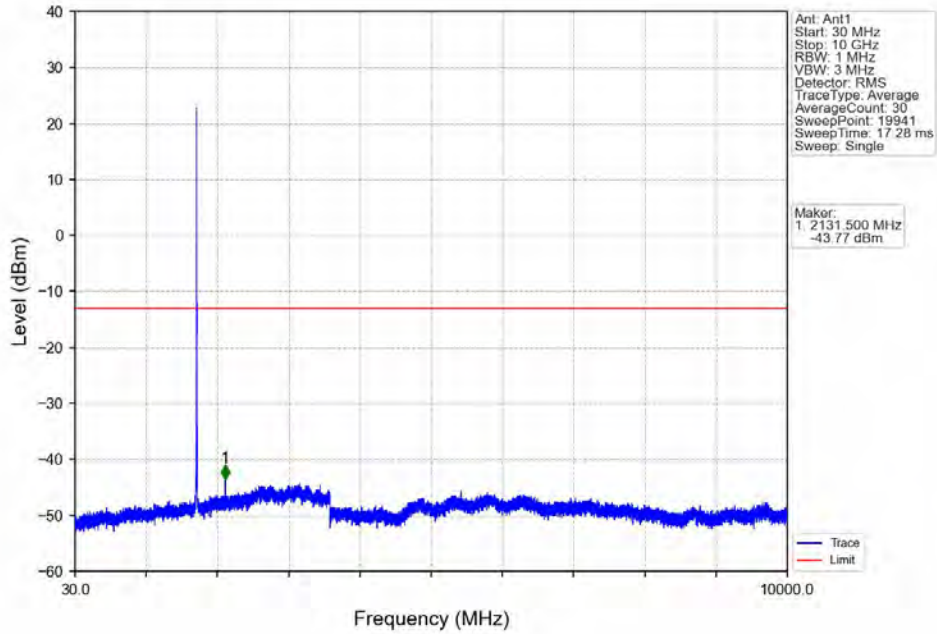


Band4\_5MHz\_16QAM\_LCH\_1712.5MHz\_RB\_25\_0\_NTNV

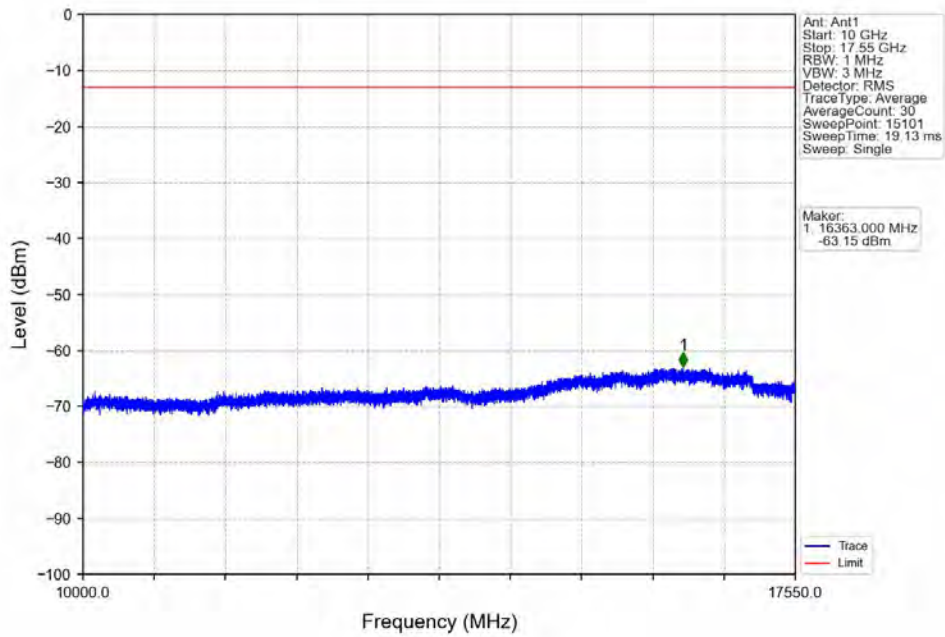


Start (MHz)	Stop (MHz)	RBW (MHz)	Method	Marker No.	Freq (MHz)	Level (dBm)	Limit (dBm)	Result
1705	1709	1	CHP	1	1708.490	-26.52	-13	Pass
1709	1710	0.051	/	2	1710.000	-30.16	-13	Pass
1710	1715	0.051	/	/	/	/	/	/

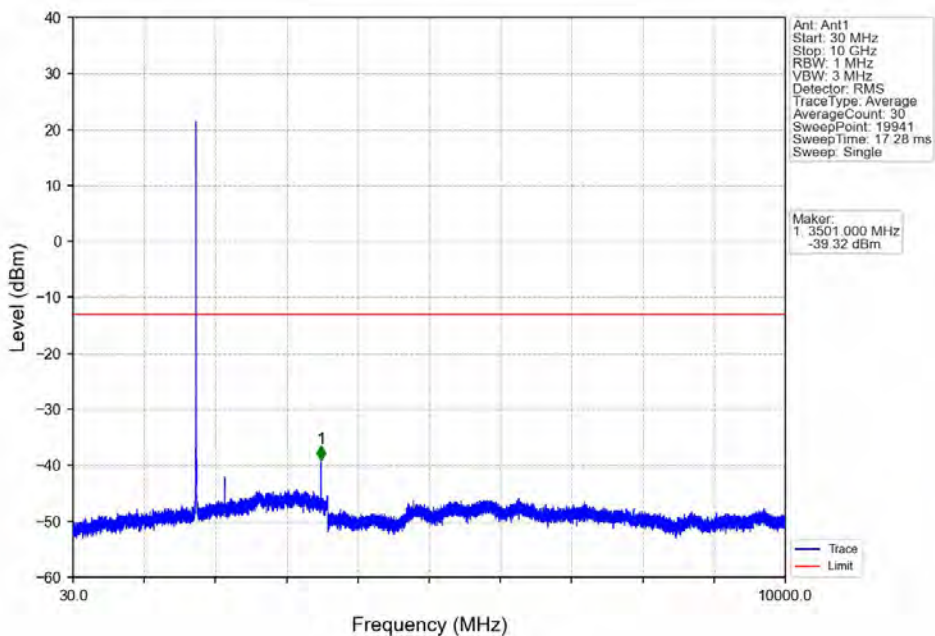
Band4\_5MHz\_16QAM\_MCH\_1732.5MHz\_RB\_1\_0\_NTNV



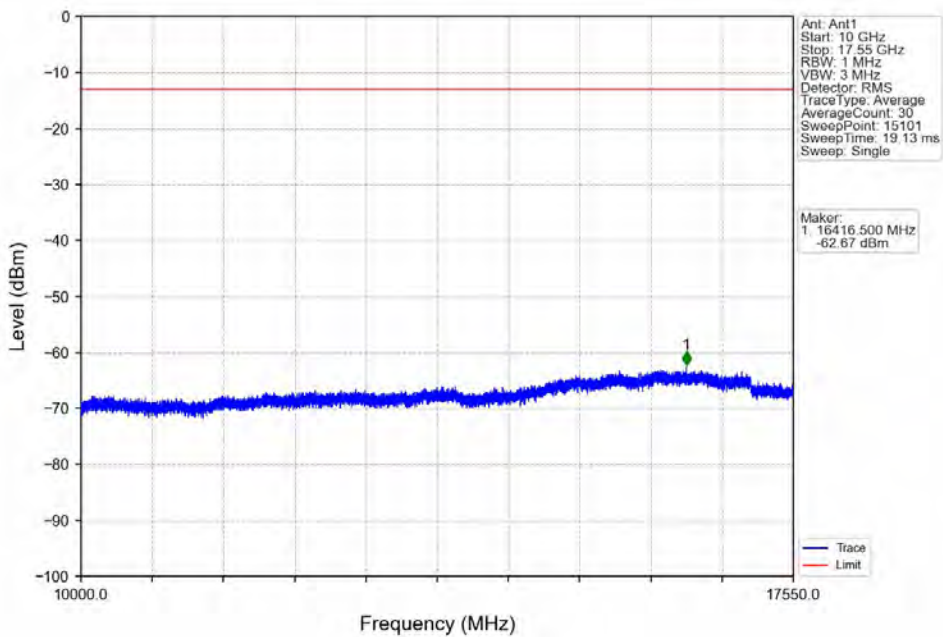
Band4\_5MHz\_16QAM\_MCH\_1732.5MHz\_RB\_1\_0\_NTNV



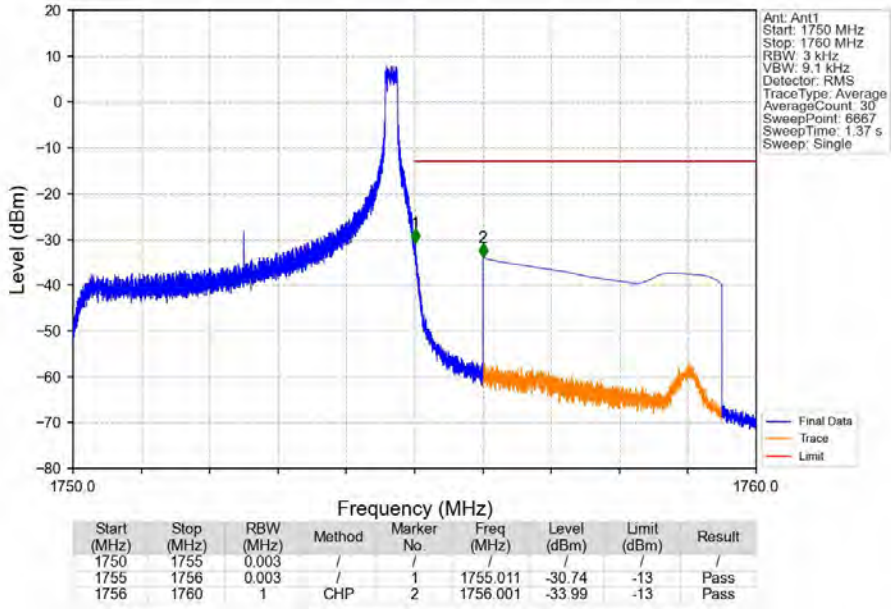
Band4\_5MHz\_16QAM\_HCH\_1752.5MHz\_RB\_1\_0\_NTNV



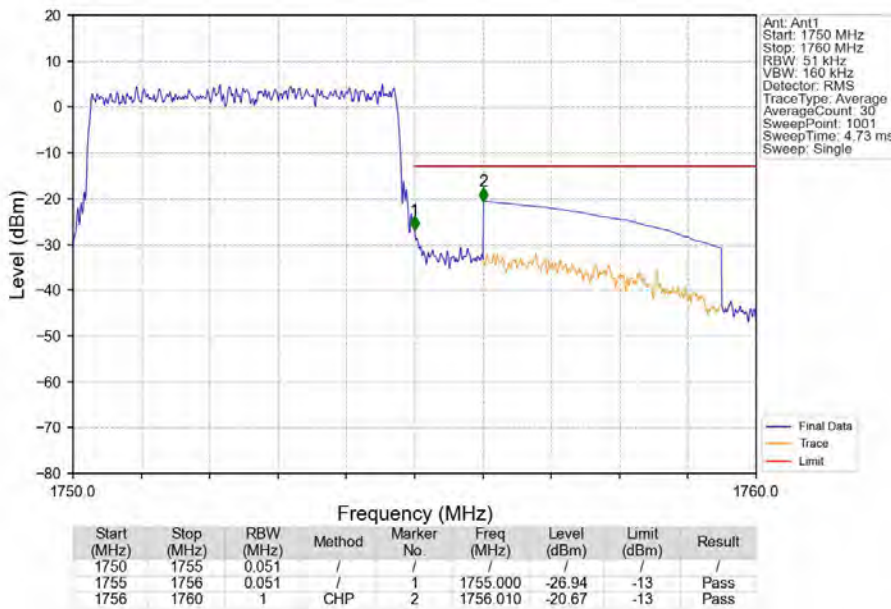
Band4\_5MHz\_16QAM\_HCH\_1752.5MHz\_RB\_1\_0\_NTNV



Band4\_5MHz\_16QAM\_HCH\_1752.5MHz\_RB\_1\_24\_NTNV



Band4\_5MHz\_16QAM\_HCH\_1752.5MHz\_RB\_25\_0\_NTNV



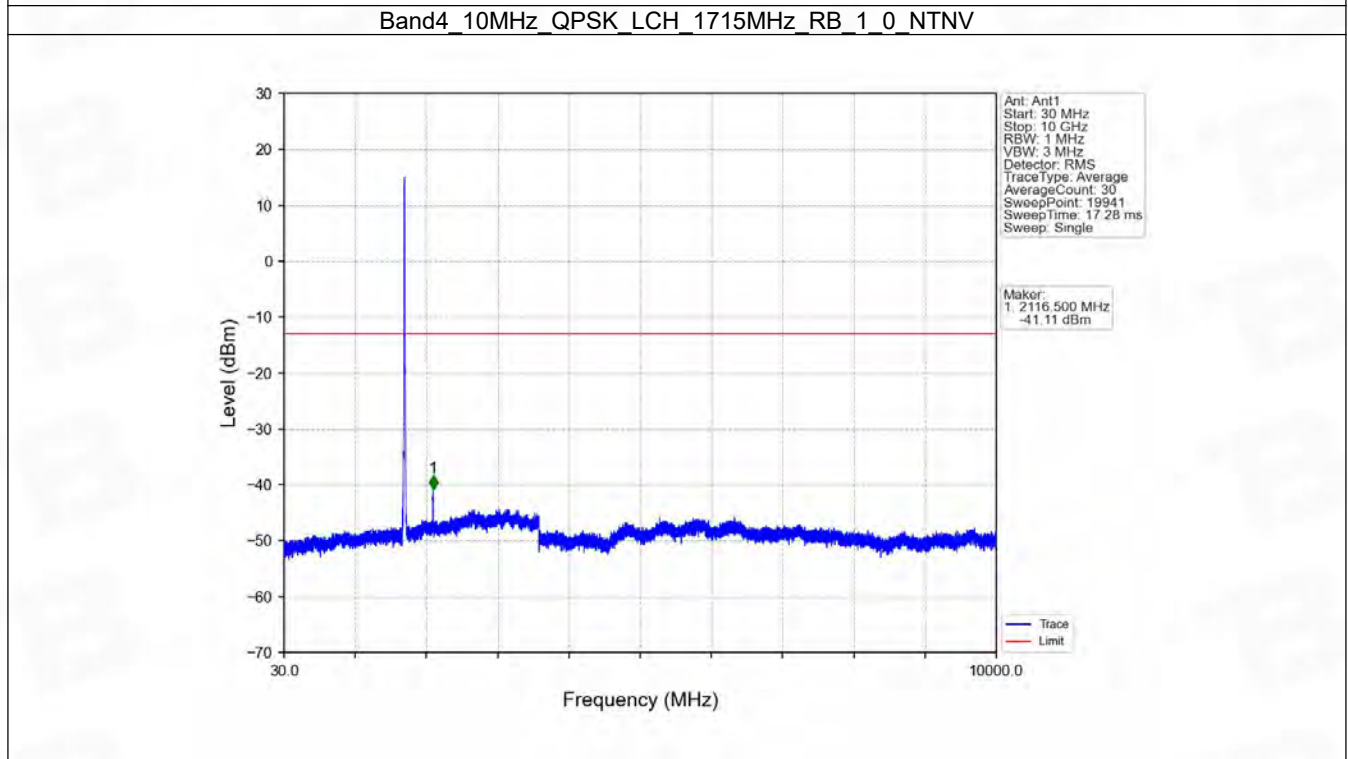
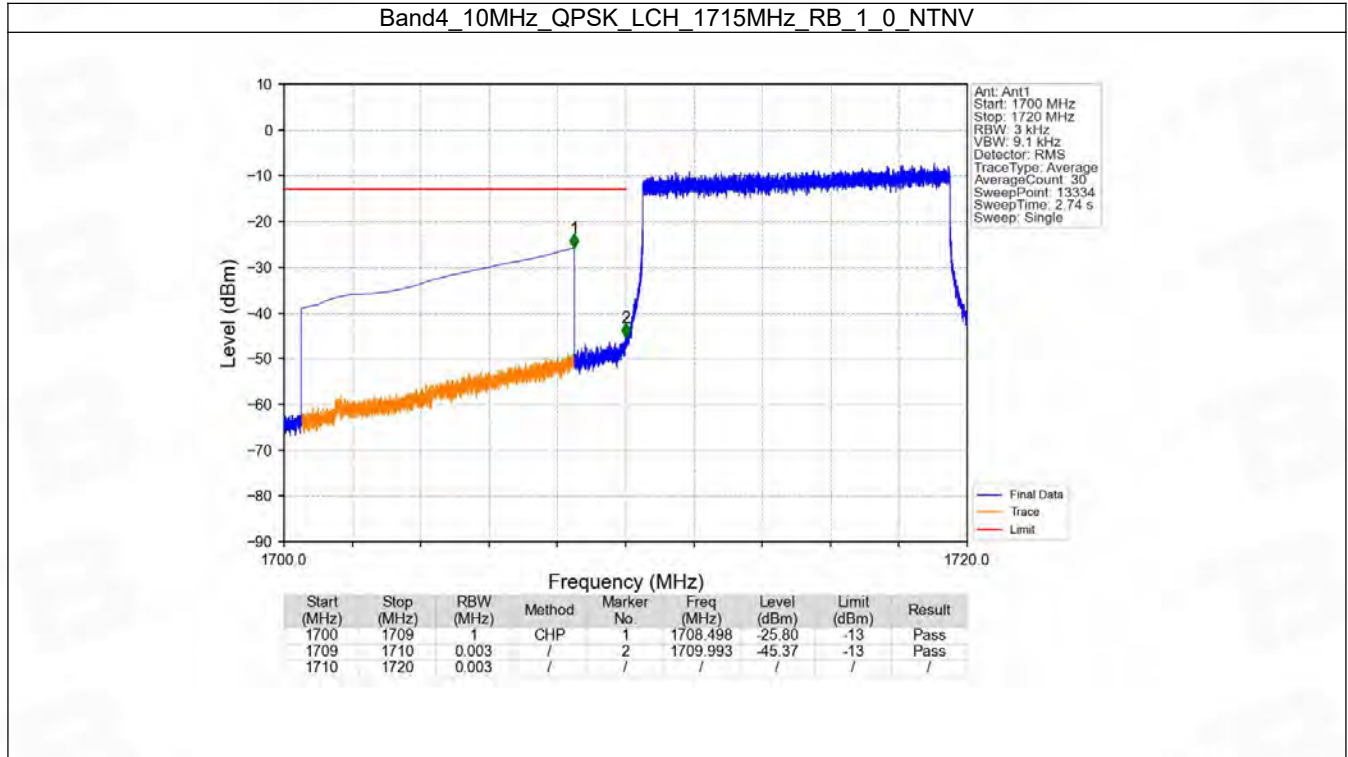
## 6.4 B4\_10MHz

### 6.4.1 Test Result

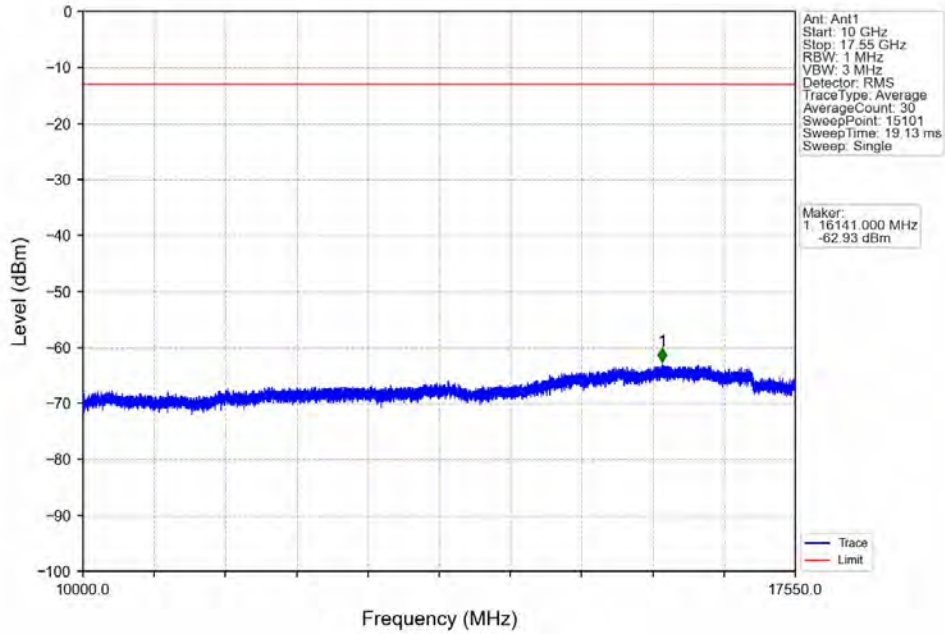
Band: 4 / Bandwidth: 10MHz / NTV						
Modulation	Frequency (MHz)	RB Allocation		Spurious Emission		Verdict
		Size	Offset	Result	Limit	
QPSK	1715	1	0	Refer To Test Graph		Pass
		50	0	Refer To Test Graph		Pass
	1732.5	1	0	Refer To Test Graph		Pass
		1	0	Refer To Test Graph		Pass
			49	Refer To Test Graph		Pass
		50	0	Refer To Test Graph		Pass
16QAM	1715	1	0	Refer To Test Graph		Pass
		50	0	Refer To Test Graph		Pass
	1732.5	1	0	Refer To Test Graph		Pass
		1	0	Refer To Test Graph		Pass
	49		Refer To Test Graph		Pass	
		50	0	Refer To Test Graph		Pass



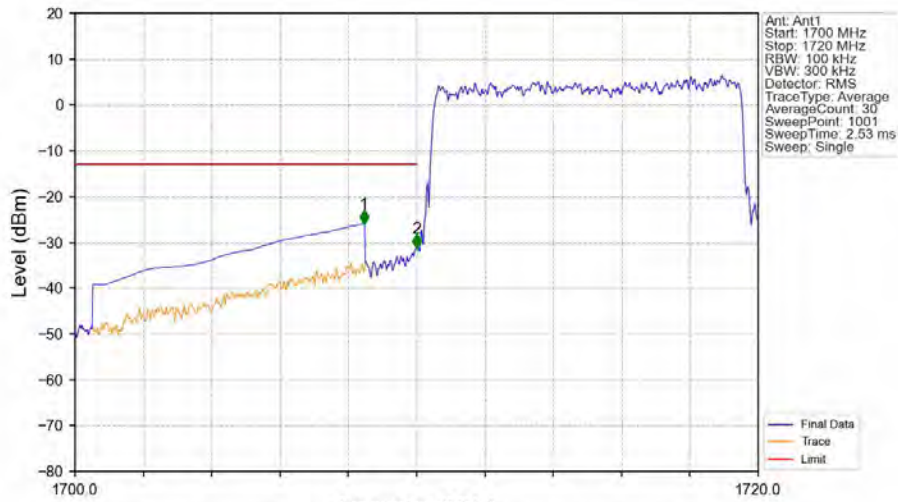
6.4.2 Test Graph



Band4\_10MHz\_QPSK\_LCH\_1715MHz\_RB\_1\_0\_NTNV

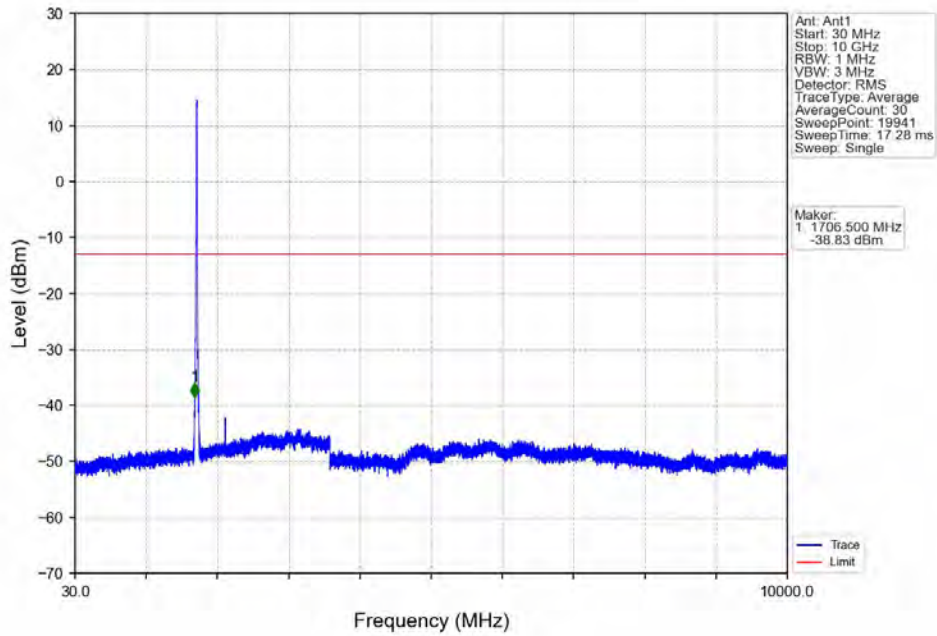


Band4\_10MHz\_QPSK\_LCH\_1715MHz\_RB\_50\_0\_NTNV

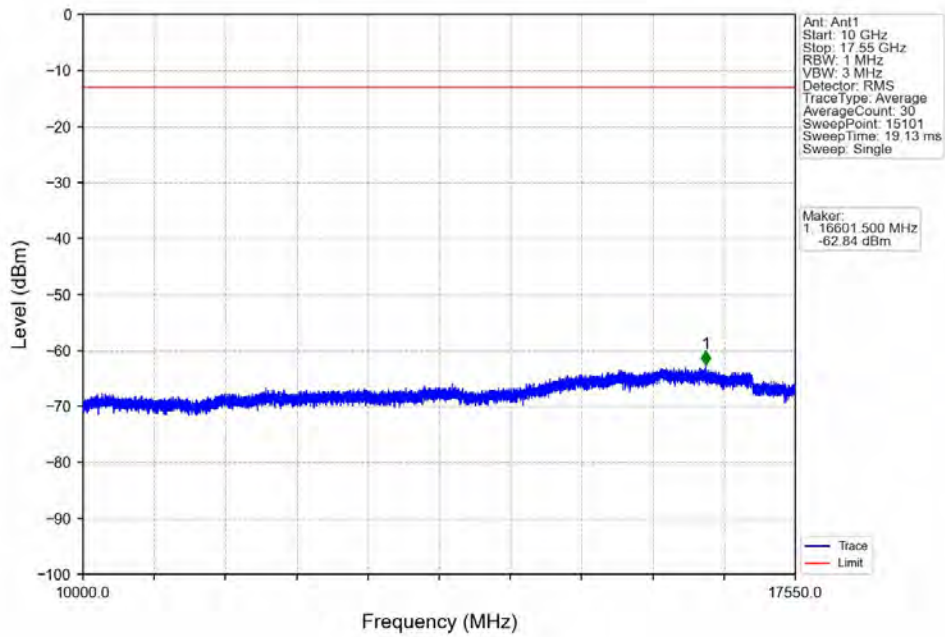


Start (MHz)	Stop (MHz)	RBW (MHz)	Method	Marker No.	Freq (MHz)	Level (dBm)	Limit (dBm)	Result
1700	1709	1	CHP	1	1708.460	-26.03	-13	Pass
1709	1710	0.1	/	2	1710.000	-31.35	-13	Pass
1710	1720	0.1	/	/	/	/	/	/

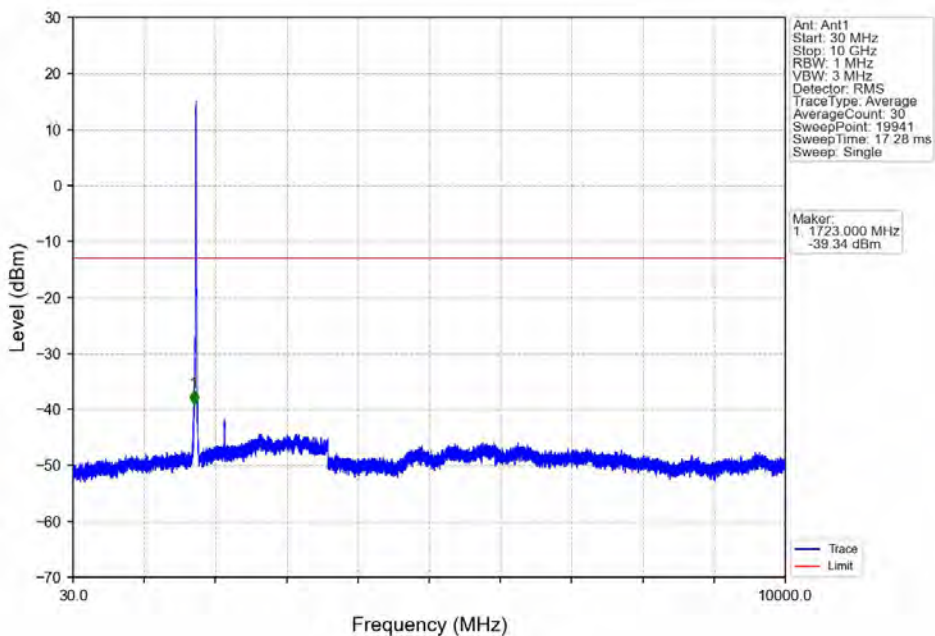
Band4\_10MHz\_QPSK\_MCH\_1732.5MHz\_RB\_1\_0\_NTNV



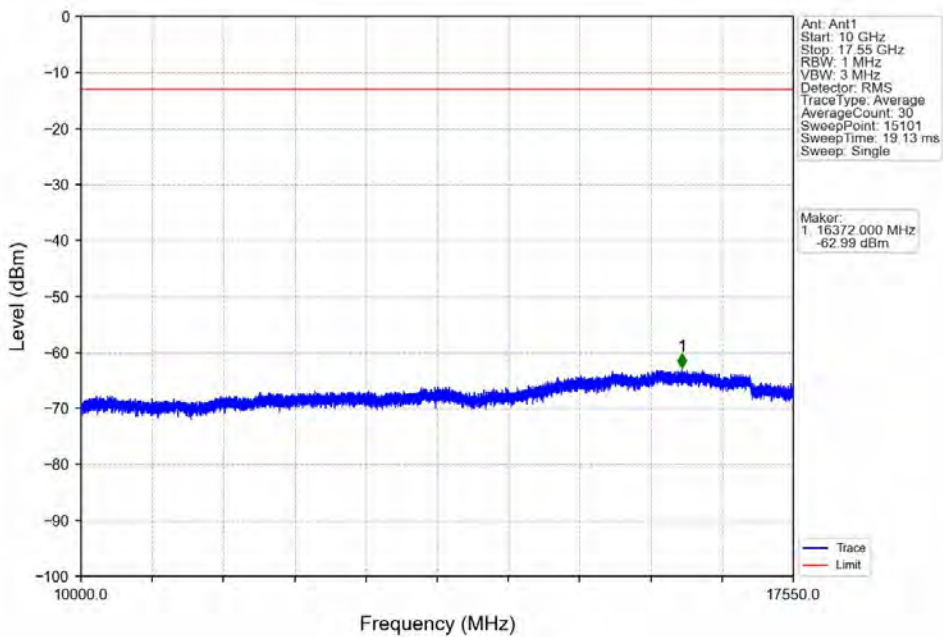
Band4\_10MHz\_QPSK\_MCH\_1732.5MHz\_RB\_1\_0\_NTNV



Band4\_10MHz\_QPSK\_HCH\_1750MHz\_RB\_1\_0\_NTNV

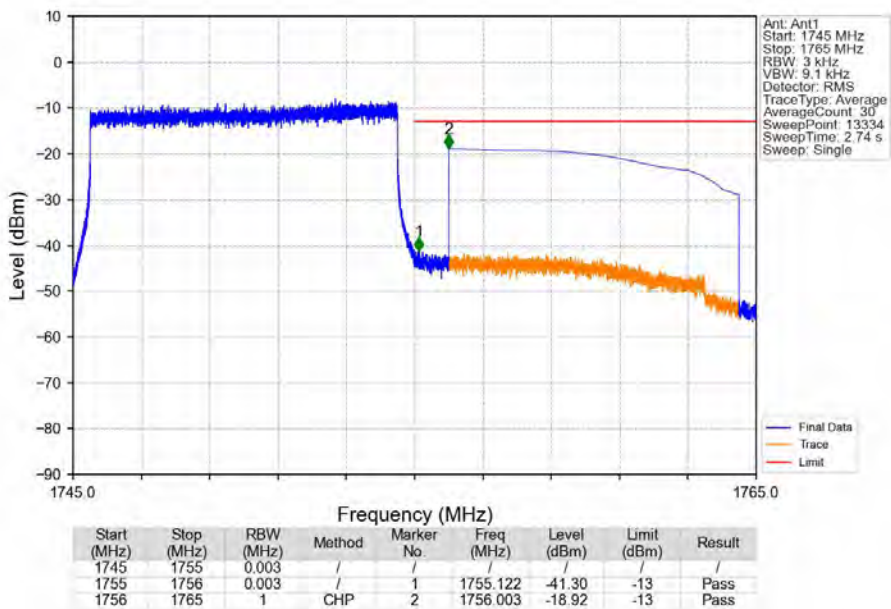


Band4\_10MHz\_QPSK\_HCH\_1750MHz\_RB\_1\_0\_NTNV

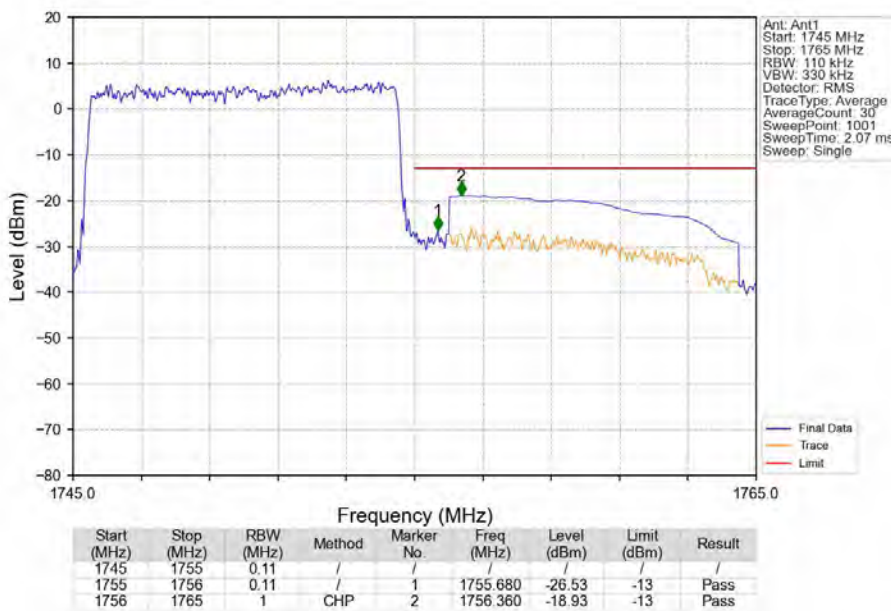




Band4\_10MHz\_QPSK\_HCH\_1750MHz\_RB\_1\_49\_NTNV

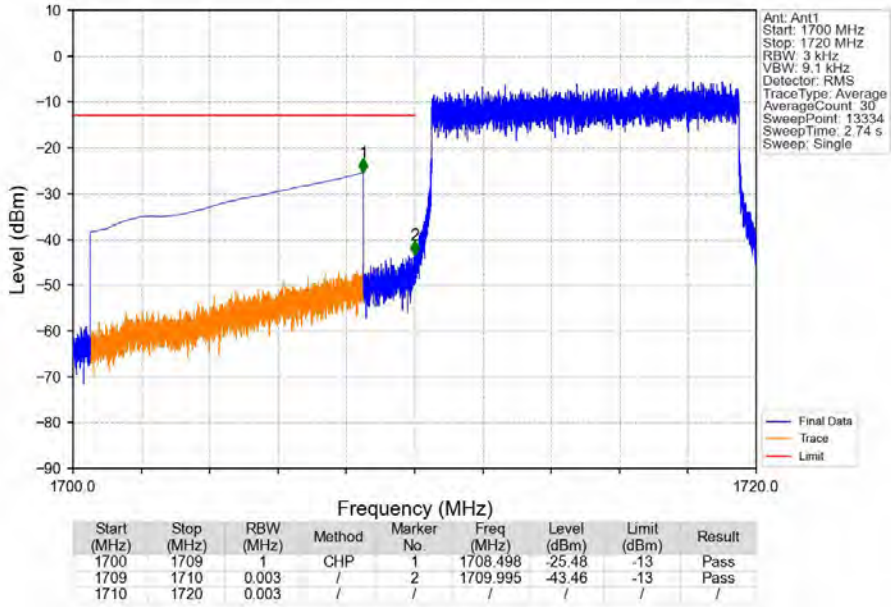


Band4\_10MHz\_QPSK\_HCH\_1750MHz\_RB\_50\_0\_NTNV

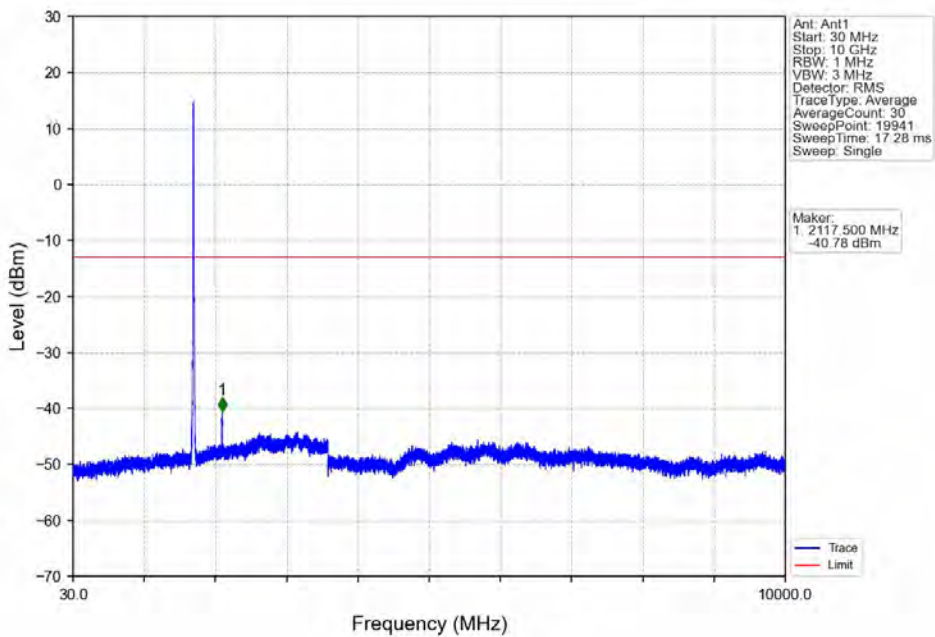




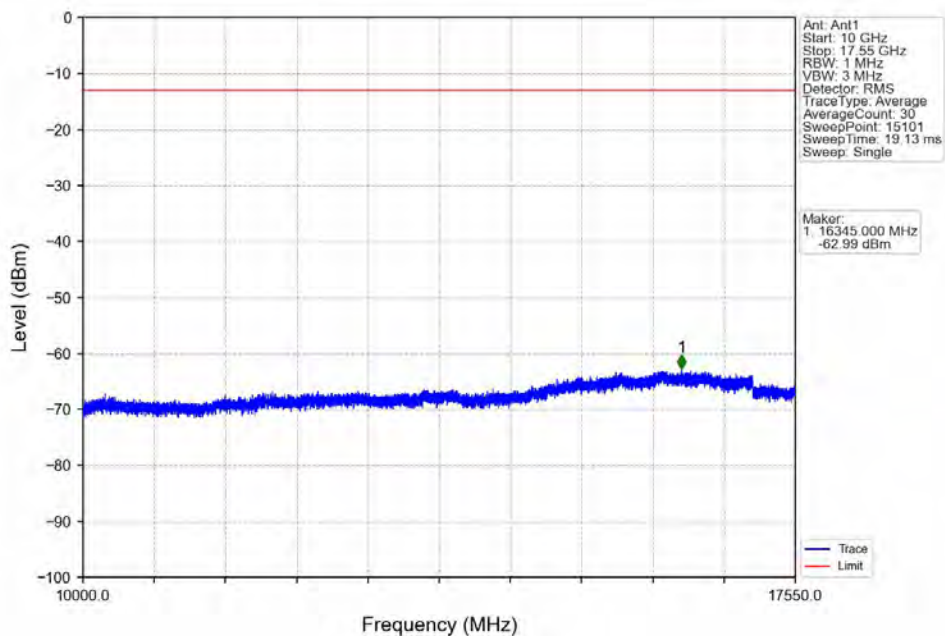
Band4\_10MHz\_16QAM\_LCH\_1715MHz\_RB\_1\_0\_NTNV



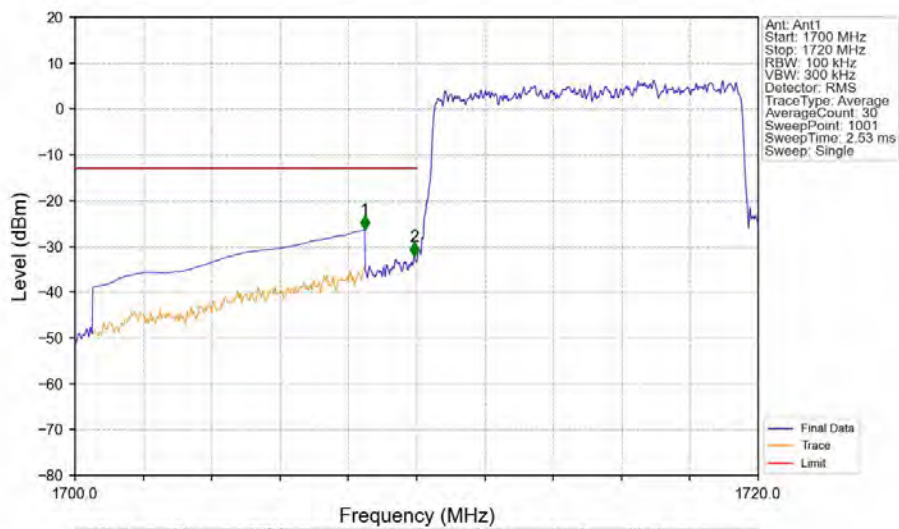
Band4\_10MHz\_16QAM\_LCH\_1715MHz\_RB\_1\_0\_NTNV



Band4\_10MHz\_16QAM\_LCH\_1715MHz\_RB\_1\_0\_NTNV

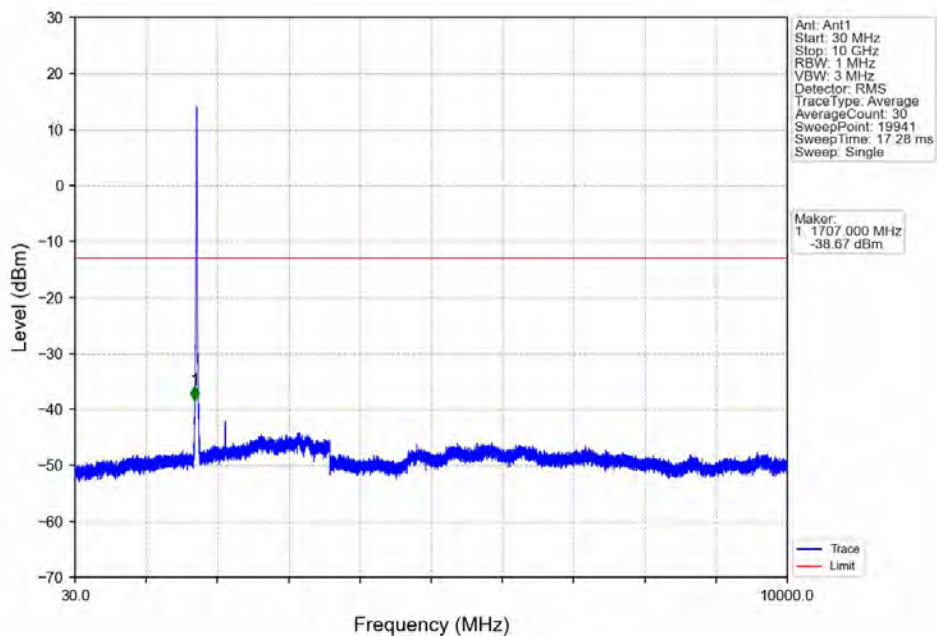


Band4\_10MHz\_16QAM\_LCH\_1715MHz\_RB\_50\_0\_NTNV

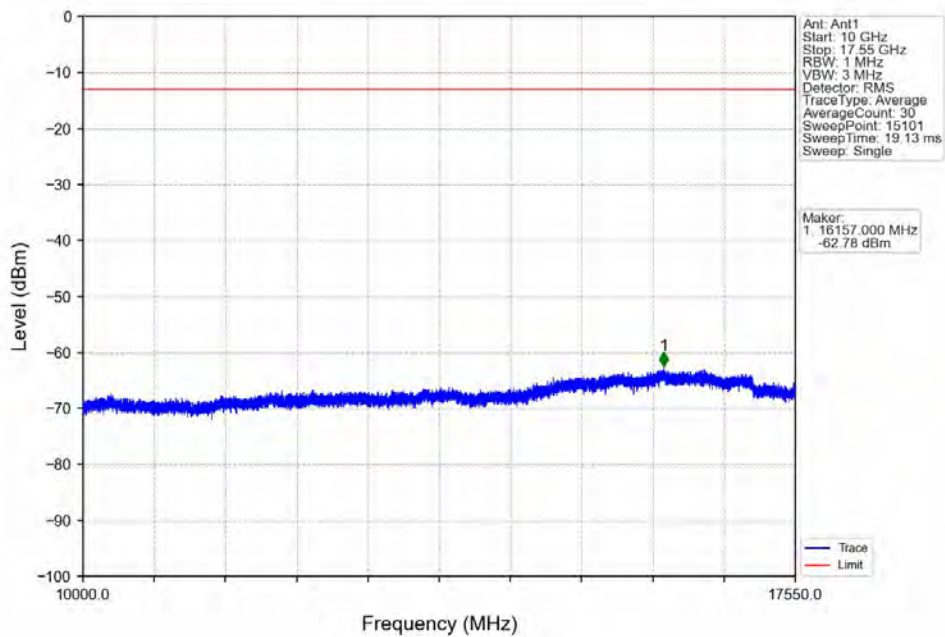


Start (MHz)	Stop (MHz)	RBW (MHz)	Method	Marker No.	Freq (MHz)	Level (dBm)	Limit (dBm)	Result
1700	1709	1	CHP	1	1708.480	-26.44	-13	Pass
1709	1710	0.1	/	2	1709.940	-32.27	-13	Pass
1710	1720	0.1	/	/	/	/	/	/

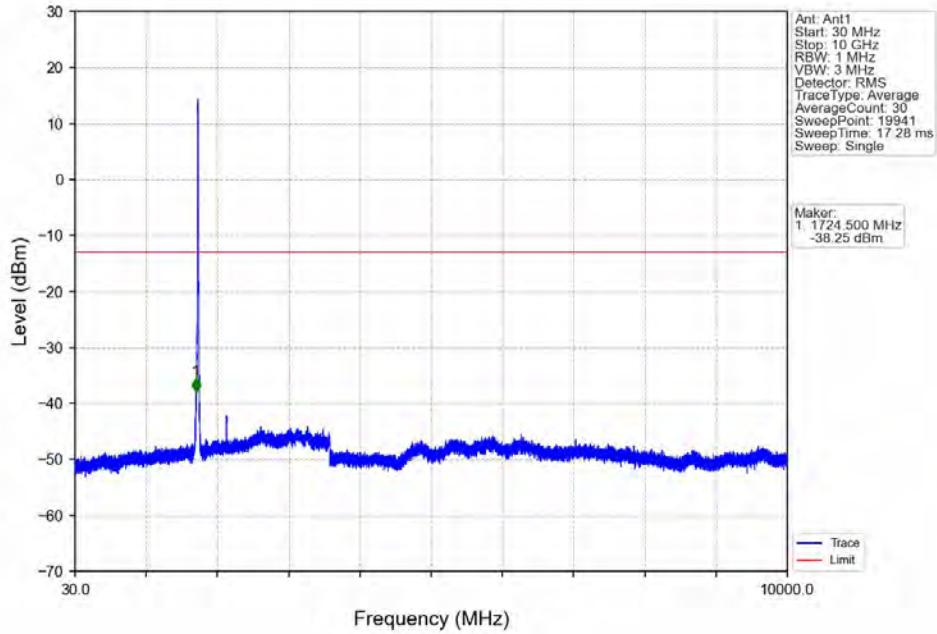
Band4\_10MHz\_16QAM\_MCH\_1732.5MHz\_RB\_1\_0\_NTNV



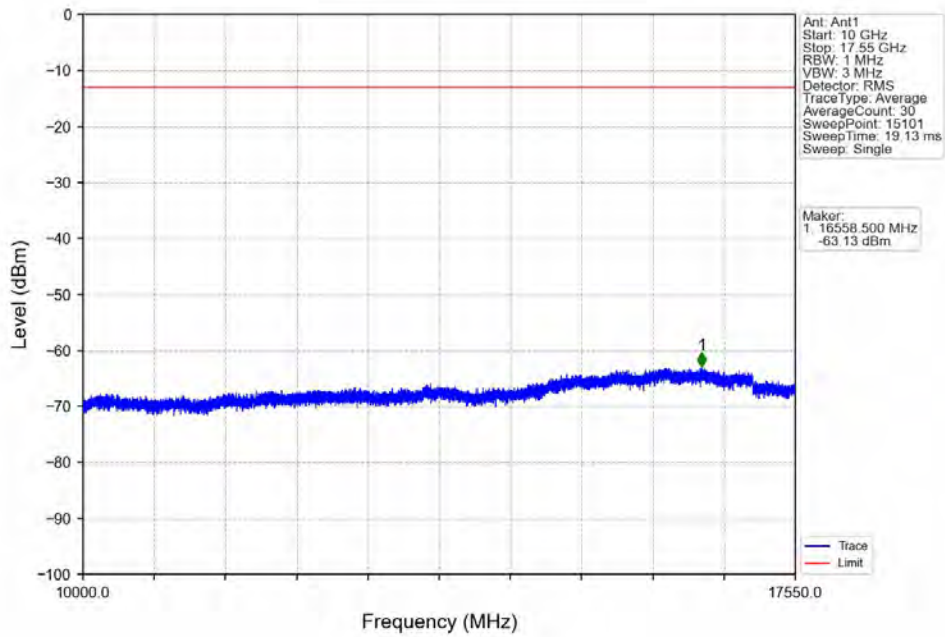
Band4\_10MHz\_16QAM\_MCH\_1732.5MHz\_RB\_1\_0\_NTNV



Band4\_10MHz\_16QAM\_HCH\_1750MHz\_RB\_1\_0\_NTNV

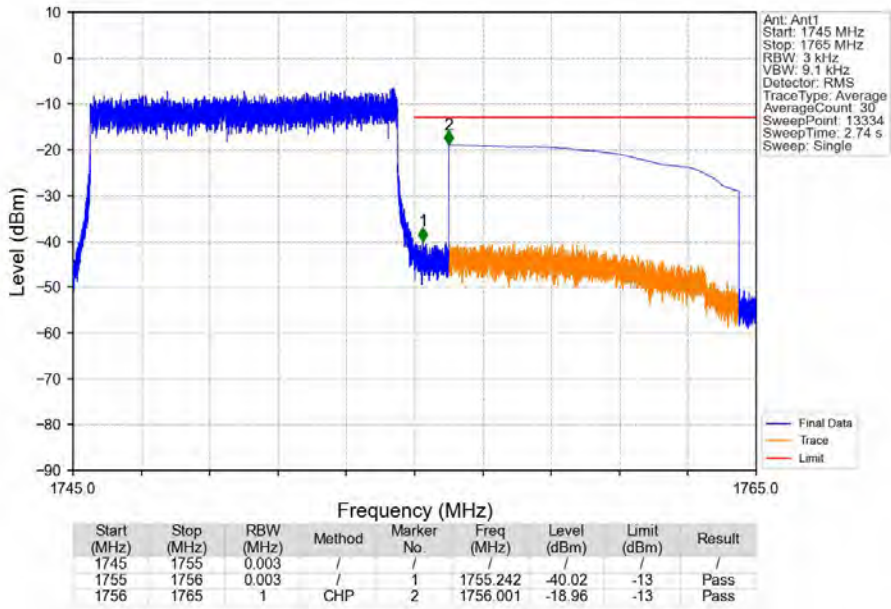


Band4\_10MHz\_16QAM\_HCH\_1750MHz\_RB\_1\_0\_NTNV

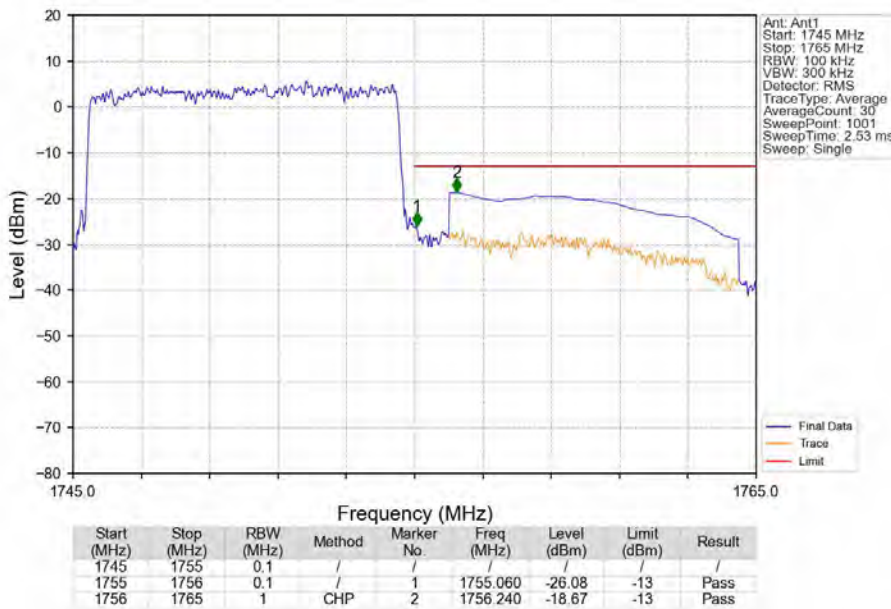




Band4\_10MHz\_16QAM\_HCH\_1750MHz\_RB\_1\_49\_NTNV



Band4\_10MHz\_16QAM\_HCH\_1750MHz\_RB\_50\_0\_NTNV





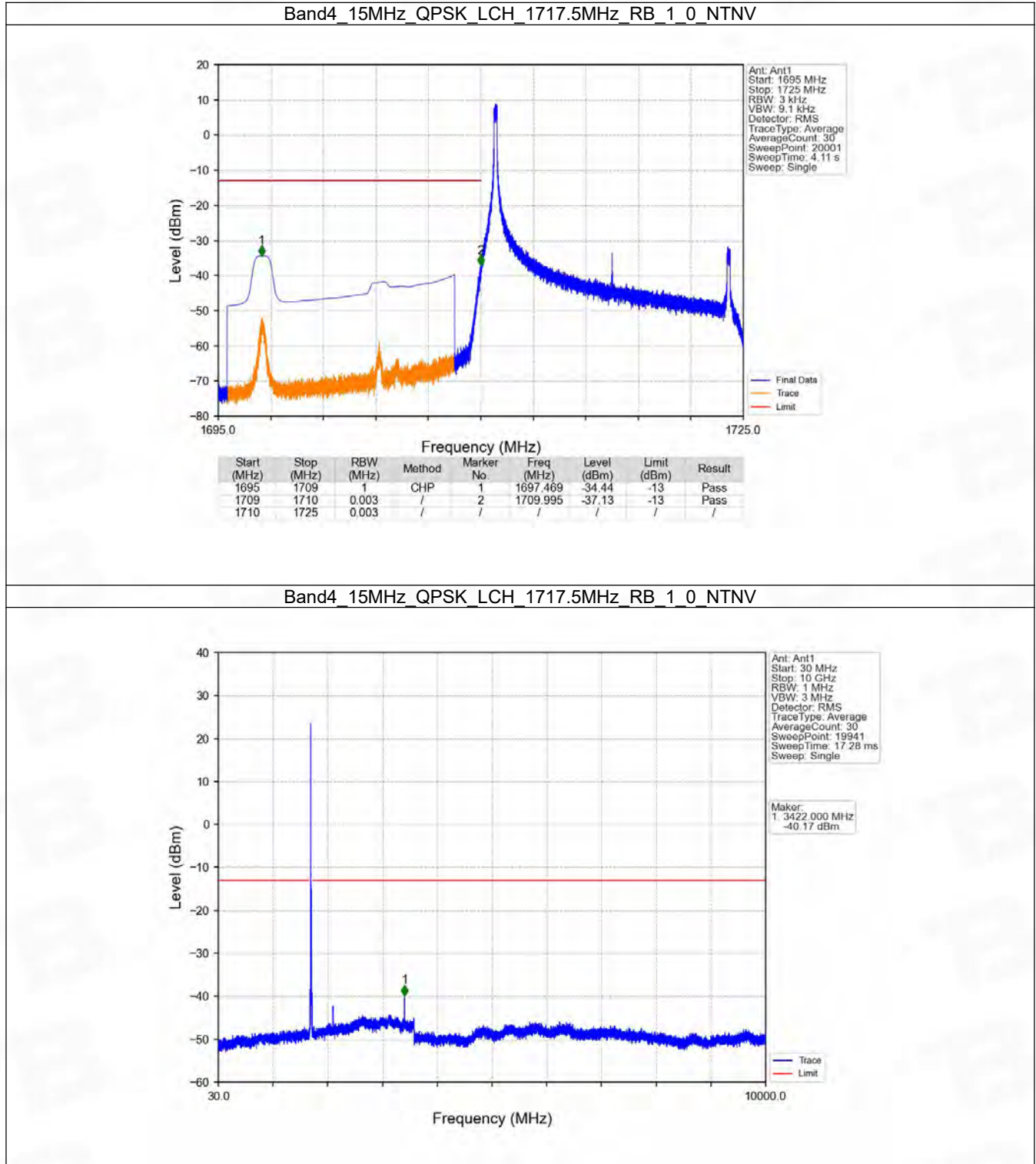


6.5 B4\_15MHz

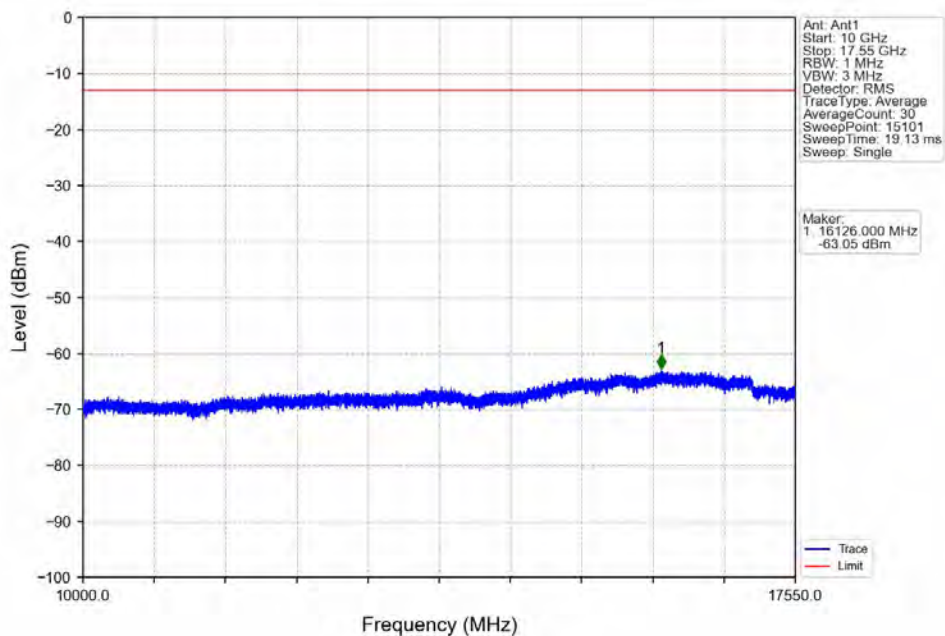
6.5.1 Test Result

Band: 4 / Bandwidth: 15MHz / NTV						
Modulation	Frequency (MHz)	RB Allocation		Spurious Emission		Verdict
		Size	Offset	Result	Limit	
QPSK	1717.5	1	0	Refer To Test Graph		Pass
		75	0	Refer To Test Graph		Pass
	1747.5	1	0	Refer To Test Graph		Pass
		1	74	Refer To Test Graph		Pass
		75	0	Refer To Test Graph		Pass
		75	0	Refer To Test Graph		Pass
16QAM	1717.5	1	0	Refer To Test Graph		Pass
		75	0	Refer To Test Graph		Pass
	1747.5	1	0	Refer To Test Graph		Pass
		1	74	Refer To Test Graph		Pass
		75	0	Refer To Test Graph		Pass
		75	0	Refer To Test Graph		Pass

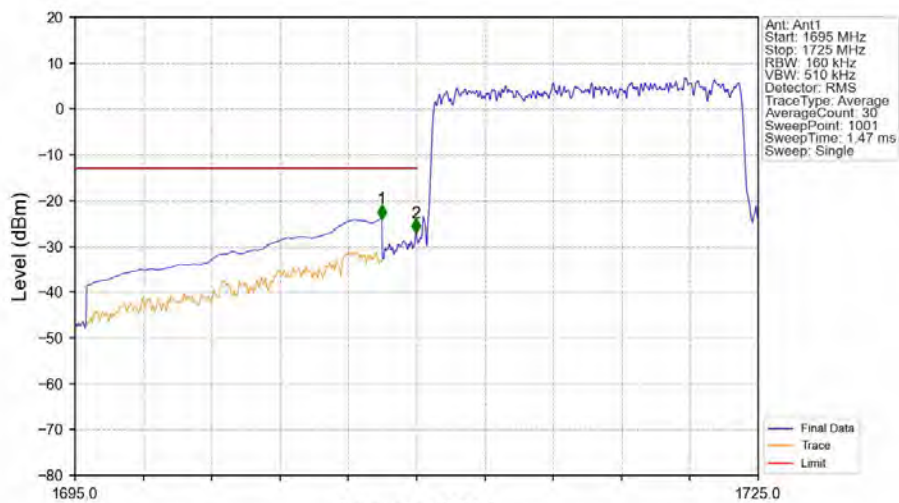
6.5.2 Test Graph



Band4\_15MHz\_QPSK\_LCH\_1717.5MHz\_RB\_1\_0\_NTV

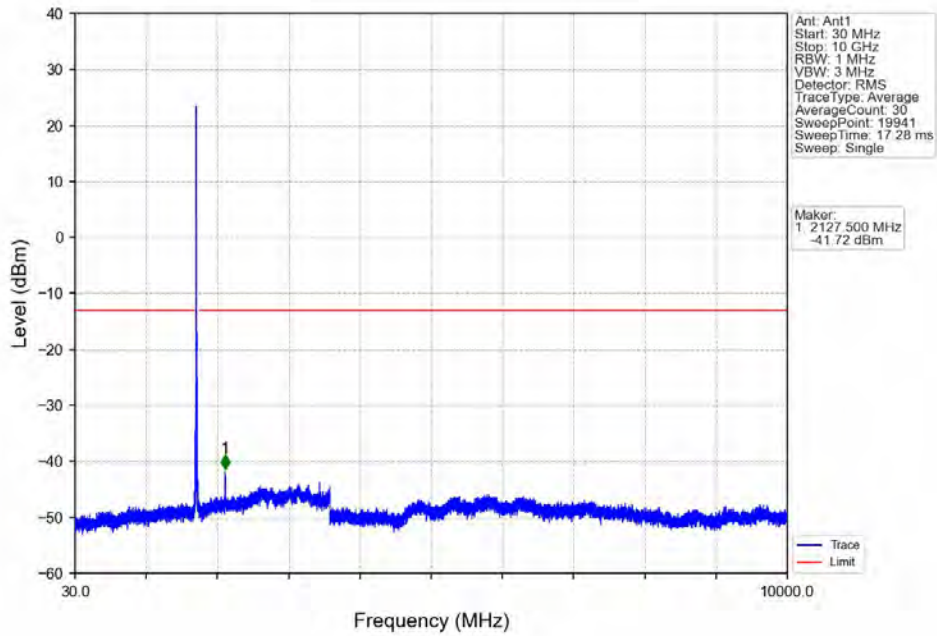


Band4\_15MHz\_QPSK\_LCH\_1717.5MHz\_RB\_75\_0\_NTV

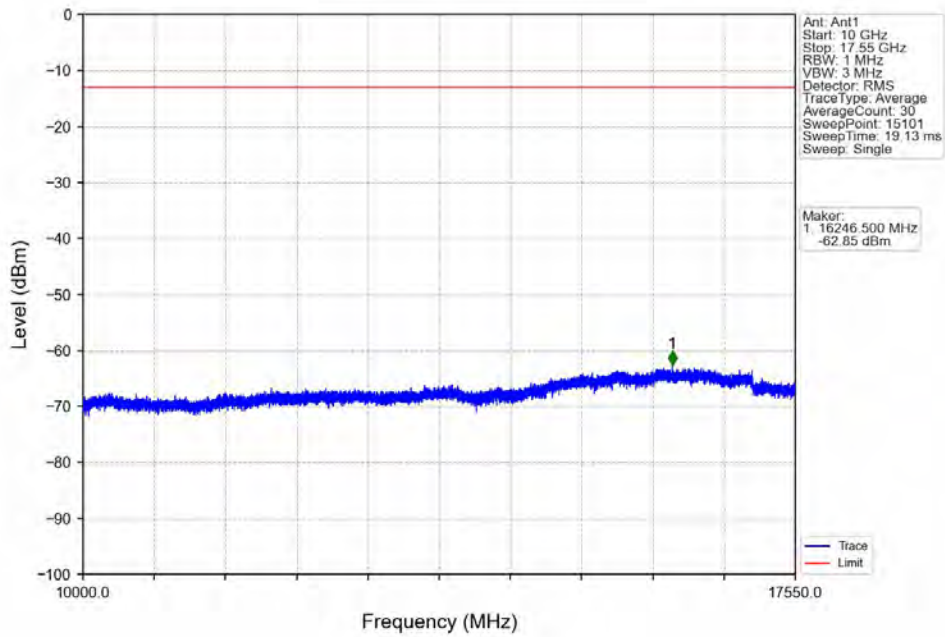


Start (MHz)	Stop (MHz)	RBW (MHz)	Method	Marker No.	Freq (MHz)	Level (dBm)	Limit (dBm)	Result
1695	1709	1	CHP	1	1708.470	-24.00	-13	Pass
1709	1710	0.16	/	2	1709.970	-27.10	-13	Pass
1710	1725	0.16	/	/	/	/	/	/

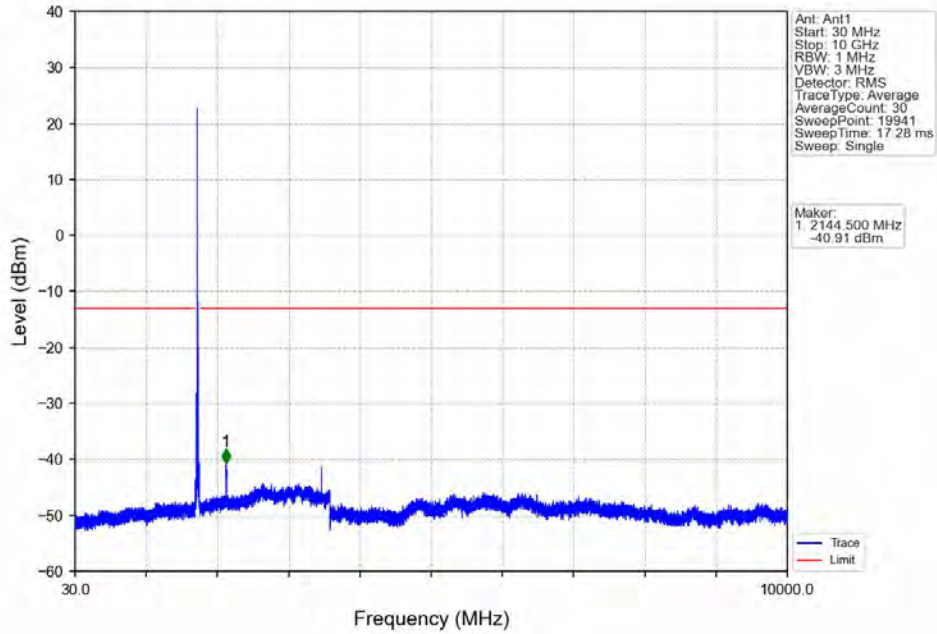
Band4\_15MHz\_QPSK\_MCH\_1732.5MHz\_RB\_1\_0\_NTNV



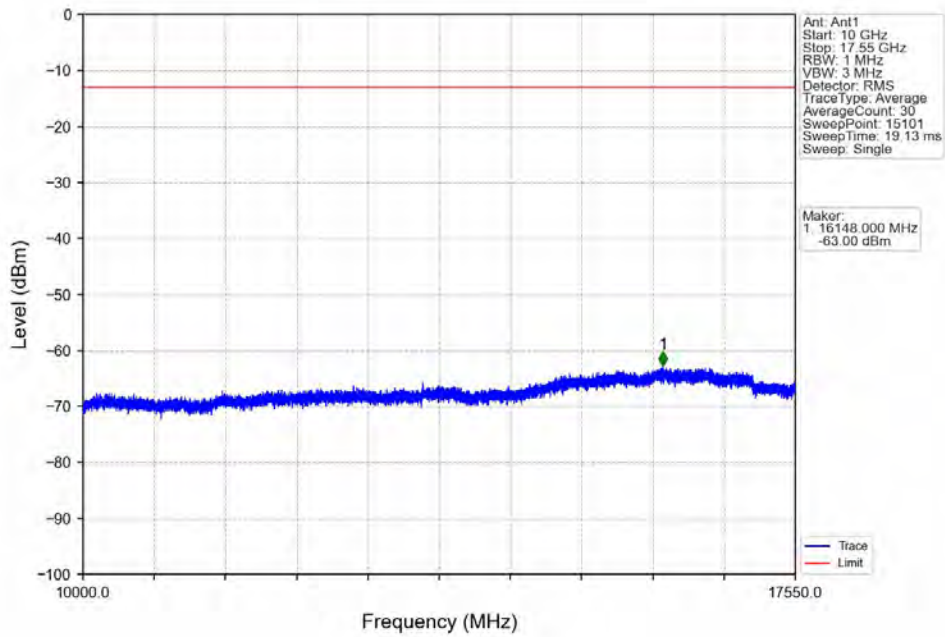
Band4\_15MHz\_QPSK\_MCH\_1732.5MHz\_RB\_1\_0\_NTNV



Band4\_15MHz\_QPSK\_HCH\_1747.5MHz\_RB\_1\_0\_NTNV

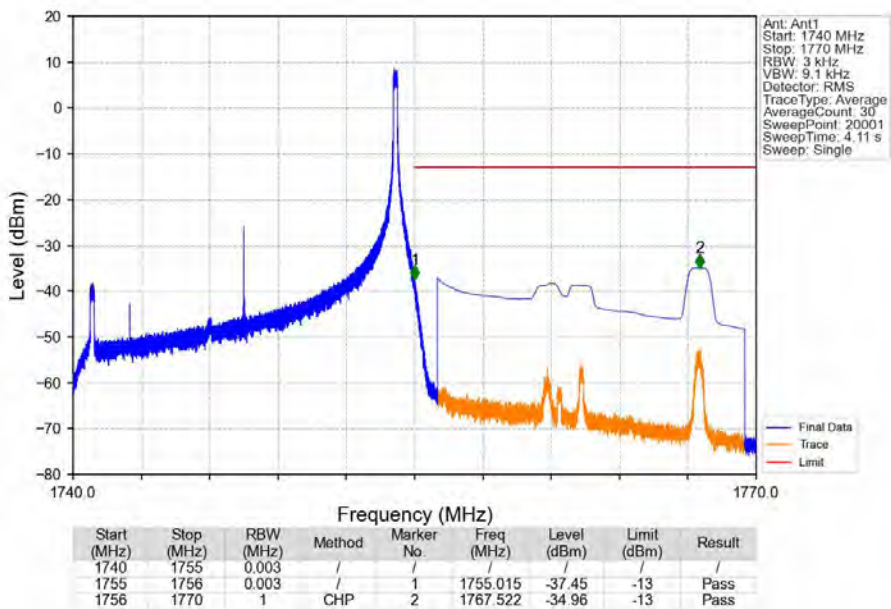


Band4\_15MHz\_QPSK\_HCH\_1747.5MHz\_RB\_1\_0\_NTNV

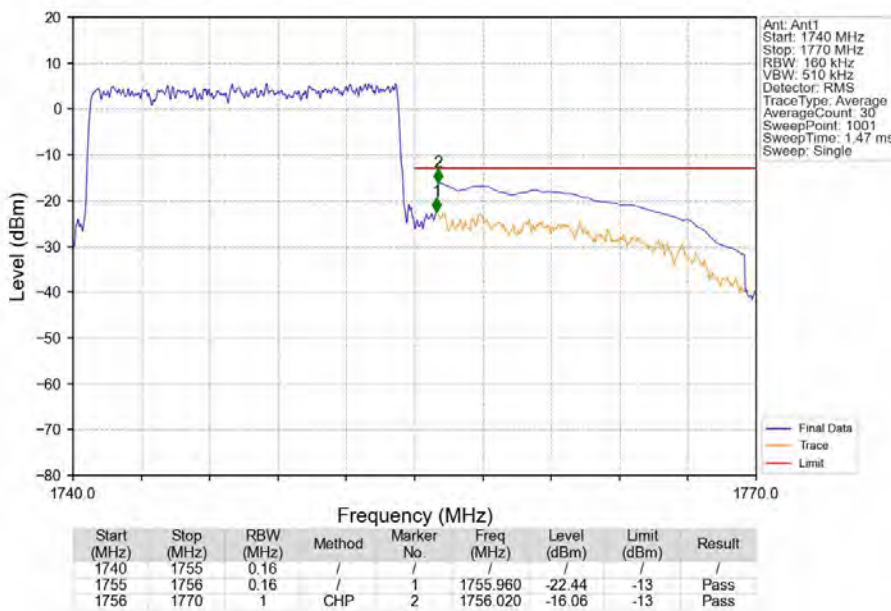




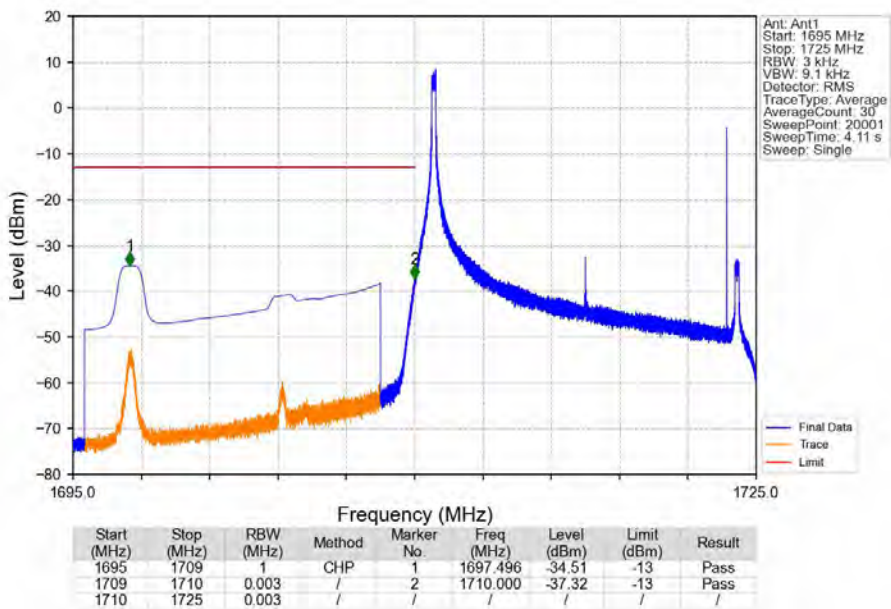
Band4\_15MHz\_QPSK\_HCH\_1747.5MHz\_RB\_1\_74\_NTNV



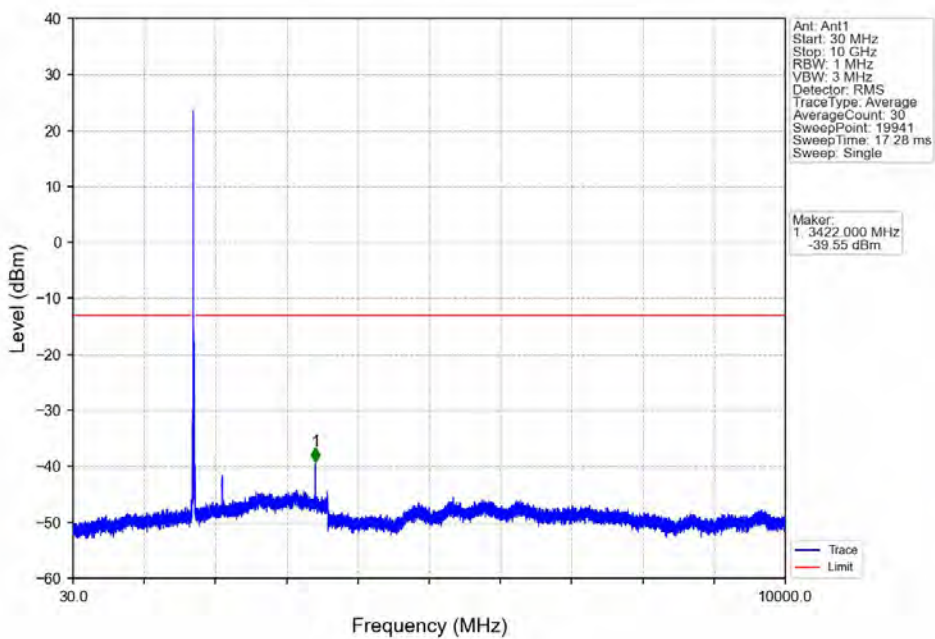
Band4\_15MHz\_QPSK\_HCH\_1747.5MHz\_RB\_75\_0\_NTNV



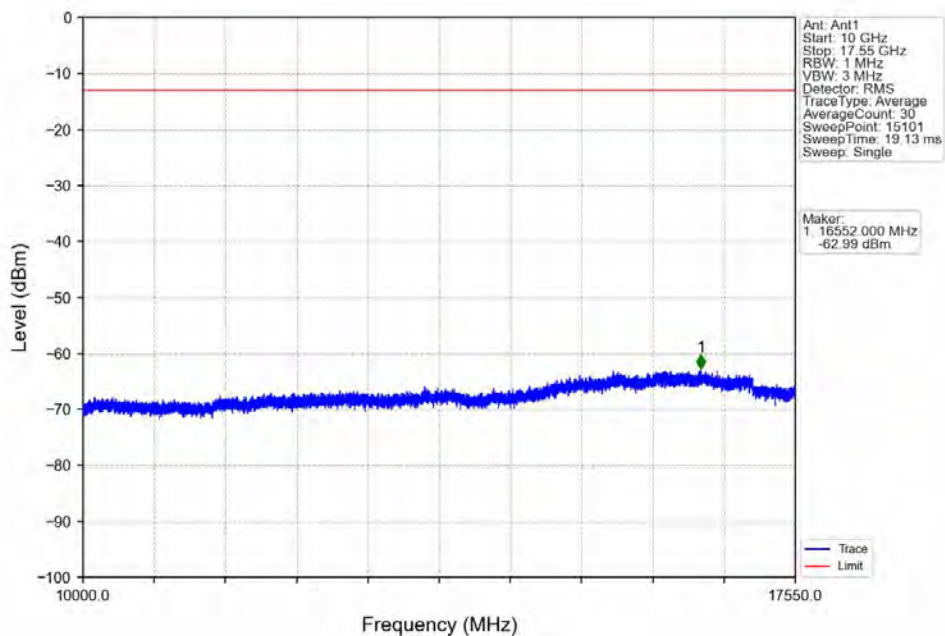
Band4\_15MHz\_16QAM\_LCH\_1717.5MHz\_RB\_1\_0\_NTNV



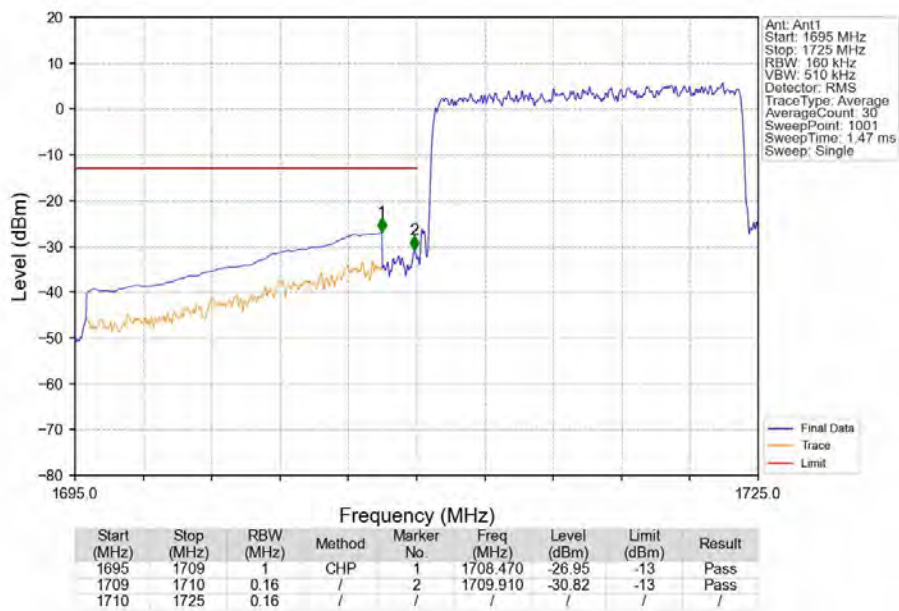
Band4\_15MHz\_16QAM\_LCH\_1717.5MHz\_RB\_1\_0\_NTNV



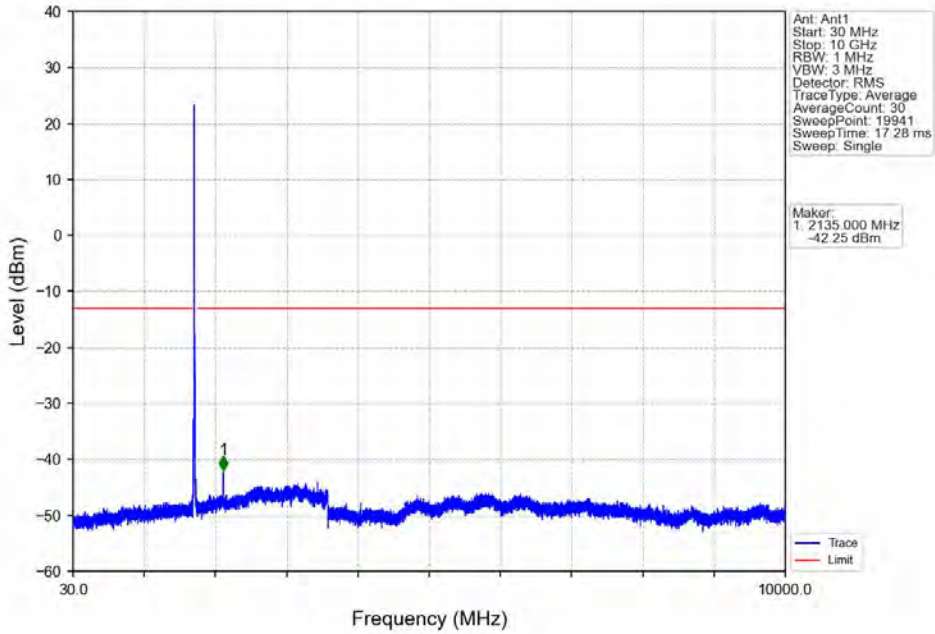
Band4\_15MHz\_16QAM\_LCH\_1717.5MHz\_RB\_1\_0\_NTNV



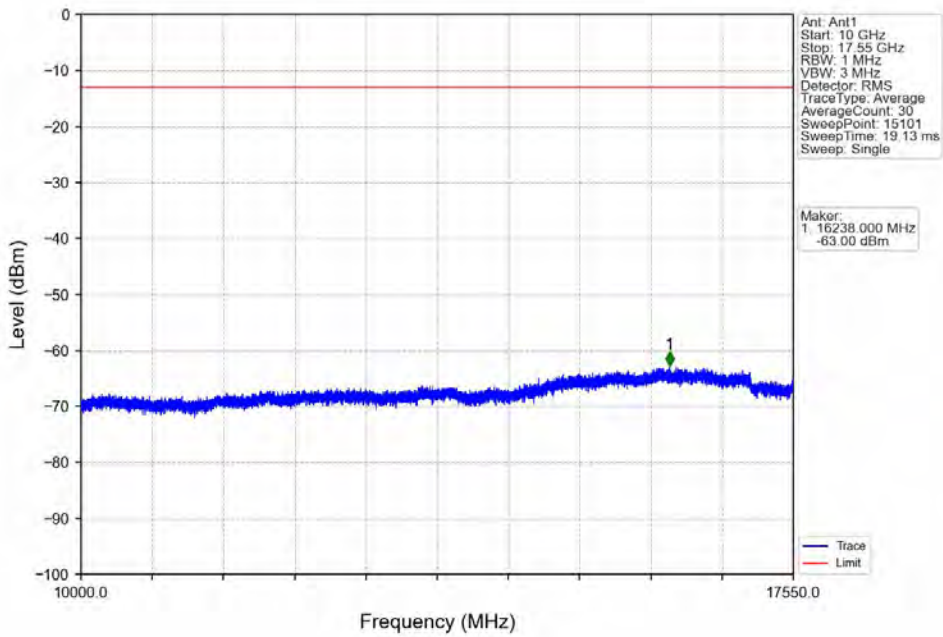
Band4\_15MHz\_16QAM\_LCH\_1717.5MHz\_RB\_75\_0\_NTNV



Band4\_15MHz\_16QAM\_MCH\_1732.5MHz\_RB\_1\_0\_NTNV

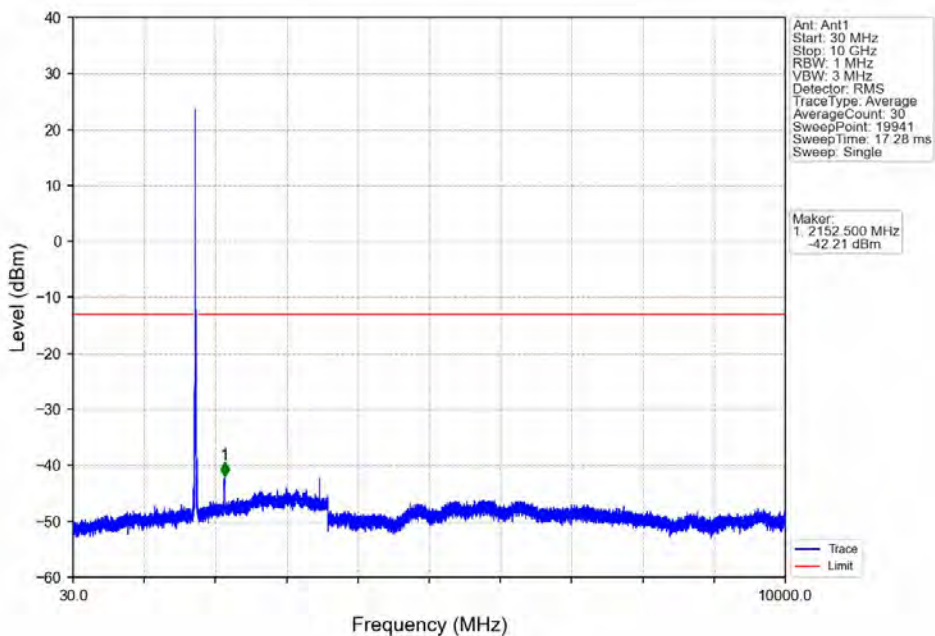


Band4\_15MHz\_16QAM\_MCH\_1732.5MHz\_RB\_1\_0\_NTNV

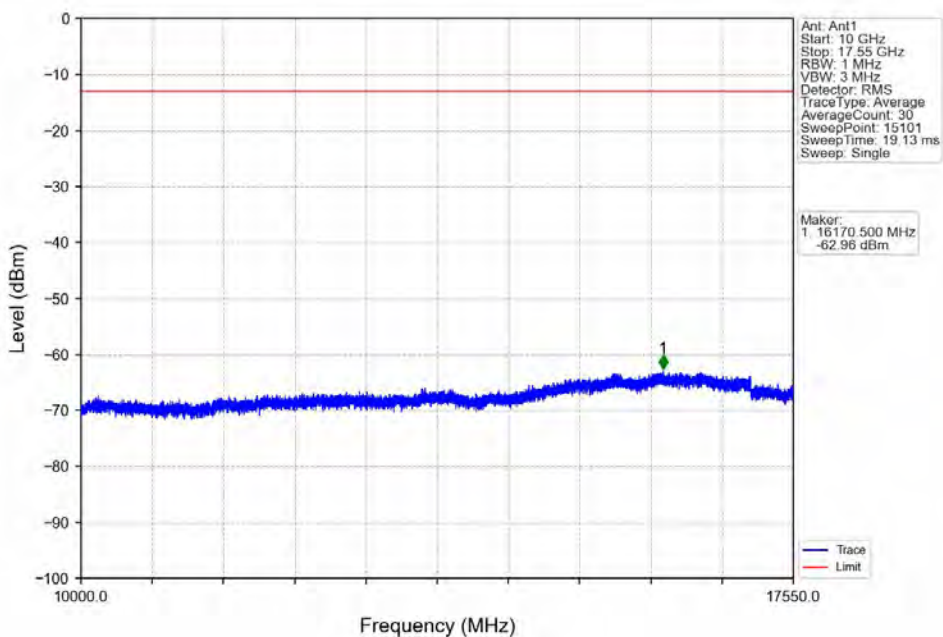




Band4\_15MHz\_16QAM\_HCH\_1747.5MHz\_RB\_1\_0\_NTNV

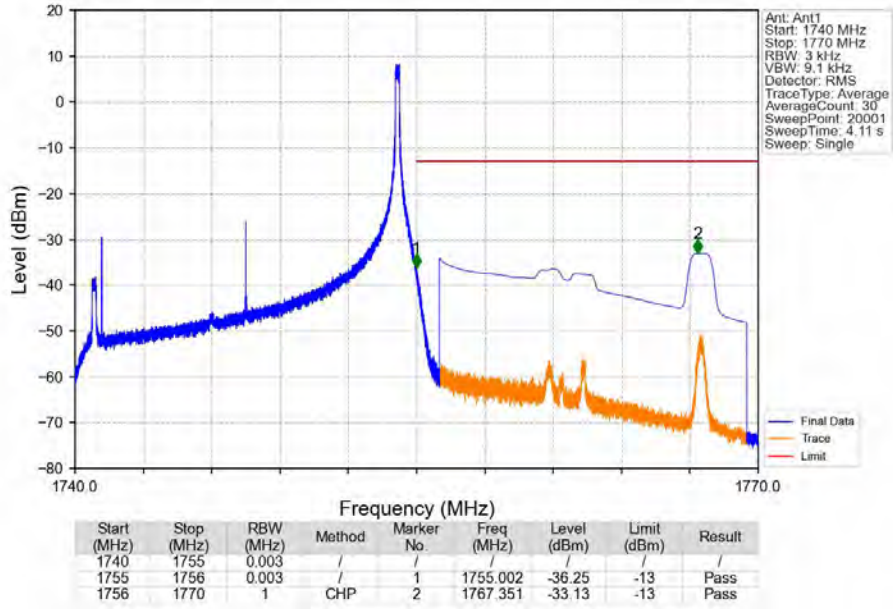


Band4\_15MHz\_16QAM\_HCH\_1747.5MHz\_RB\_1\_0\_NTNV

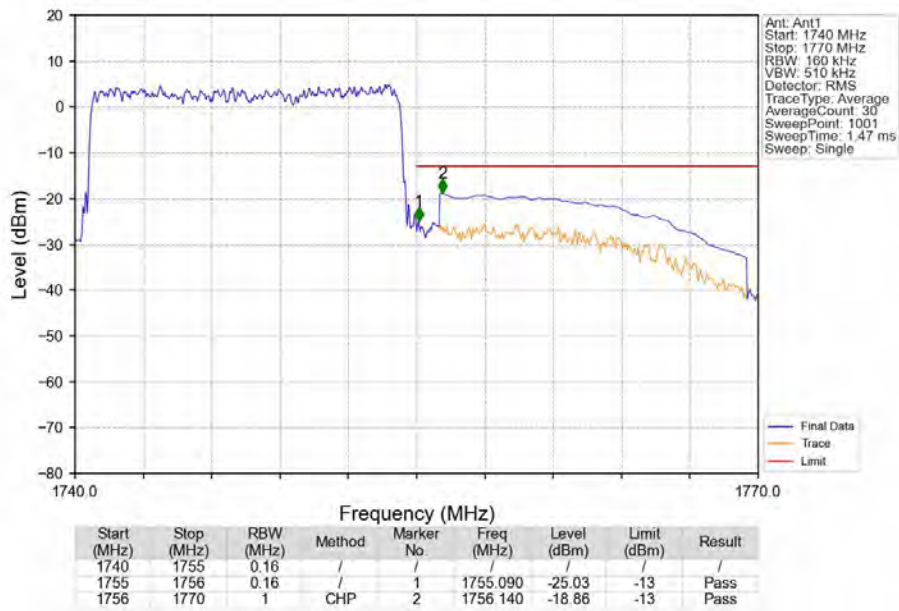




Band4\_15MHz\_16QAM\_HCH\_1747.5MHz\_RB\_1\_74\_NTNV



Band4\_15MHz\_16QAM\_HCH\_1747.5MHz\_RB\_75\_0\_NTNV



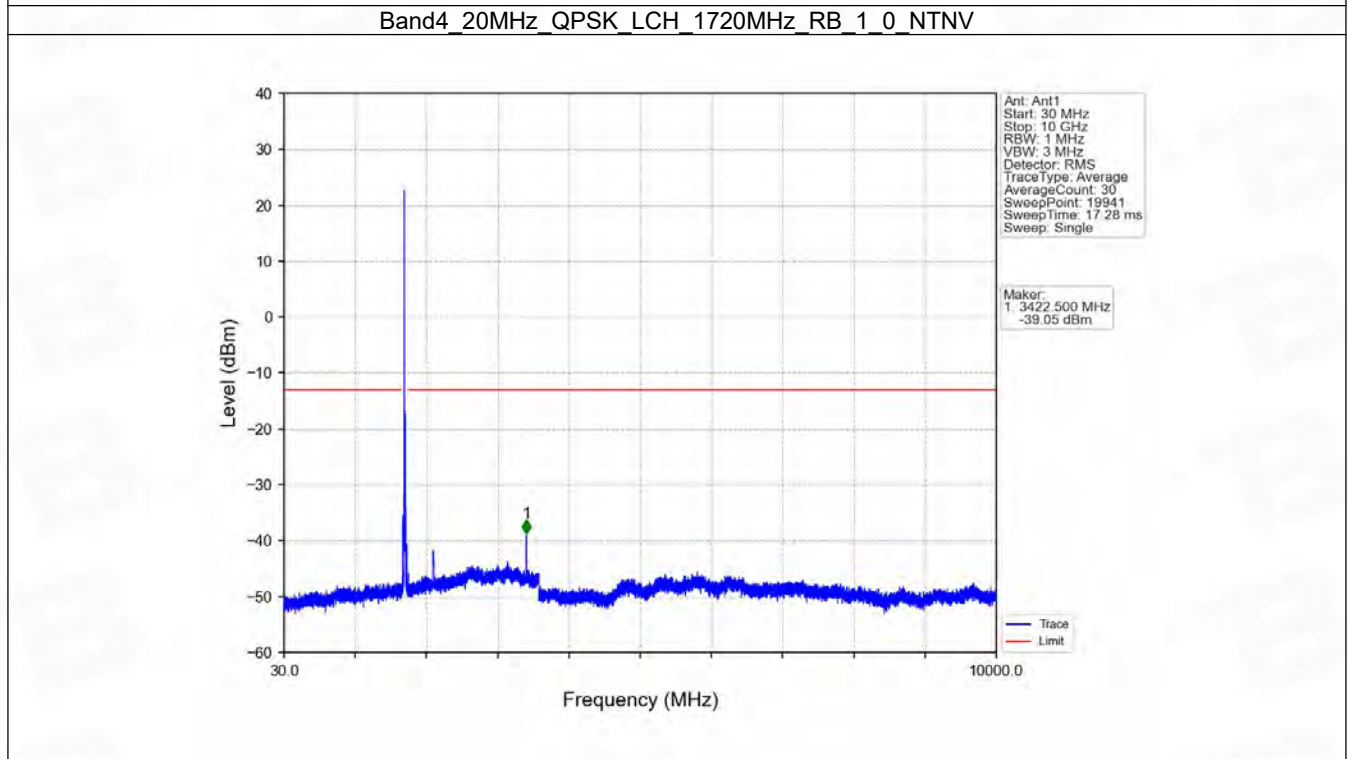
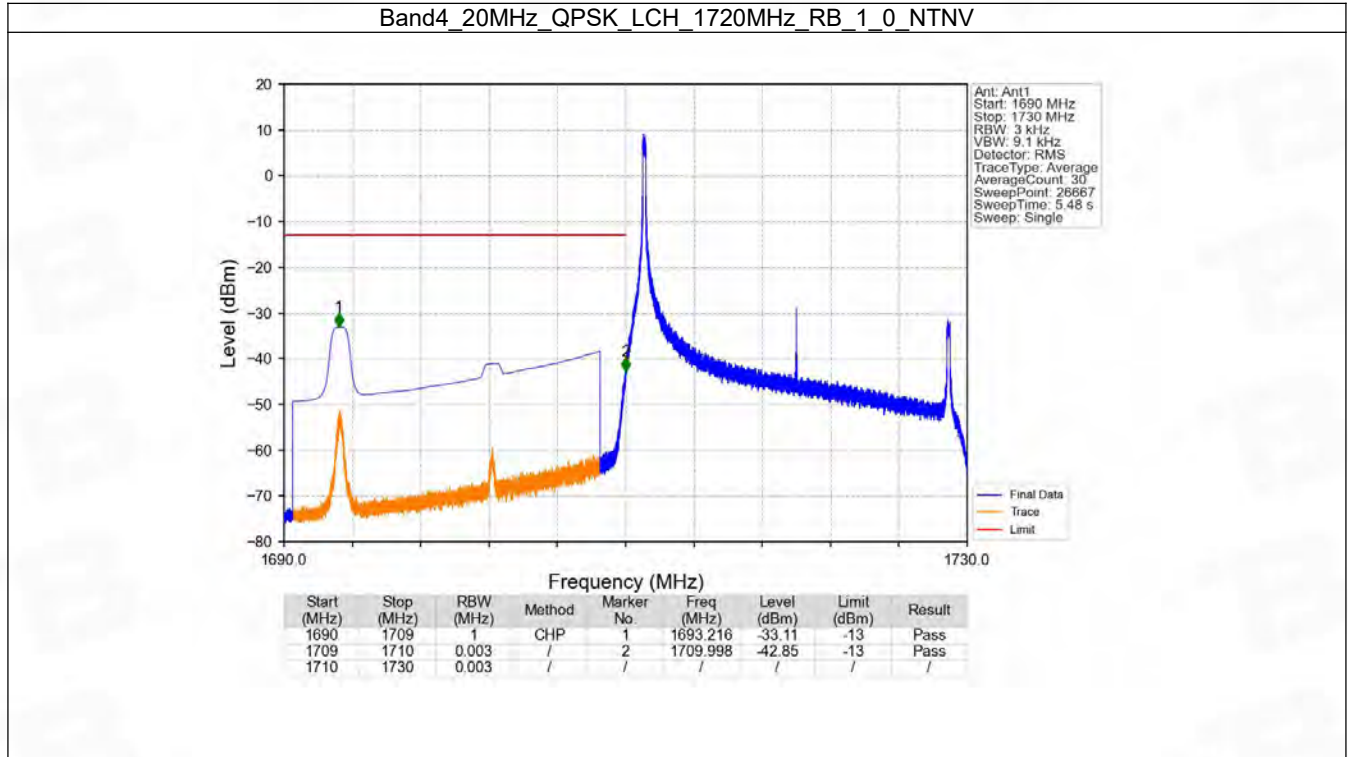


6.6 B4\_20MHz

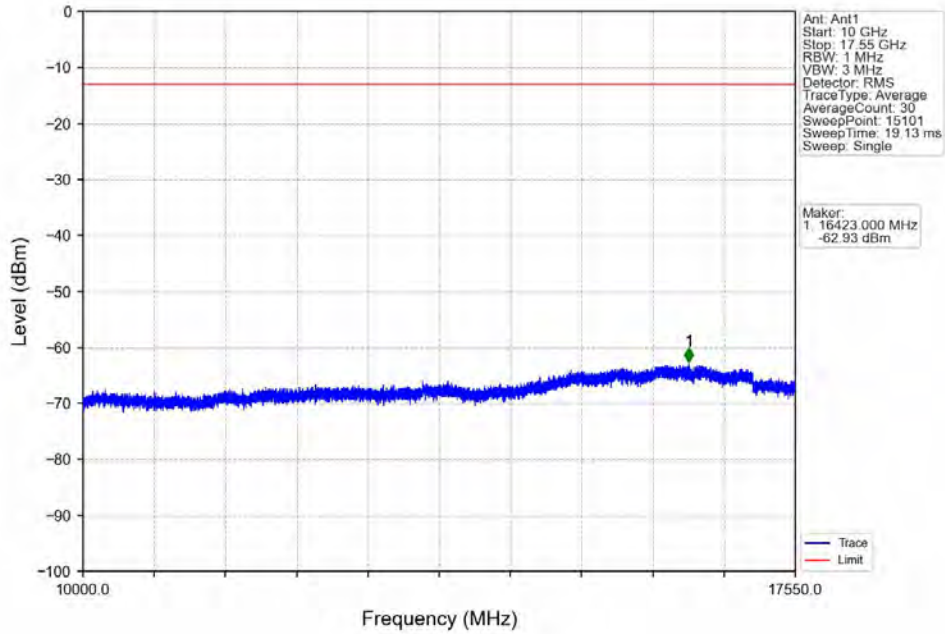
6.6.1 Test Result

Band: 4 / Bandwidth: 20MHz / NTV						
Modulation	Frequency (MHz)	RB Allocation		Spurious Emission		Verdict
		Size	Offset	Result	Limit	
QPSK	1720	1	0	Refer To Test Graph		Pass
		100	0	Refer To Test Graph		Pass
	1745	1	0	Refer To Test Graph		Pass
			99	Refer To Test Graph		Pass
		100	0	Refer To Test Graph		Pass
			0	Refer To Test Graph		Pass
16QAM	1720	1	0	Refer To Test Graph		Pass
		100	0	Refer To Test Graph		Pass
	1745	1	0	Refer To Test Graph		Pass
			99	Refer To Test Graph		Pass
		100	0	Refer To Test Graph		Pass
			0	Refer To Test Graph		Pass

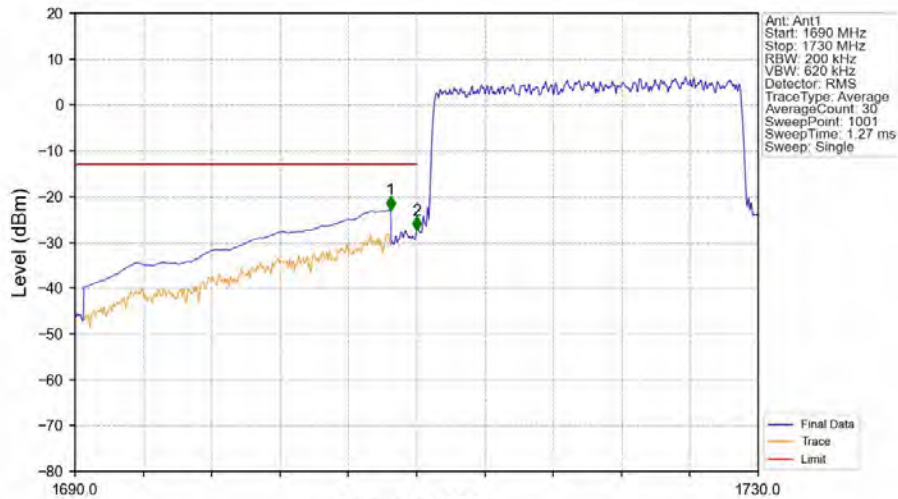
6.6.2 Test Graph



Band4\_20MHz\_QPSK\_LCH\_1720MHz\_RB\_1\_0\_NTNV

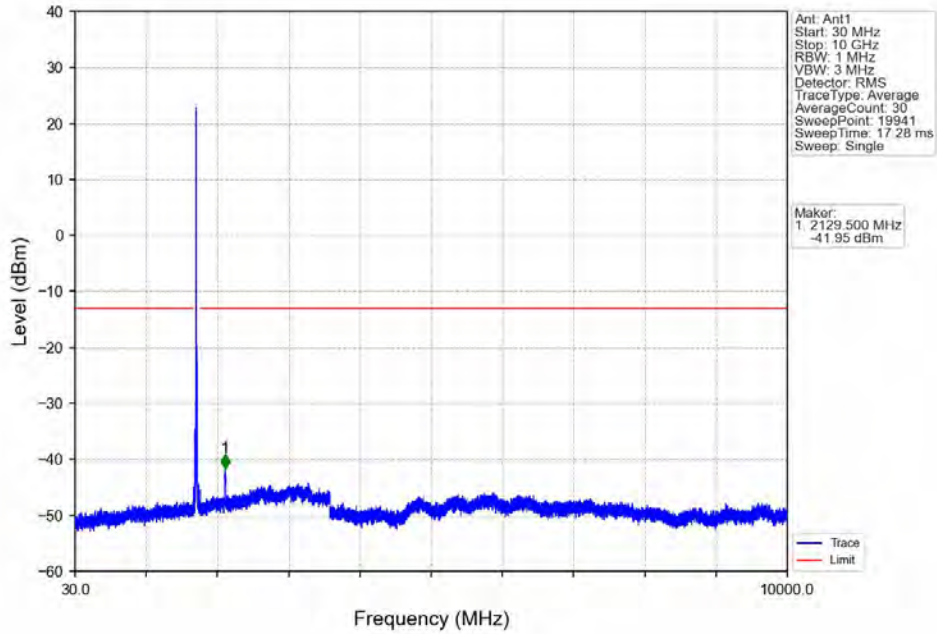


Band4\_20MHz\_QPSK\_LCH\_1720MHz\_RB\_100\_0\_NTNV

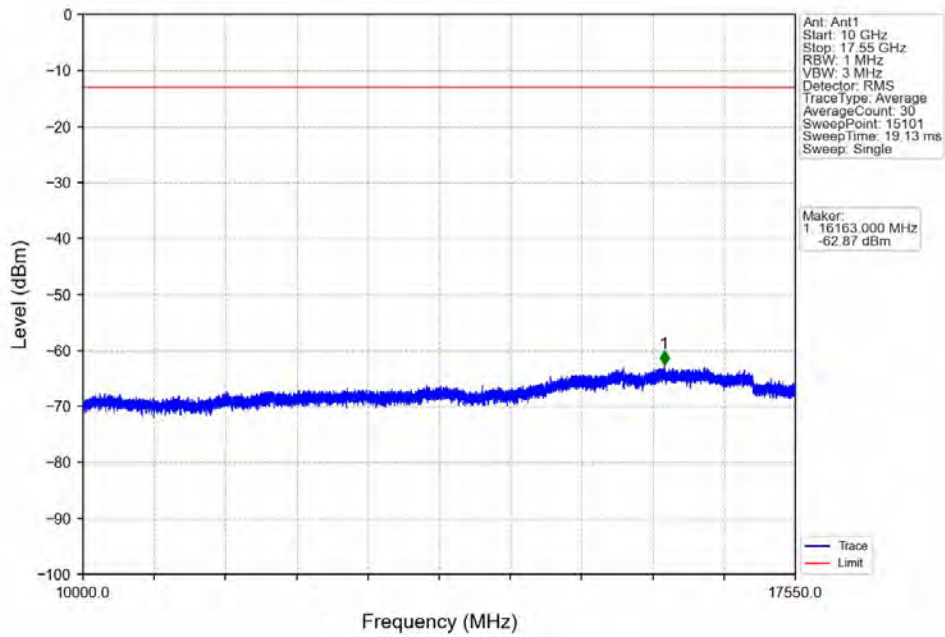


Start (MHz)	Stop (MHz)	RBW (MHz)	Method	Marker No.	Freq (MHz)	Level (dBm)	Limit (dBm)	Result
1690	1709	1	CHP	1	1708.480	-22.96	-13	Pass
1709	1710	0.2	/	2	1710.000	-27.42	-13	Pass
1710	1730	0.2	/	/	/	/	/	/

Band4\_20MHz\_QPSK\_MCH\_1732.5MHz\_RB\_1\_0\_NTNV

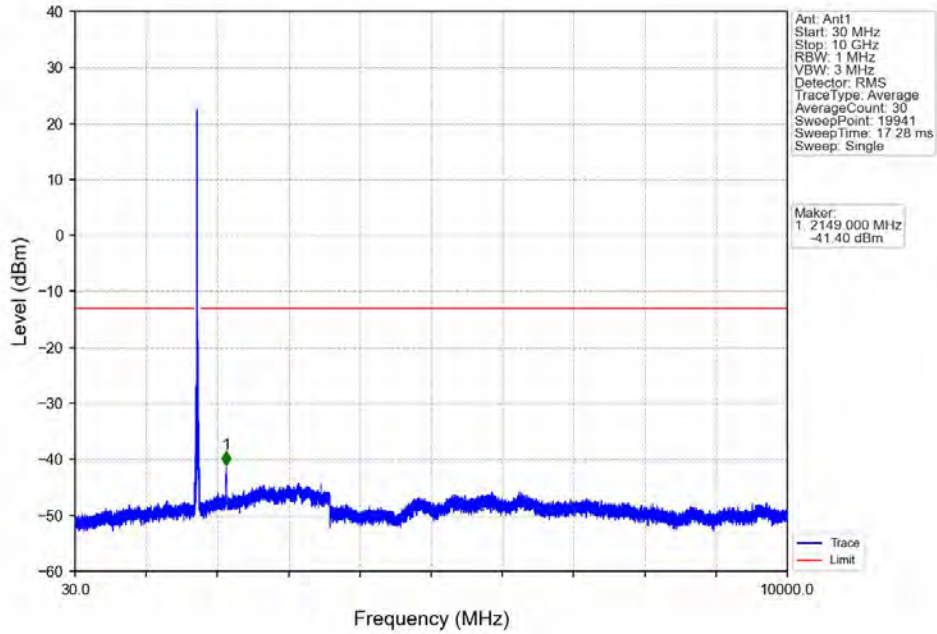


Band4\_20MHz\_QPSK\_MCH\_1732.5MHz\_RB\_1\_0\_NTNV

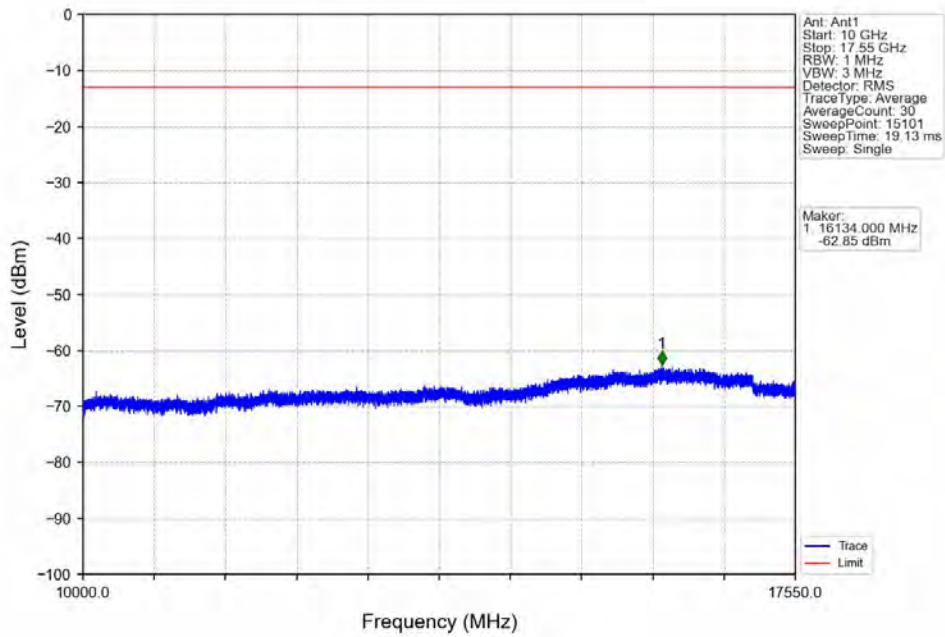




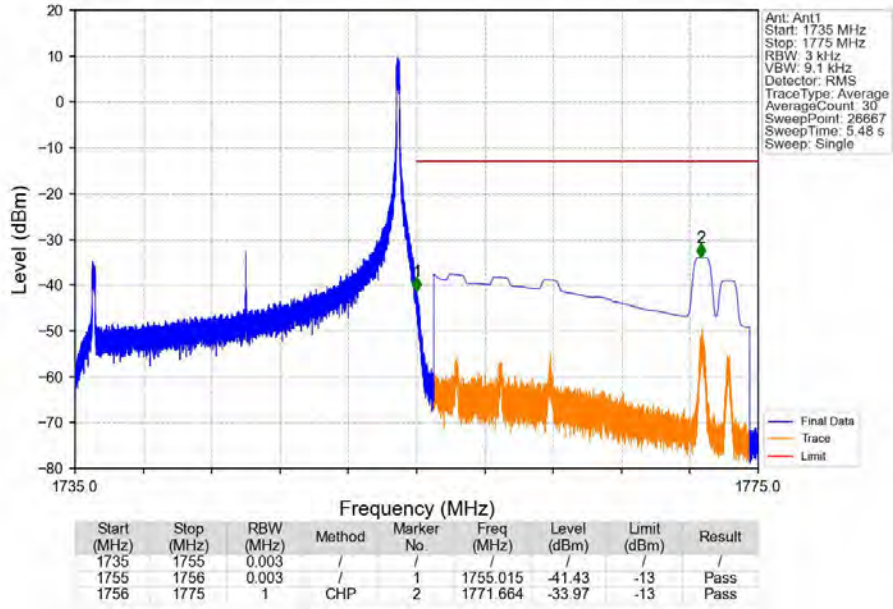
Band4\_20MHz\_QPSK\_HCH\_1745MHz\_RB\_1\_0\_NTNV



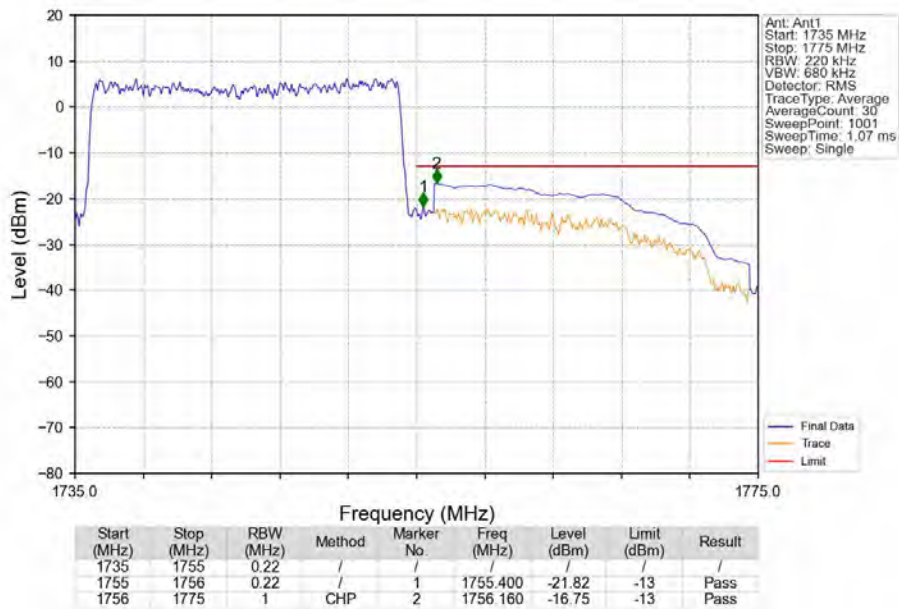
Band4\_20MHz\_QPSK\_HCH\_1745MHz\_RB\_1\_0\_NTNV



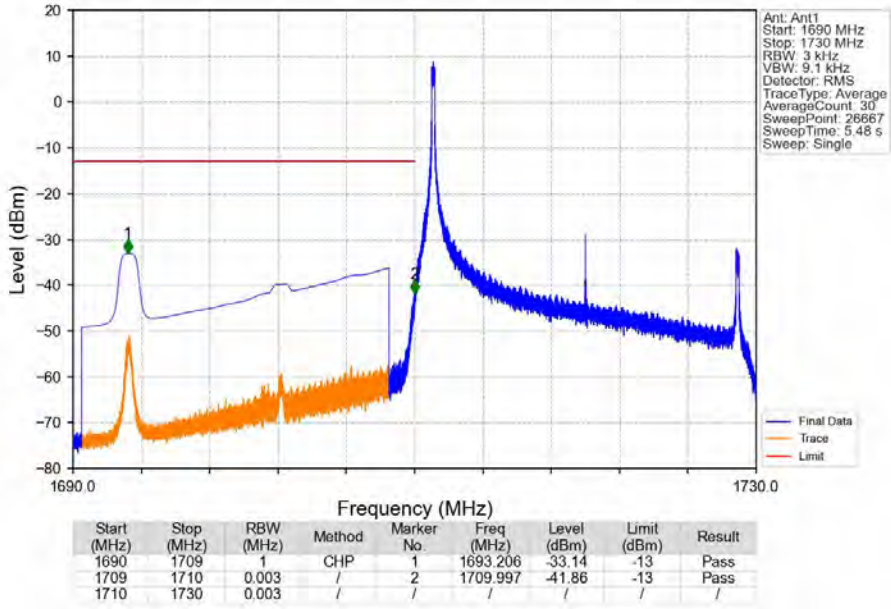
Band4\_20MHz\_QPSK\_HCH\_1745MHz\_RB\_1\_99\_NTNV



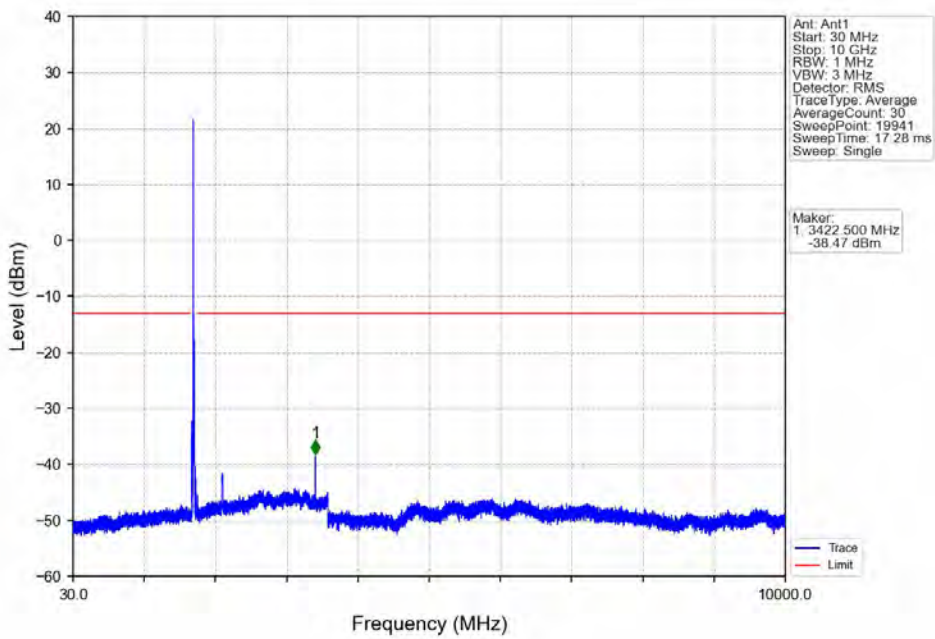
Band4\_20MHz\_QPSK\_HCH\_1745MHz\_RB\_100\_0\_NTNV



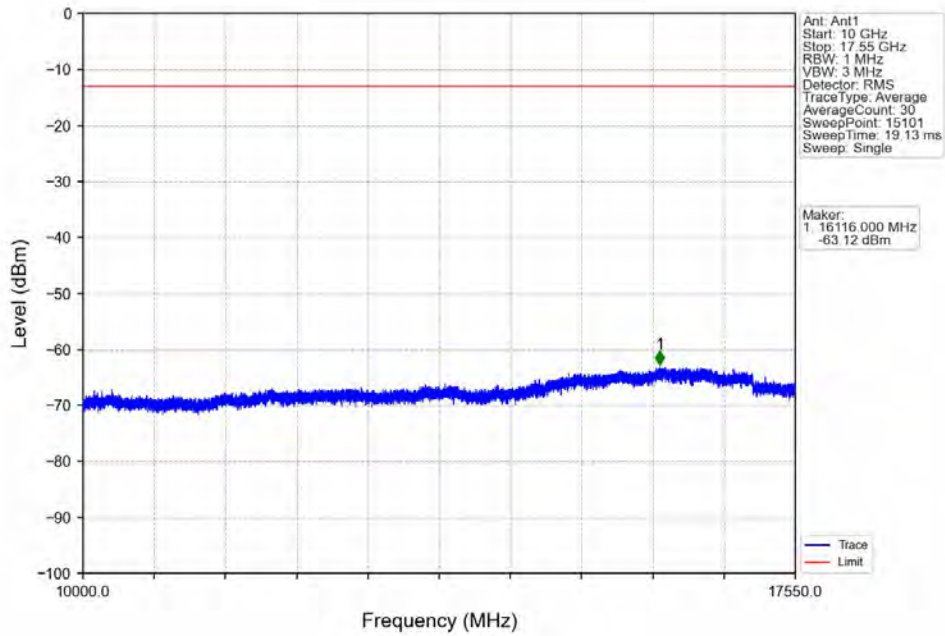
Band4\_20MHz\_16QAM\_LCH\_1720MHz\_RB\_1\_0\_NTNV



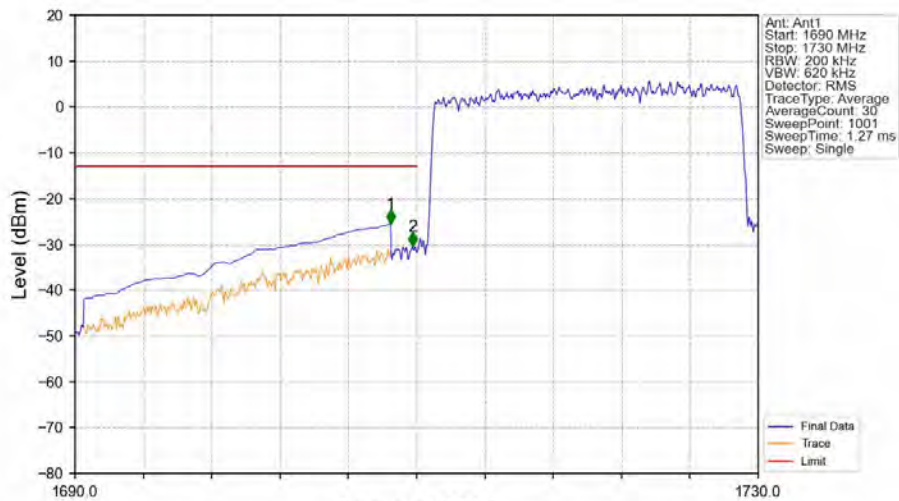
Band4\_20MHz\_16QAM\_LCH\_1720MHz\_RB\_1\_0\_NTNV



Band4\_20MHz\_16QAM\_LCH\_1720MHz\_RB\_1\_0\_NTNV



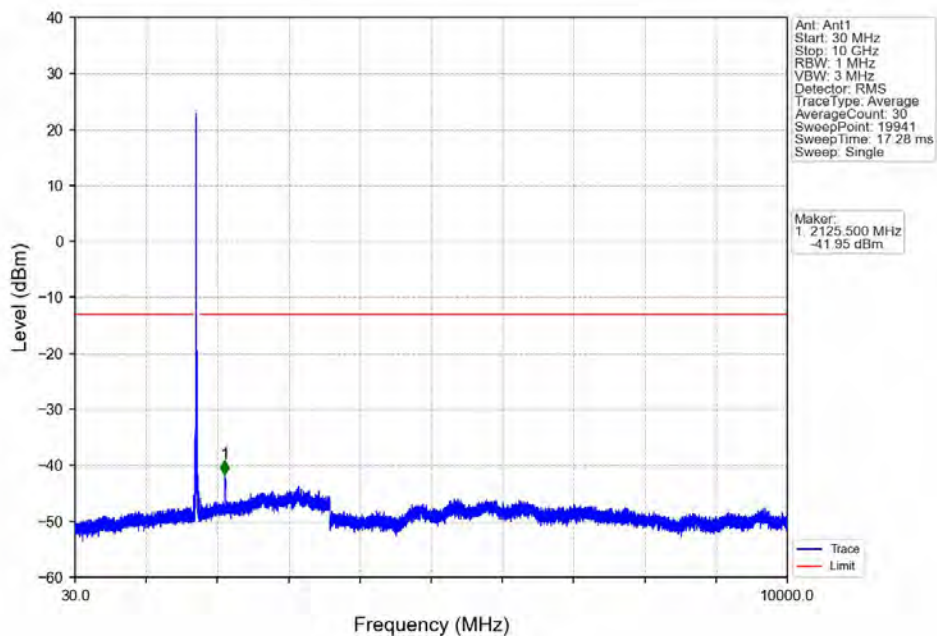
Band4\_20MHz\_16QAM\_LCH\_1720MHz\_RB\_100\_0\_NTNV



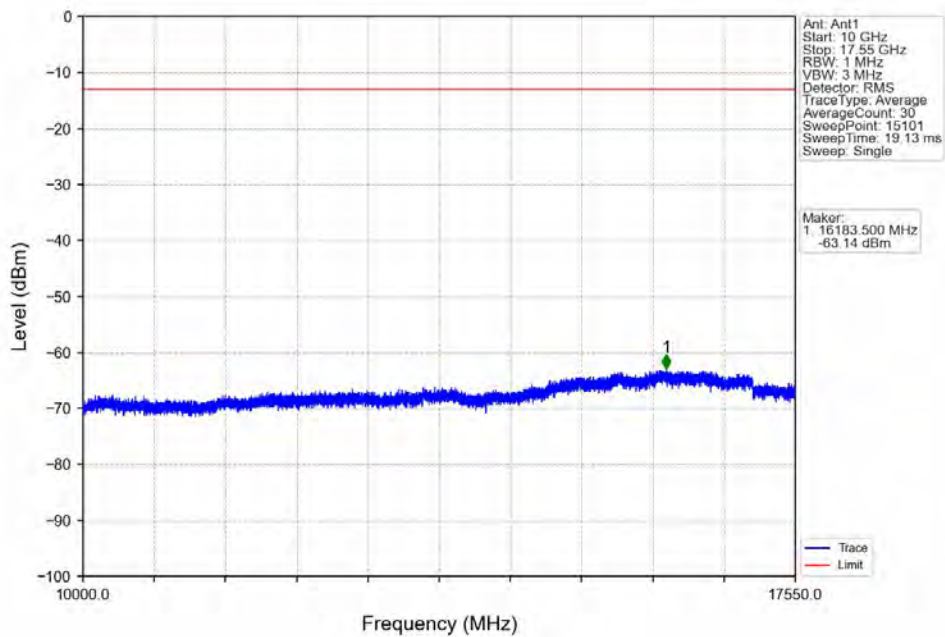
Start (MHz)	Stop (MHz)	RBW (MHz)	Method	Marker No.	Freq (MHz)	Level (dBm)	Limit (dBm)	Result
1690	1709	1	CHP	1	1708.480	-25.48	-13	Pass
1709	1710	0.2	/	2	1709.760	-30.47	-13	Pass
1710	1730	0.2	/	/	/	/	/	/



Band4\_20MHz\_16QAM\_MCH\_1732.5MHz\_RB\_1\_0\_NTNV

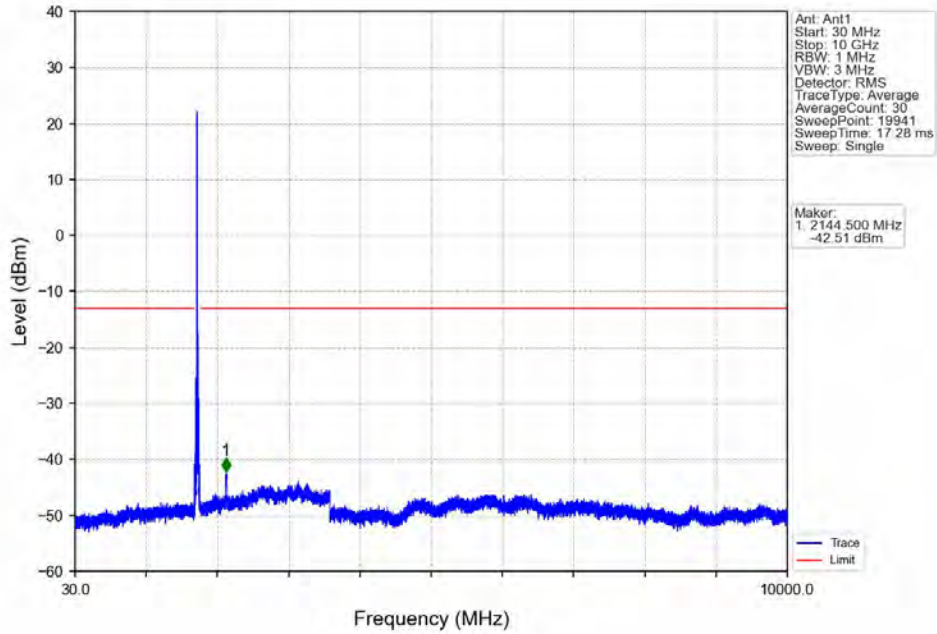


Band4\_20MHz\_16QAM\_MCH\_1732.5MHz\_RB\_1\_0\_NTNV

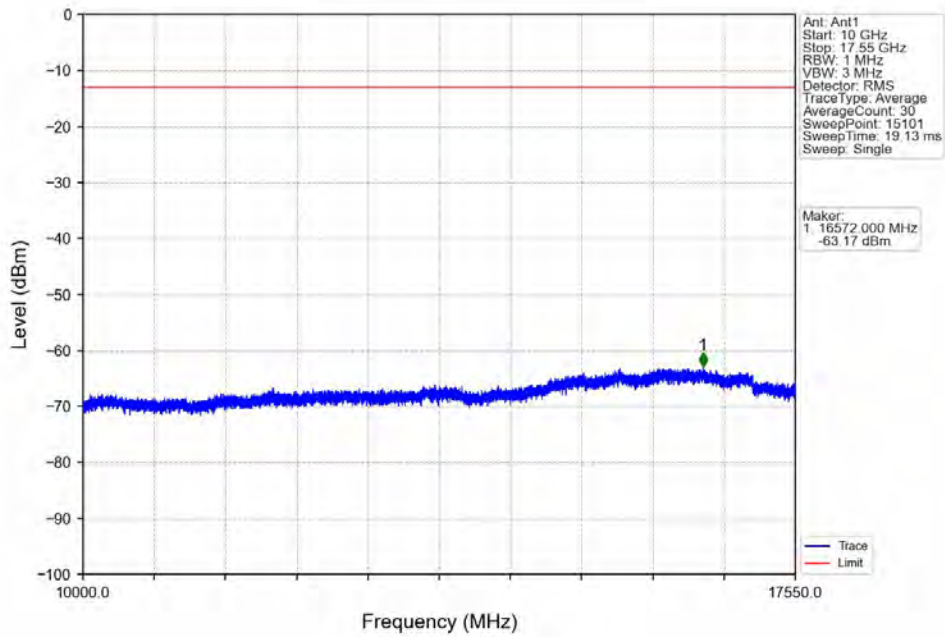




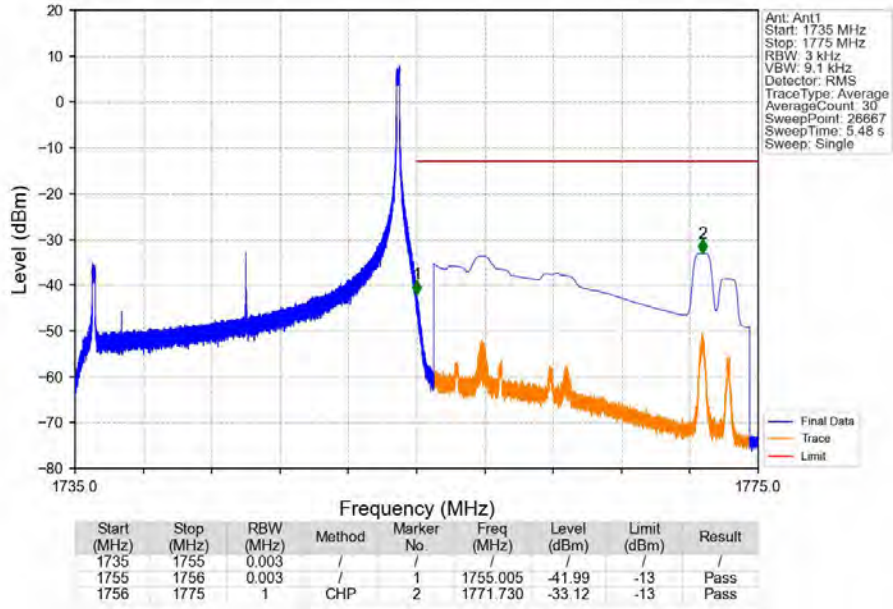
Band4\_20MHz\_16QAM\_HCH\_1745MHz\_RB\_1\_0\_NTNV



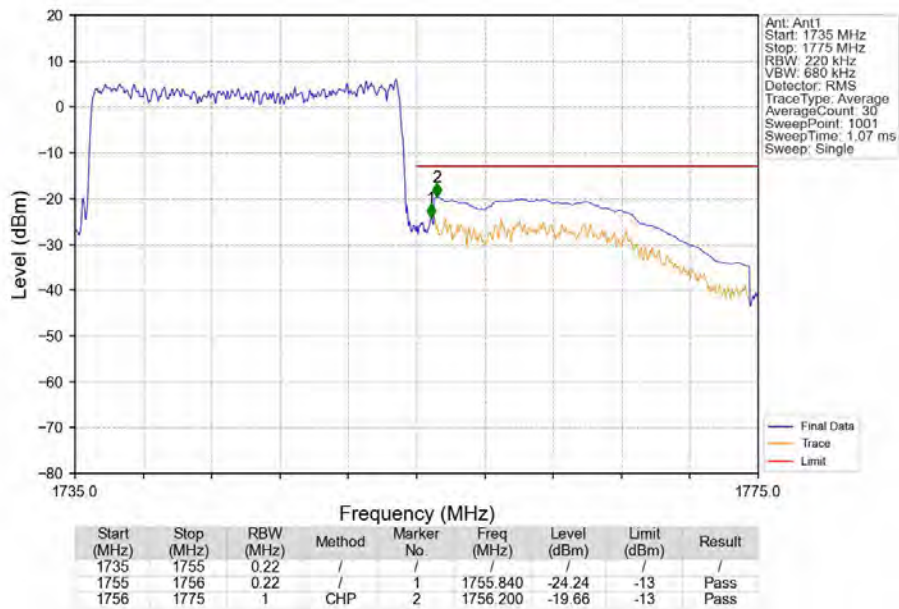
Band4\_20MHz\_16QAM\_HCH\_1745MHz\_RB\_1\_0\_NTNV



Band4\_20MHz\_16QAM\_HCH\_1745MHz\_RB\_1\_99\_NTNV



Band4\_20MHz\_16QAM\_HCH\_1745MHz\_RB\_100\_0\_NTNV





## 7. Form731

### 7.1 Form731\_Power

#### 7.1.1 Test Result

Band	BW	Lower Freq	High Freq	MAX Power (W)	Value	Hz/ppm	Emission Designator	Rule Parts	MAX Power (dBm)
4	1.4	1710.7	1754.3	0.2612	0.0275	ppm	1M14G7D	27L	24.17
4	1.4	1710.7	1754.3	0.2541	0.0246	ppm	1M14W7D	27L	24.05
4	3	1711.5	1753.5	0.2594	0.0236	ppm	2M79G7D	27L	24.14
4	3	1711.5	1753.5	0.2529	0.0259	ppm	2M78W7D	27L	24.03
4	5	1712.5	1752.5	0.2612	0.0256	ppm	4M62G7D	27L	24.17
4	5	1712.5	1752.5	0.2377	0.0235	ppm	4M63W7D	27L	23.76
4	10	1715	1750	0.2612	0.0181	ppm	9M15G7D	27L	24.17
4	10	1715	1750	0.2780	0.0207	ppm	9M21W7D	27L	24.44
4	15	1717.5	1747.5	0.2559	0.0191	ppm	13M7G7D	27L	24.08
4	15	1717.5	1747.5	0.2754	0.0238	ppm	13M8W7D	27L	24.40
4	20	1720	1745	0.2636	0.0202	ppm	18M3G7D	27L	24.21
4	20	1720	1745	0.2600	0.0228	ppm	18M4W7D	27L	24.15

### 7.2 Form731\_EIRP

#### 7.2.1 Test Result

Band	BW	Lower Freq	High Freq	MAX Power (W)	Value	Hz/ppm	Emission Designator	Rule Parts	MAX Power (dBm)
4	1.4	1710.7	1754.3	0.2355	0.0275	ppm	1M14G7D	27L	23.72
4	1.4	1710.7	1754.3	0.2291	0.0246	ppm	1M14W7D	27L	23.60
4	3	1711.5	1753.5	0.2339	0.0236	ppm	2M79G7D	27L	23.69
4	3	1711.5	1753.5	0.2280	0.0259	ppm	2M78W7D	27L	23.58
4	5	1712.5	1752.5	0.2355	0.0256	ppm	4M62G7D	27L	23.72
4	5	1712.5	1752.5	0.2143	0.0235	ppm	4M63W7D	27L	23.31
4	10	1715	1750	0.2355	0.0181	ppm	9M15G7D	27L	23.72
4	10	1715	1750	0.2506	0.0207	ppm	9M21W7D	27L	23.99
4	15	1717.5	1747.5	0.2307	0.0191	ppm	13M7G7D	27L	23.63
4	15	1717.5	1747.5	0.2483	0.0238	ppm	13M8W7D	27L	23.95
4	20	1720	1745	0.2377	0.0202	ppm	18M3G7D	27L	23.76
4	20	1720	1745	0.2344	0.0228	ppm	18M4W7D	27L	23.70