


Client	Zen Within Inc	
Product	Zen	
Standard(s)	RSS 210 Issue 8:2010 / FCC Part 15 Subpart C 15:2013	



Figure 1: Radiated emission setup – photo 1


Client	Zen Within Inc	
Product	Zen	
Standard(s)	RSS 210 Issue 8:2010 / FCC Part 15 Subpart C 15:2013	



Figure 2: Radiated emission setup – photo 2



Client	Zen Within Inc	
Product	Zen	
Standard(s)	RSS 210 Issue 8:2010 / FCC Part 15 Subpart C 15:2013	



Figure 3: Radiated emission setup – photo 3

Client	Zen Within Inc	
Product	Zen	
Standard(s)	RSS 210 Issue 8:2010 / FCC Part 15 Subpart C 15:2013	





Figure 4: Antenna port conducted emission setup – photo

Client	Zen Within Inc	
Product	Zen	
Standard(s)	RSS 210 Issue 8:2010 / FCC Part 15 Subpart C 15:2013	





Figure 5: Power line conducted emission setup – photo 1

Client	Zen Within Inc	
Product	Zen	
Standard(s)	RSS 210 Issue 8:2010 / FCC Part 15 Subpart C 15:2013	




Figure 6: Power line conducted emission setup – photo 2