


Appendix II

Setup Photographs



Project No.: 4791434720-1

AC Power Line Conducted Emission




Radiated Band edge and Spurious Emission (Above 1 GHz)


X-axis (final)



Y-axis



Z-axis



RADIATED RF MEASUREMENT SETUP (30MHz~1GHz)



RADIATED RF MEASUREMENT SETUP (Below 30MHz)

