

Test mode: 802.11ac 20MHz TX Frequency: 5180MHz, 5240MHz, 5745MHz, 5825MHz

The EUT is tested Radiated Band Edge at each test mode in three axes. Besides, We have tested the single antenna transmit mode and the dual antenna emission mode. The worst emissions are reflected in the following plots



## ACCURATE TECHNOLOGY CO., LTD.

F1,Bldg,A,Changyuan New Material Port Keyuan Rd,  
Science & Industry Park,Nanshan Shenzhen,P.R.China

Site: 1# Chamber

Tel:+86-0755-26503290

Fax:+86-0755-26503396

Job No.: star2017 #1006

Standard: FCC PK

Test item: Radiation Test

Temp.( C)/Hum.(%) 25 C / 55 %

EUT: WiFi module

Mode: TX Channel 36-AC 20MHz

Model: M632USA1

Manufacturer: Xiamen Prima Technology Inc.

Polarization: Horizontal

Power Source: DC 3.3V

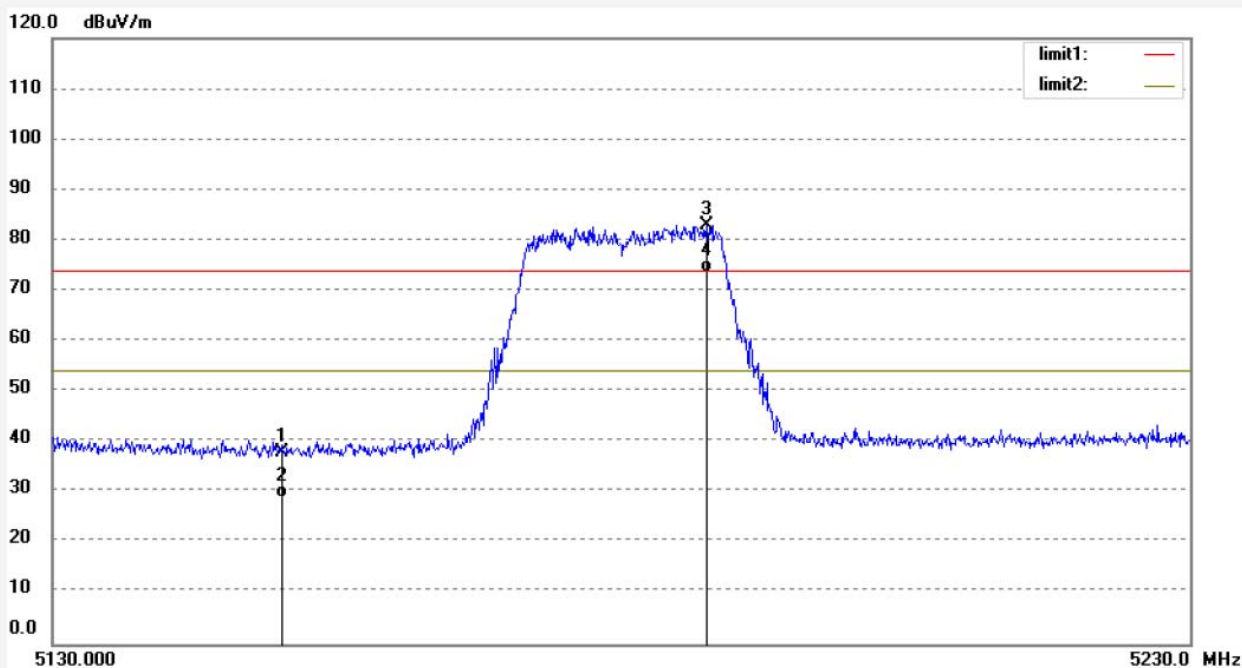
Date: 2018/01/23

Time: 9/16/20

Engineer Signature: star

Distance: 3m

Note: Report NO.:ATE20172554



No.	Freq. (MHz)	Reading (dBuV/m)	Factor (dB)	Result (dBuV/m)	Limit (dBuV/m)	Margin (dB)	Detector	Height (cm)	Degree (deg.)	Remark
1	5150.000	35.85	2.04	37.89	74.00	-36.11	peak	200	74	
2	5150.000	26.91	2.04	28.95	54.00	-25.05	AVG	200	142	
3	5187.279	80.98	2.08	83.06			peak	200	139	
4	5187.279	71.54	2.08	73.62			AVG	200	256	

Job No.: star2017 #1007

Standard: FCC PK

Test item: Radiation Test

Temp.( C)/Hum.(%) 25 C / 55 %

EUT: WiFi module

Mode: TX Channel 36-AC 20MHz

Model: M632USA1

Manufacturer: Xiamen Prima Technology Inc.

Polarization: Vertical

Power Source: DC 3.3V

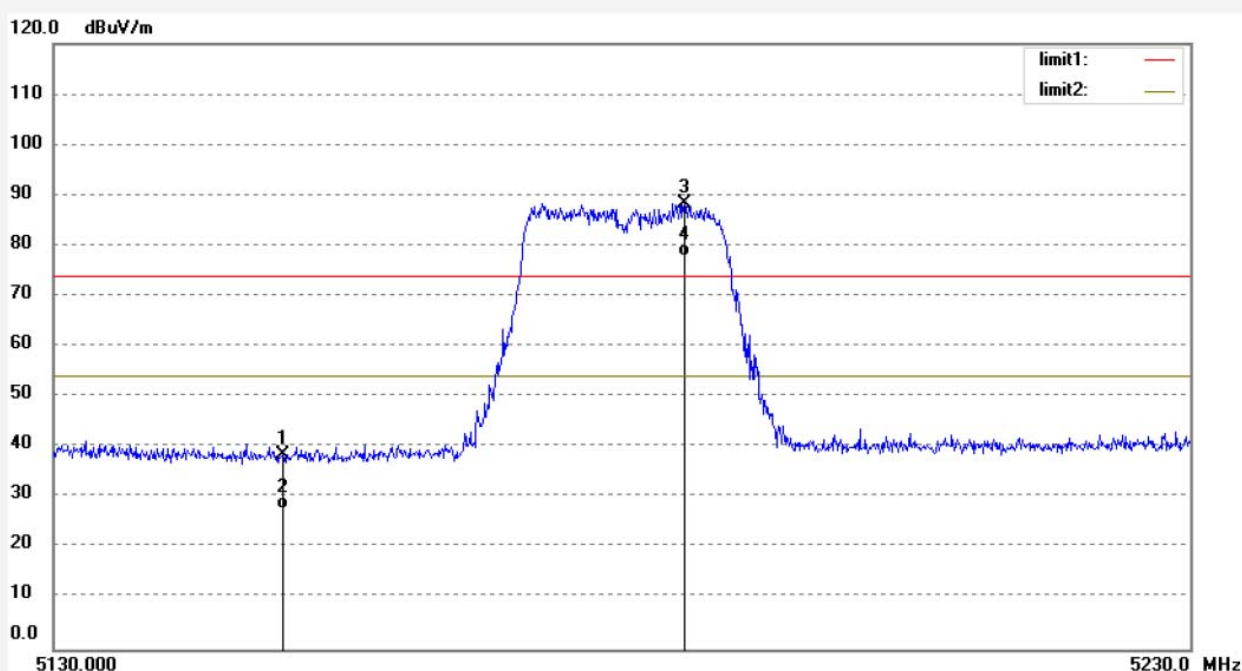
Date: 2018/01/23

Time: 9/17/09

Engineer Signature: star

Distance: 3m

Note: Report NO.:ATE20172554



No.	Freq. (MHz)	Reading (dBuV/m)	Factor (dB)	Result (dBuV/m)	Limit (dBuV/m)	Margin (dB)	Detector	Height (cm)	Degree (deg.)	Remark
1	5150.000	36.40	2.04	38.44	74.00	-35.56	peak	150	271	
2	5150.000	25.77	2.04	27.81	54.00	-26.19	AVG	150	125	
3	5185.273	86.35	2.08	88.43			peak	150	245	
4	5185.273	75.69	2.08	77.77			AVG	150	347	

Job No.: star2017 #1009

Standard: FCC PK

Test item: Radiation Test

Temp.( C)/Hum.(%) 25 C / 55 %

EUT: WiFi module

Mode: TX Channel 48-AC 20MHz

Model: M632USA1

Manufacturer: Xiamen Prima Technology Inc.

Polarization: Horizontal

Power Source: DC 3.3V

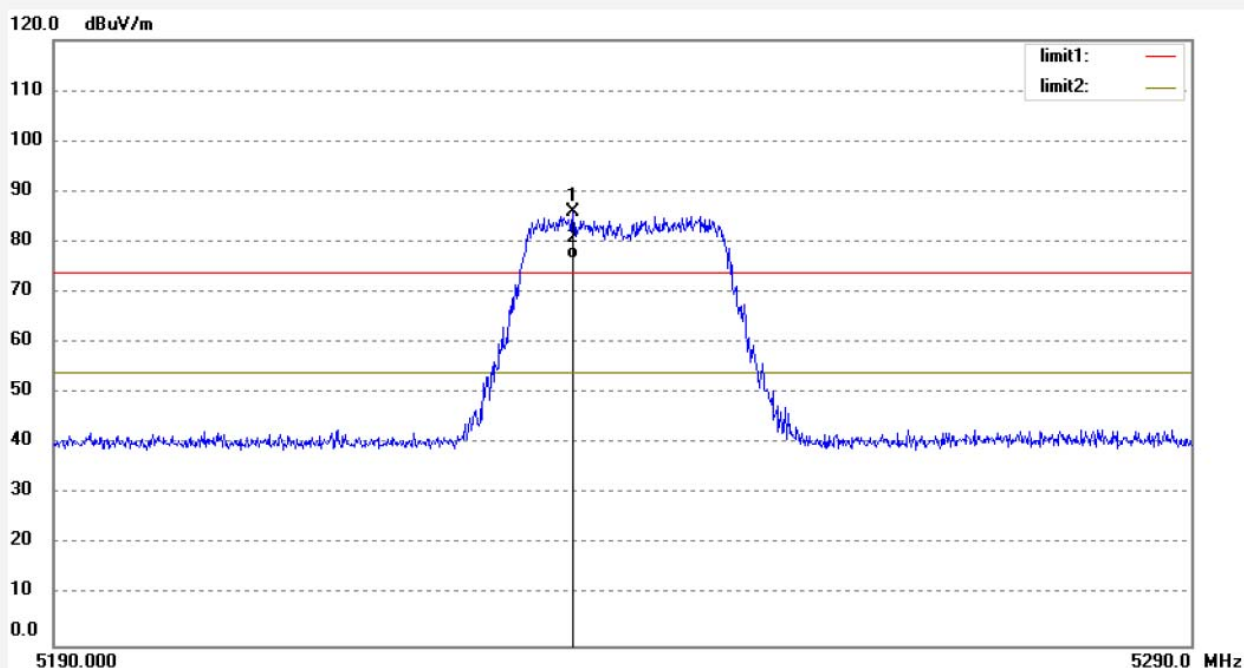
Date: 2018/01/23

Time: 9/19/19

Engineer Signature: star

Distance: 3m

Note: Report NO.:ATE20172554



No.	Freq. (MHz)	Reading (dBuV/m)	Factor (dB)	Result (dBuV/m)	Limit (dBuV/m)	Margin (dB)	Detector	Height (cm)	Degree (deg.)	Remark
1	5235.455	83.69	2.14	85.83			peak	200	327	
2	5235.455	74.41	2.14	76.55			AVG	200	311	



Job No.: star2017 #1008

Standard: FCC PK

Test item: Radiation Test

Temp.( C)/Hum.(%) 25 C / 55 %

EUT: WiFi module

Mode: TX Channel 48-AC 20MHz

Model: M632USA1

Manufacturer: Xiamen Prima Technology Inc.

Polarization: Vertical

Power Source: DC 3.3V

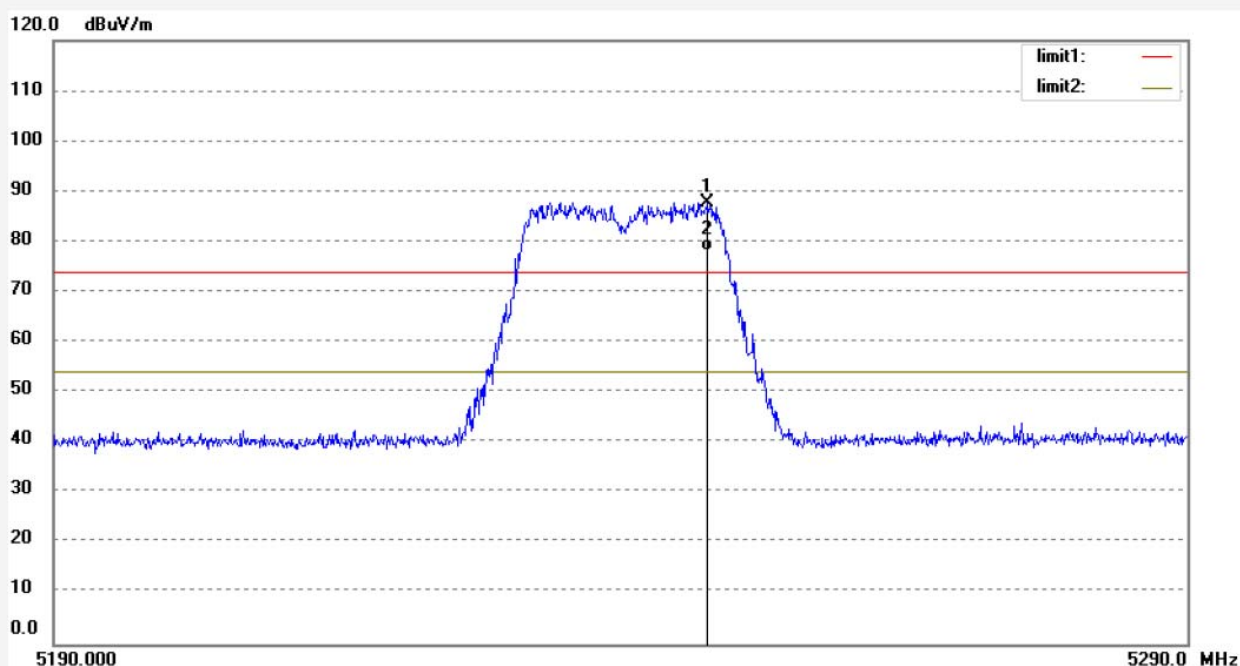
Date: 2018/01/23

Time: 9/18/35

Engineer Signature: star

Distance: 3m

Note: Report NO.:ATE20172554



No.	Freq. (MHz)	Reading (dBuV/m)	Factor (dB)	Result (dBuV/m)	Limit (dBuV/m)	Margin (dB)	Detector	Height (cm)	Degree (deg.)	Remark
1	5247.482	85.69	2.16	87.85			peak	150	272	
2	5247.482	76.08	2.16	78.24			AVG	150	199	

Job No.: star2017 #1010

Standard: FCC PK

Test item: Radiation Test

Temp.( C)/Hum.(%) 25 C / 55 %

EUT: WiFi module

Mode: TX Channel 149-AC 20MHz

Model: M632USA1

Manufacturer: Xiamen Prima Technology Inc.

Polarization: Horizontal

Power Source: DC 3.3V

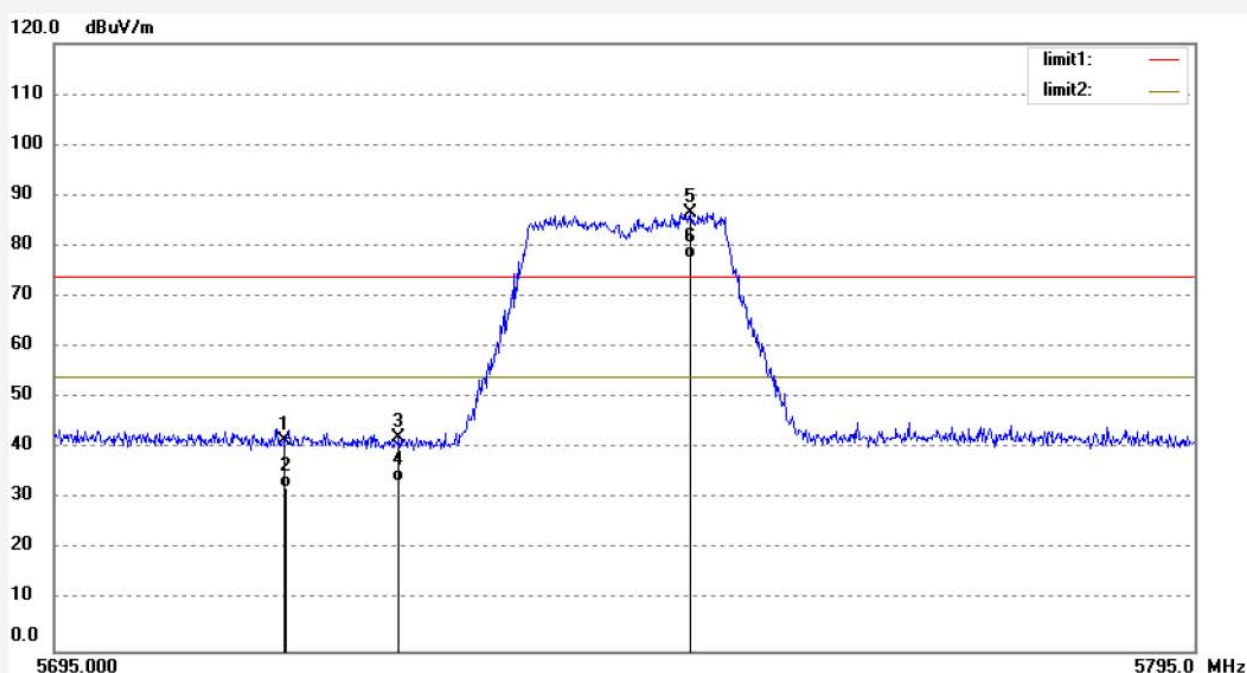
Date: 2018/01/23

Time: 9/20/46

Engineer Signature: star

Distance: 3m

Note: Report NO.:ATE20172554



No.	Freq. (MHz)	Reading (dBuV/m)	Factor (dB)	Result (dBuV/m)	Limit (dBuV/m)	Margin (dB)	Detector	Height (cm)	Degree (deg.)	Remark
1	5715.000	38.84	2.74	41.58	74.00	-32.42	peak	200	206	
2	5715.000	29.47	2.74	32.21	54.00	-21.79	AVG	200	157	
3	5725.000	39.28	2.75	42.03	74.00	-31.97	peak	200	154	
4	5725.000	30.65	2.75	33.40	54.00	-20.60	AVG	200	115	
5	5750.597	83.87	2.79	86.66			peak	200	102	
6	5750.597	74.62	2.79	77.41			AVG	200	67	

Job No.: star2017 #1011

Standard: FCC PK

Test item: Radiation Test

Temp.( C)/Hum.(%) 25 C / 55 %

EUT: WiFi module

Mode: TX Channel 149-AC 20MHz

Model: M632USA1

Manufacturer: Xiamen Prima Technology Inc.

Polarization: Vertical

Power Source: DC 3.3V

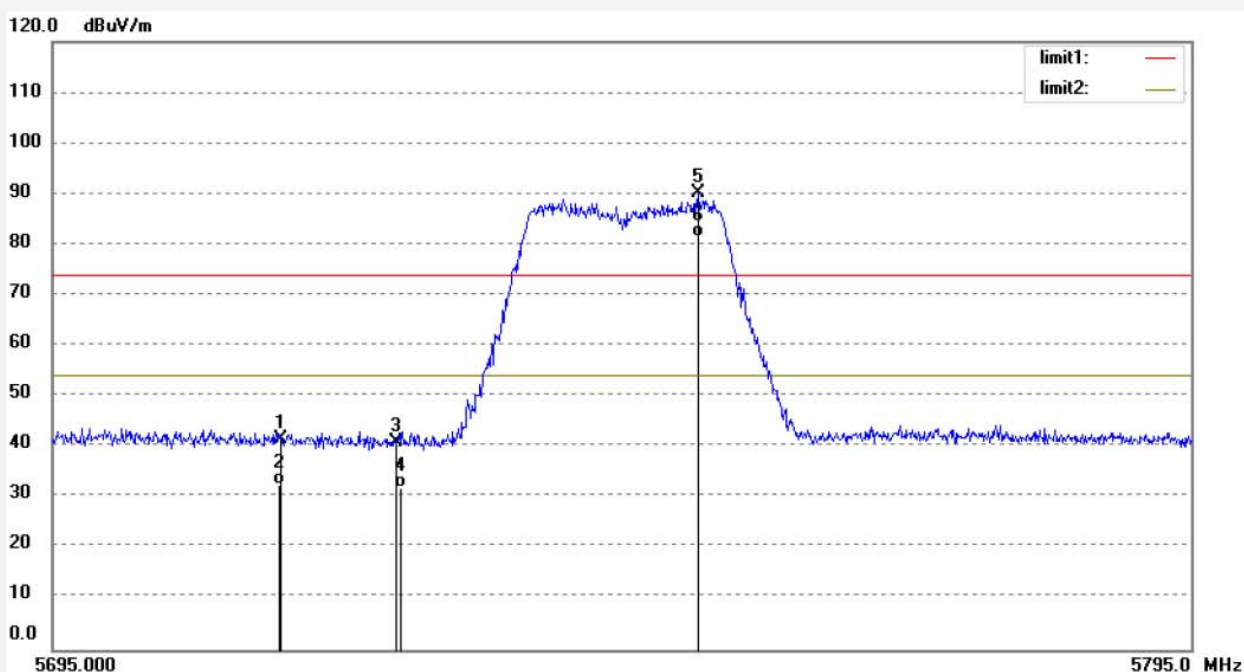
Date: 2018/01/23

Time: 9/21/34

Engineer Signature: star

Distance: 3m

Note: Report NO.:ATE20172554



No.	Freq. (MHz)	Reading (dBuV/m)	Factor (dB)	Result (dBuV/m)	Limit (dBuV/m)	Margin (dB)	Detector	Height (cm)	Degree (deg.)	Remark
1	5715.000	38.92	2.74	41.66	74.00	-32.34	peak	150	289	
2	5715.000	29.77	2.74	32.51	54.00	-21.49	AVG	150	300	
3	5725.000	38.07	2.75	40.82	74.00	-33.18	peak	150	265	
4	5725.000	29.14	2.75	31.89	54.00	-22.11	AVG	150	177	
5	5751.500	87.27	2.79	90.06			peak	150	204	
6	5751.500	78.64	2.79	81.43			AVG	150	147	



Job No.: star2017 #1013

Standard: FCC PK

Test item: Radiation Test

Temp.( C)/Hum.(%) 25 C / 55 %

EUT: WiFi module

Mode: TX Channel 165-AC 20MHz

Model: M632USA1

Manufacturer: Xiamen Prima Technology Inc.

Polarization: Horizontal

Power Source: DC 3.3V

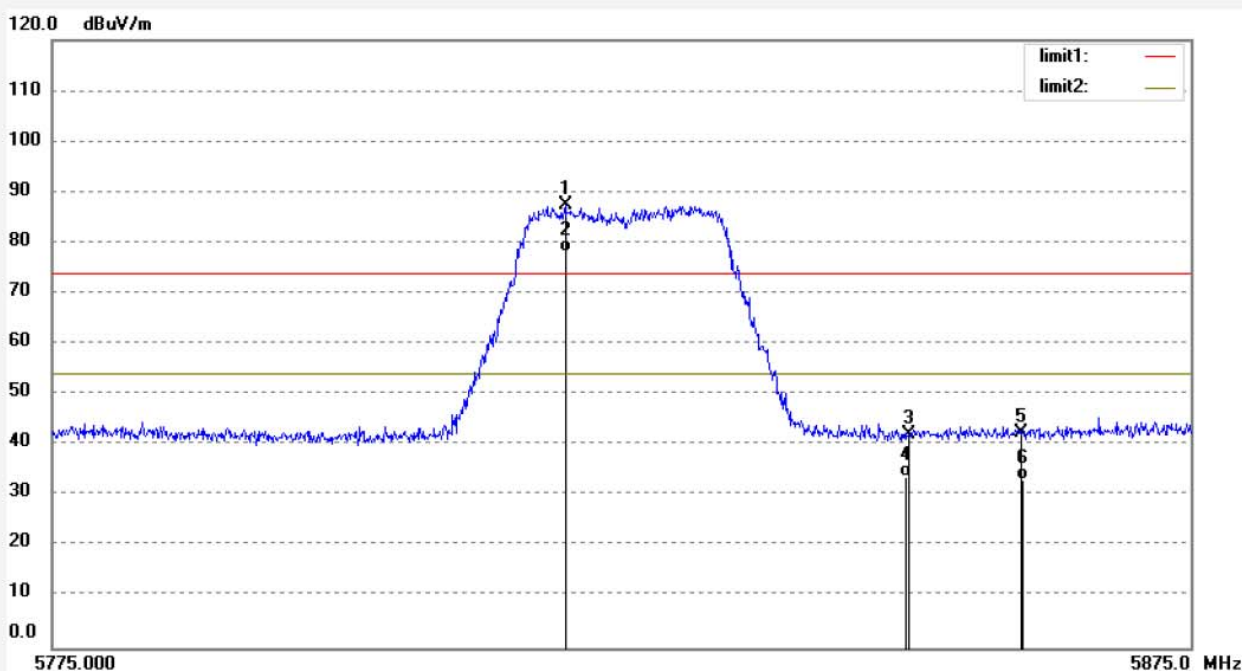
Date: 2018/01/23

Time: 9/24/10

Engineer Signature: star

Distance: 3m

Note: Report NO.:ATE20172554



No.	Freq. (MHz)	Reading (dBuV/m)	Factor (dB)	Result (dBuV/m)	Limit (dBuV/m)	Margin (dB)	Detector	Height (cm)	Degree (deg.)	Remark
1	5819.878	84.49	2.89	87.38			peak	200	157	
2	5819.878	75.28	2.89	78.17			AVG	200	165	
3	5850.000	39.27	2.93	42.20	74.00	-31.80	peak	200	200	
4	5850.000	30.69	2.93	33.62	54.00	-20.38	AVG	200	186	
5	5860.000	39.39	2.95	42.34	74.00	-31.66	peak	200	180	
6	5860.000	30.22	2.95	33.17	54.00	-20.83	AVG	200	174	

Job No.: star2017 #1012

Standard: FCC PK

Test item: Radiation Test

Temp.( C)/Hum.(%) 25 C / 55 %

EUT: WiFi module

Mode: TX Channel 165-AC 20MHz

Model: M632USA1

Manufacturer: Xiamen Prima Technology Inc.

Polarization: Vertical

Power Source: DC 3.3V

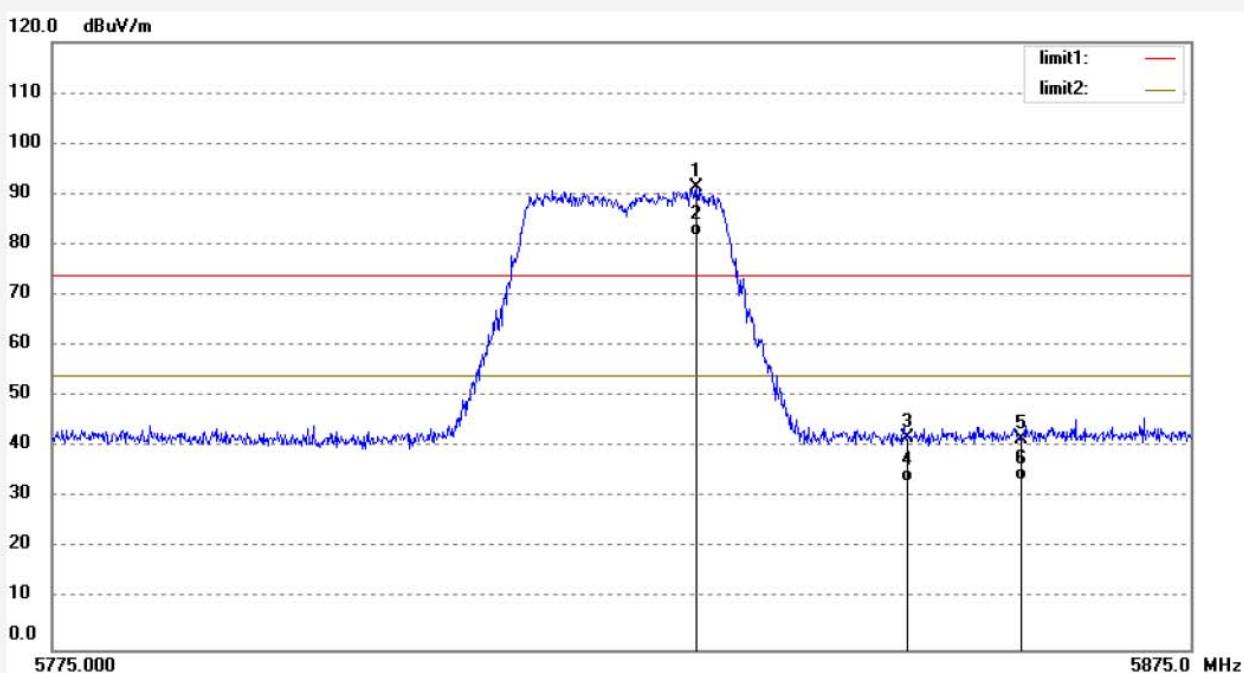
Date: 2018/01/23

Time: 9/23/02

Engineer Signature: star

Distance: 3m

Note: Report NO.:ATE20172554



No.	Freq. (MHz)	Reading (dBuV/m)	Factor (dB)	Result (dBuV/m)	Limit (dBuV/m)	Margin (dB)	Detector	Height (cm)	Degree (deg.)	Remark
1	5831.402	88.35	2.90	91.25			peak	150	245	
2	5831.402	78.95	2.90	81.85			AVG	150	107	
3	5850.000	38.97	2.93	41.90	74.00	-32.10	peak	150	100	
4	5850.000	30.14	2.93	33.07	54.00	-20.93	AVG	150	35	
5	5860.000	38.71	2.95	41.66	74.00	-32.34	peak	150	207	
6	5860.000	30.47	2.95	33.42	54.00	-20.58	AVG	150	241	



Test mode: 802.11N 40MHz TX Frequency: 5190MHz, 5230MHz, 5755MHz, 5795MHz

The EUT is tested Radiated Band Edge at each test mode in three axes. Besides, We have tested the single antenna transmit mode and the dual antenna emission mode. The worst emissions are reflected in the following plots



## ACCURATE TECHNOLOGY CO., LTD.

F1,Bldg,A,Changyuan New Material Port Keyuan Rd,  
Science & Industry Park,Nanshan Shenzhen,P.R.China

Site: 1# Chamber

Tel:+86-0755-26503290

Fax:+86-0755-26503396

Job No.: star2017 #1014

Standard: FCC PK

Test item: Radiation Test

Temp.( C)/Hum.(%) 25 C / 55 %

EUT: WiFi module

Mode: TX Channel 38-N 40MHz

Model: M632USA1

Manufacturer: Xiamen Prima Technology Inc.

Polarization: Horizontal

Power Source: DC 3.3V

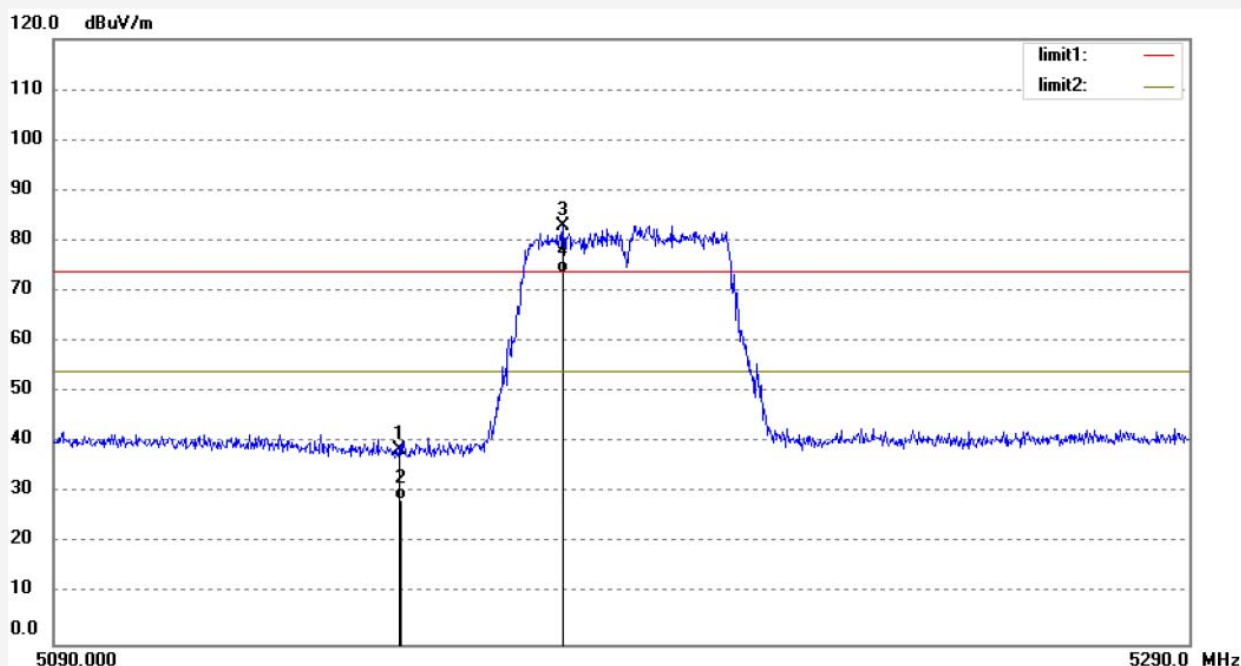
Date: 2018/01/23

Time: 9/28/17

Engineer Signature: star

Distance: 3m

Note: Report NO.:ATE20172554



No.	Freq. (MHz)	Reading (dBuV/m)	Factor (dB)	Result (dBuV/m)	Limit (dBuV/m)	Margin (dB)	Detector	Height (cm)	Degree (deg.)	Remark
1	5150.000	36.41	2.04	38.45	74.00	-35.55	peak	200	107	
2	5150.000	26.59	2.04	28.63	54.00	-25.37	AVG	200	124	
3	5178.827	80.94	2.07	83.01			peak	200	144	
4	5178.827	71.59	2.07	73.66			AVG	200	256	

Job No.: star2017 #1015

Standard: FCC PK

Test item: Radiation Test

Temp.( C)/Hum.(%) 25 C / 55 %

EUT: WiFi module

Mode: TX Channel 38-N 40MHz

Model: M632USA1

Manufacturer: Xiamen Prima Technology Inc.

Polarization: Vertical

Power Source: DC 3.3V

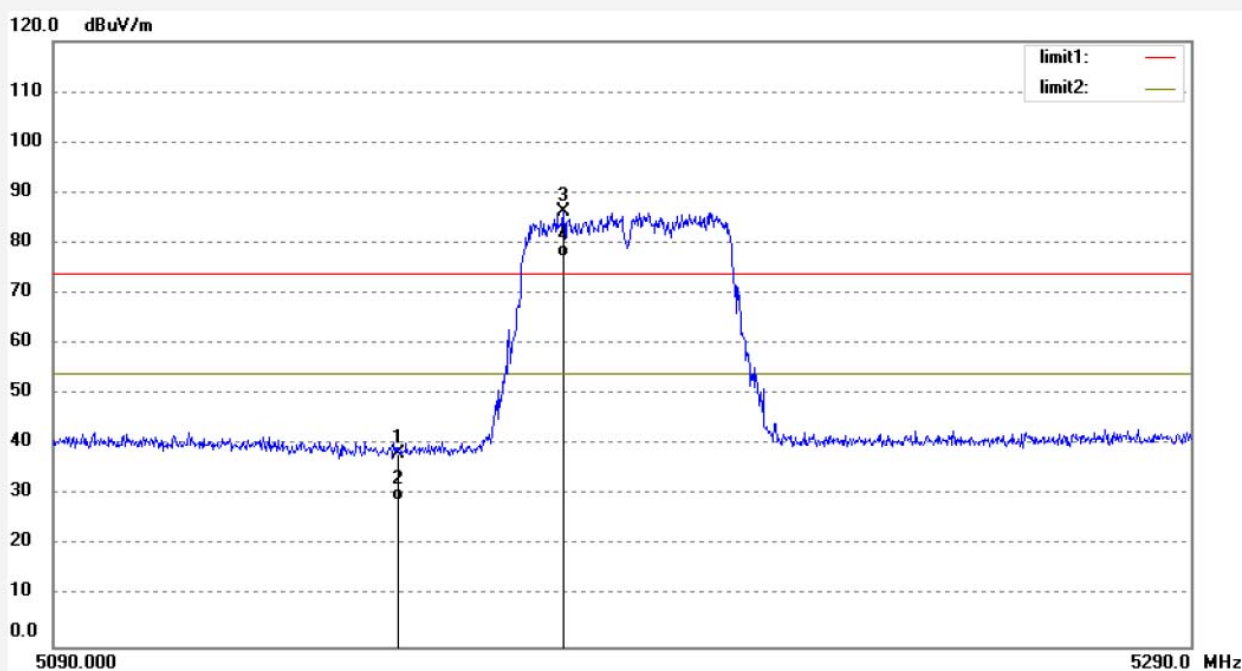
Date: 2018/01/23

Time: 9/29/39

Engineer Signature: star

Distance: 3m

Note: Report NO.:ATE20172554



No.	Freq. (MHz)	Reading (dBuV/m)	Factor (dB)	Result (dBuV/m)	Limit (dBuV/m)	Margin (dB)	Detector	Height (cm)	Degree (deg.)	Remark
1	5150.000	36.31	2.04	38.35	74.00	-35.65	peak	150	209	
2	5150.000	26.97	2.04	29.01	54.00	-24.99	AVG	150	127	
3	5178.827	84.17	2.07	86.24			peak	150	277	
4	5178.827	75.10	2.07	77.17			AVG	150	74	

Job No.: star2017 #1017

Standard: FCC PK

Test item: Radiation Test

Temp.( C)/Hum.(%) 25 C / 55 %

EUT: WiFi module

Mode: TX Channel 46-N 40MHz

Model: M632USA1

Manufacturer: Xiamen Prima Technology Inc.

Polarization: Horizontal

Power Source: DC 3.3V

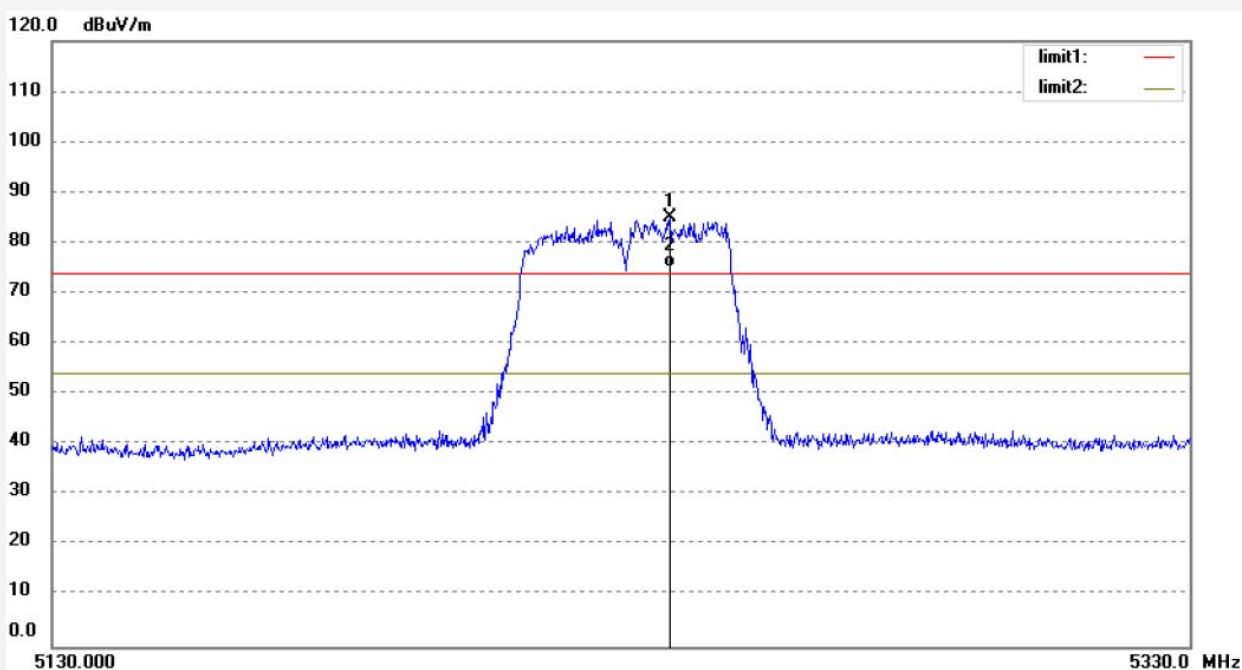
Date: 2018/01/23

Time: 9/35/32

Engineer Signature: star

Distance: 3m

Note: Report NO.:ATE20172554



No.	Freq. (MHz)	Reading (dBuV/m)	Factor (dB)	Result (dBuV/m)	Limit (dBuV/m)	Margin (dB)	Detector	Height (cm)	Degree (deg.)	Remark
1	5237.668	82.94	2.14	85.08			peak	200	314	
2	5237.668	73.11	2.14	75.25			AVG	200	308	



Job No.: star2017 #1016

Standard: FCC PK

Test item: Radiation Test

Temp.( C)/Hum.(%) 25 C / 55 %

EUT: WiFi module

Mode: TX Channel 46-N 40MHz

Model: M632USA1

Manufacturer: Xiamen Prima Technology Inc.

Polarization: Vertical

Power Source: DC 3.3V

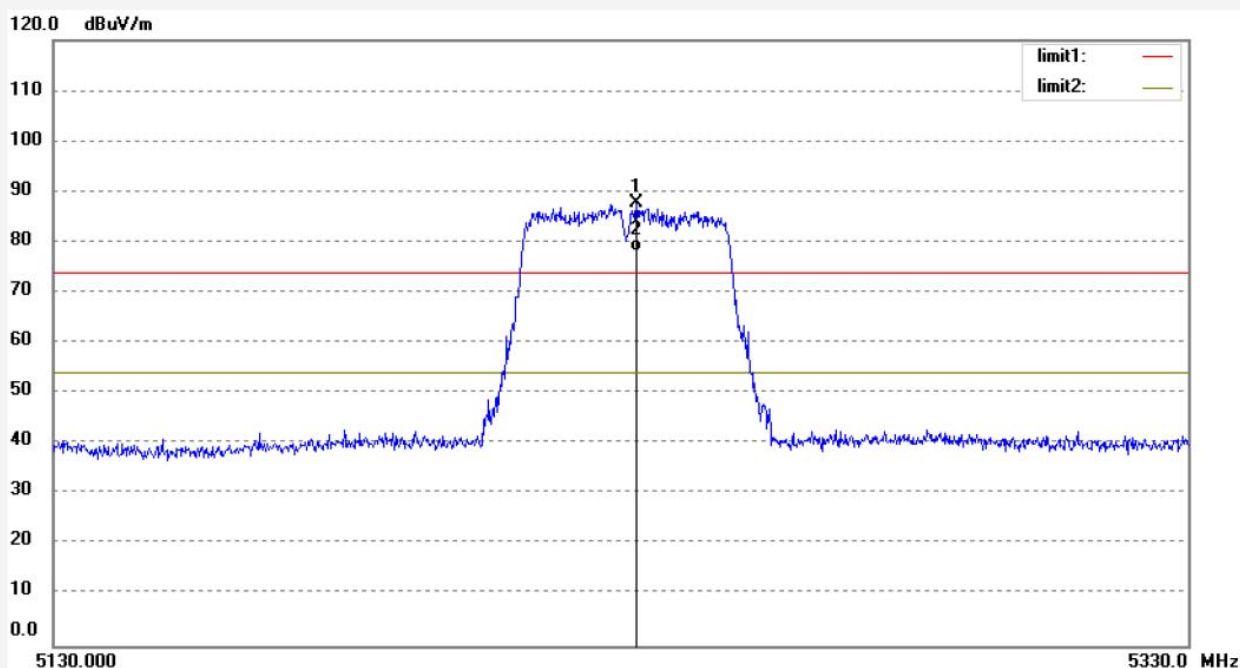
Date: 2018/01/23

Time: 9/34/37

Engineer Signature: star

Distance: 3m

Note: Report NO.:ATE20172554



No.	Freq. (MHz)	Reading (dBuV/m)	Factor (dB)	Result (dBuV/m)	Limit (dBuV/m)	Margin (dB)	Detector	Height (cm)	Degree (deg.)	Remark
1	5231.850	85.51	2.13	87.64			peak	150	89	
2	5231.850	76.00	2.13	78.13			AVG	150	12	

Job No.: star2017 #1018

Standard: FCC PK

Test item: Radiation Test

Temp.( C)/Hum.(%) 25 C / 55 %

EUT: WiFi module

Mode: TX Channel 151-N 40MHz

Model: M632USA1

Manufacturer: Xiamen Prima Technology Inc.

Polarization: Horizontal

Power Source: DC 3.3V

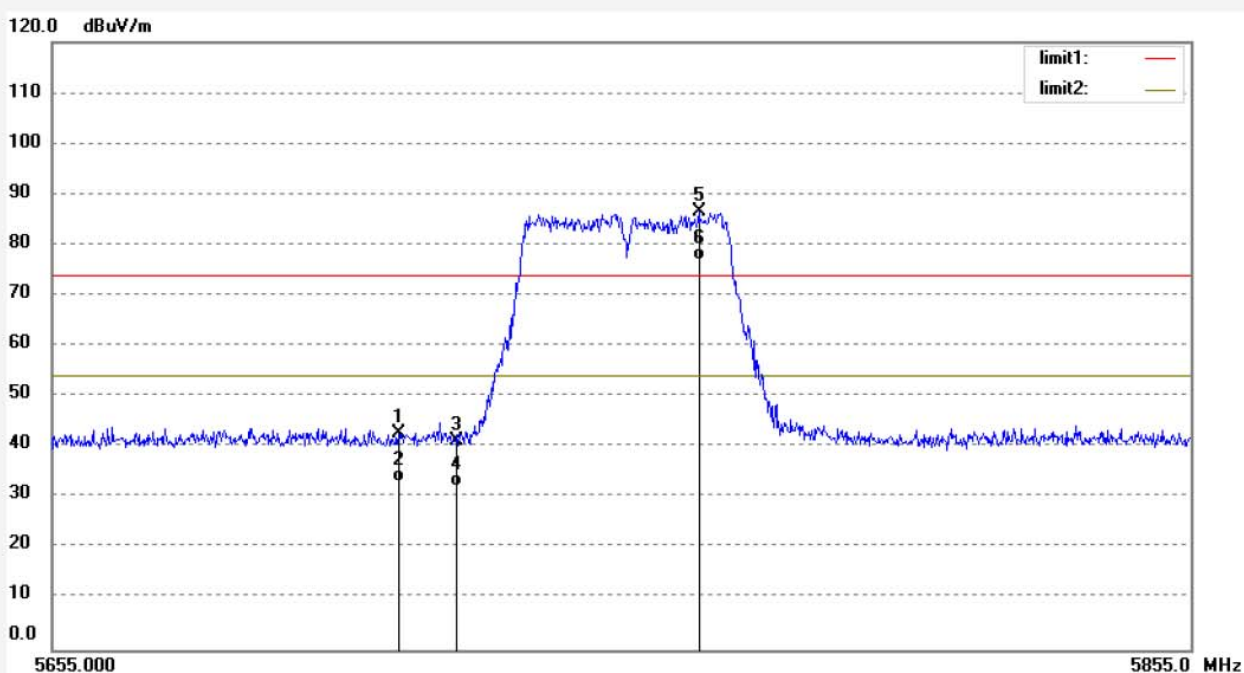
Date: 2018/01/23

Time: 9/36/56

Engineer Signature: star

Distance: 3m

Note: Report NO.:ATE20172554



No.	Freq. (MHz)	Reading (dBuV/m)	Factor (dB)	Result (dBuV/m)	Limit (dBuV/m)	Margin (dB)	Detector	Height (cm)	Degree (deg.)	Remark
1	5715.000	39.88	2.74	42.62	74.00	-31.38	peak	200	204	
2	5715.000	30.52	2.74	33.26	54.00	-20.74	AVG	200	189	
3	5725.000	38.58	2.75	41.33	74.00	-32.67	peak	200	199	
4	5725.000	29.62	2.75	32.37	54.00	-21.63	AVG	200	214	
5	5767.774	83.69	2.82	86.51			peak	200	267	
6	5767.774	74.17	2.82	76.99			AVG	200	300	

Job No.: star2017 #1019

Standard: FCC PK

Test item: Radiation Test

Temp.( C)/Hum.(%) 25 C / 55 %

EUT: WiFi module

Mode: TX Channel 151-N 40MHz

Model: M632USA1

Manufacturer: Xiamen Prima Technology Inc.

Polarization: Vertical

Power Source: DC 3.3V

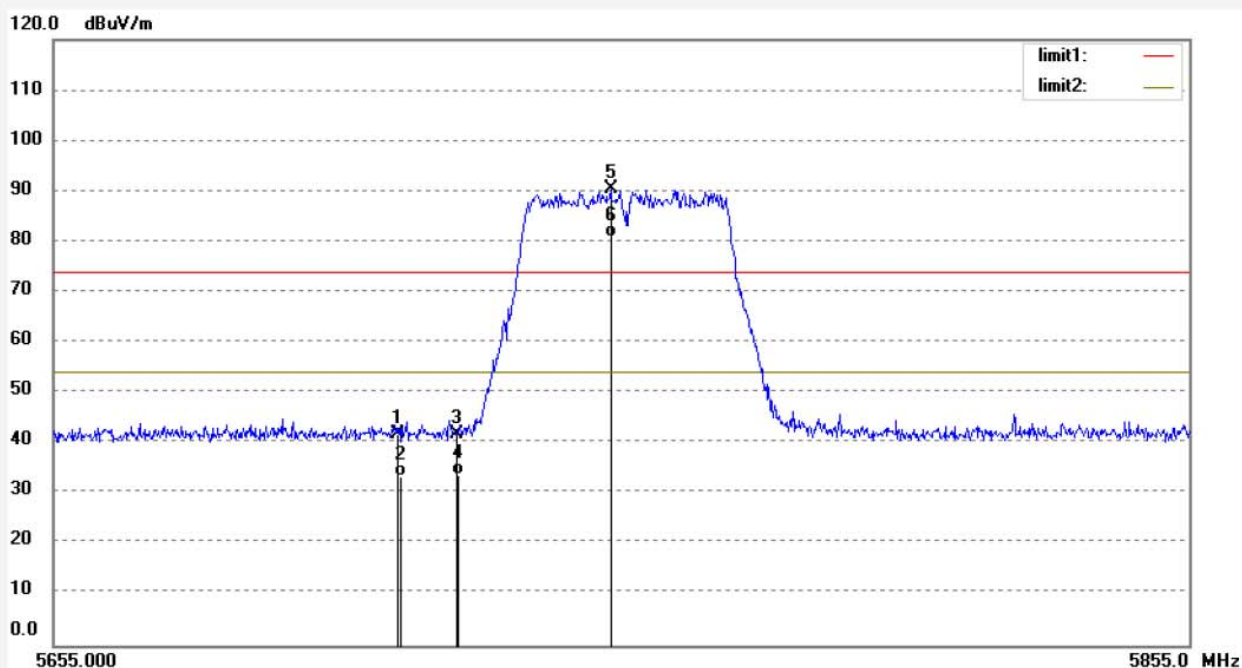
Date: 2018/01/23

Time: 9/37/50

Engineer Signature: star

Distance: 3m

Note: Report NO.:ATE20172554



No.	Freq. (MHz)	Reading (dBuV/m)	Factor (dB)	Result (dBuV/m)	Limit (dBuV/m)	Margin (dB)	Detector	Height (cm)	Degree (deg.)	Remark
1	5715.000	39.20	2.74	41.94	74.00	-32.06	peak	150	200	
2	5715.000	30.79	2.74	33.53	54.00	-20.47	AVG	150	182	
3	5725.000	39.16	2.75	41.91	74.00	-32.09	peak	150	147	
4	5725.000	30.85	2.75	33.60	54.00	-20.40	AVG	150	344	
5	5752.328	87.74	2.79	90.53			peak	150	254	
6	5752.328	78.14	2.79	80.93			AVG	150	167	



Job No.: star2017 #1021

Standard: FCC PK

Test item: Radiation Test

Temp.( C)/Hum.(%) 25 C / 55 %

EUT: WiFi module

Mode: TX Channel 159-N 40MHz

Model: M632USA1

Manufacturer: Xiamen Prima Technology Inc.

Polarization: Horizontal

Power Source: DC 3.3V

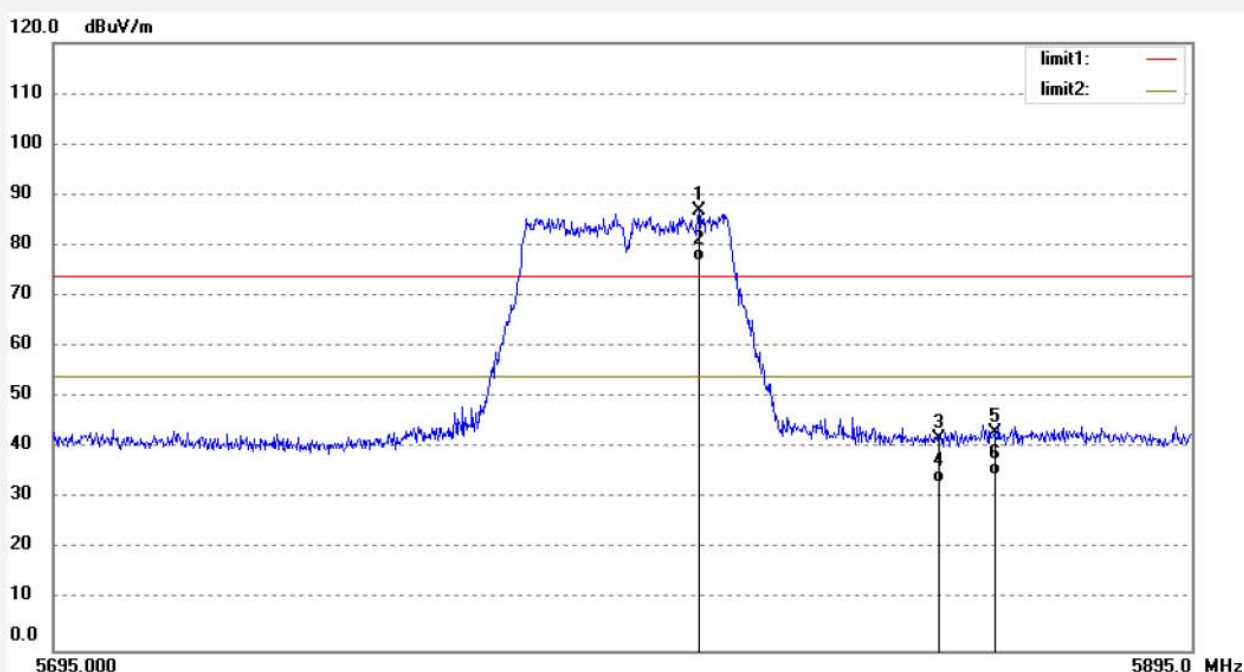
Date: 2018/01/23

Time: 9/40/36

Engineer Signature: star

Distance: 3m

Note: Report NO.:ATE20172554



No.	Freq. (MHz)	Reading (dBuV/m)	Factor (dB)	Result (dBuV/m)	Limit (dBuV/m)	Margin (dB)	Detector	Height (cm)	Degree (deg.)	Remark
1	5807.579	83.86	2.87	86.73			peak	200	189	
2	5807.579	74.19	2.87	77.06			AVG	200	300	
3	5850.000	38.95	2.93	41.88	74.00	-32.12	peak	200	264	
4	5850.000	30.08	2.93	33.01	54.00	-20.99	AVG	200	147	
5	5860.000	40.05	2.95	43.00	74.00	-31.00	peak	200	54	
6	5860.000	31.77	2.95	34.72	54.00	-19.28	AVG	200	142	

Job No.: star2017 #1020

Standard: FCC PK

Test item: Radiation Test

Temp.( C)/Hum.(%) 25 C / 55 %

EUT: WiFi module

Mode: TX Channel 159-N 40MHz

Model: M632USA1

Manufacturer: Xiamen Prima Technology Inc.

Polarization: Vertical

Power Source: DC 3.3V

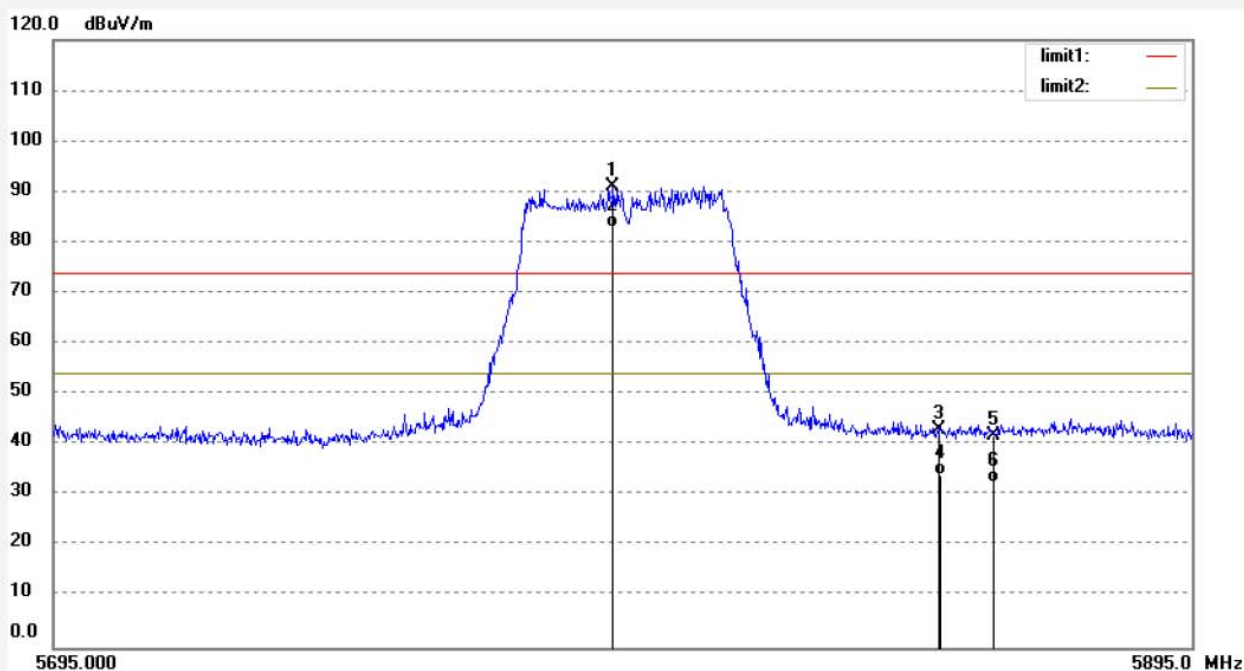
Date: 2018/01/23

Time: 9/39/54

Engineer Signature: star

Distance: 3m

Note: Report NO.:ATE20172554



No.	Freq. (MHz)	Reading (dBuV/m)	Factor (dB)	Result (dBuV/m)	Limit (dBuV/m)	Margin (dB)	Detector	Height (cm)	Degree (deg.)	Remark
1	5792.534	88.15	2.85	91.00			peak	150	54	
2	5792.534	80.00	2.85	82.85			AVG	150	251	
3	5850.000	40.02	2.93	42.95	74.00	-31.05	peak	150	341	
4	5850.000	31.14	2.93	34.07	54.00	-19.93	AVG	150	120	
5	5860.000	38.80	2.95	41.75	74.00	-32.25	peak	150	78	
6	5860.000	29.57	2.95	32.52	54.00	-21.48	AVG	150	145	

Test mode: 802.11ac 40MHz TX Frequency: 5190MHz, 5230MHz, 5755MHz, 5795MHz

The EUT is tested Radiated Band Edge at each test mode in three axes. Besides, We have tested the single antenna transmit mode and the dual antenna emission mode. The worst emissions are reflected in the following plots



## ACCURATE TECHNOLOGY CO., LTD.

F1,Bldg.A,Changyuan New Material Port Keyuan Rd,  
Science & Industry Park,Nanshan Shenzhen,P.R.China

Site: 1# Chamber

Tel:+86-0755-26503290

Fax:+86-0755-26503396

Job No.: star2017 #1022

Standard: FCC PK

Test item: Radiation Test

Temp.( C)/Hum.(%) 25 C / 55 %

EUT: WiFi module

Mode: TX Channel 38-AC 40MHz

Model: M632USA1

Manufacturer: Xiamen Prima Technology Inc.

Polarization: Horizontal

Power Source: DC 3.3V

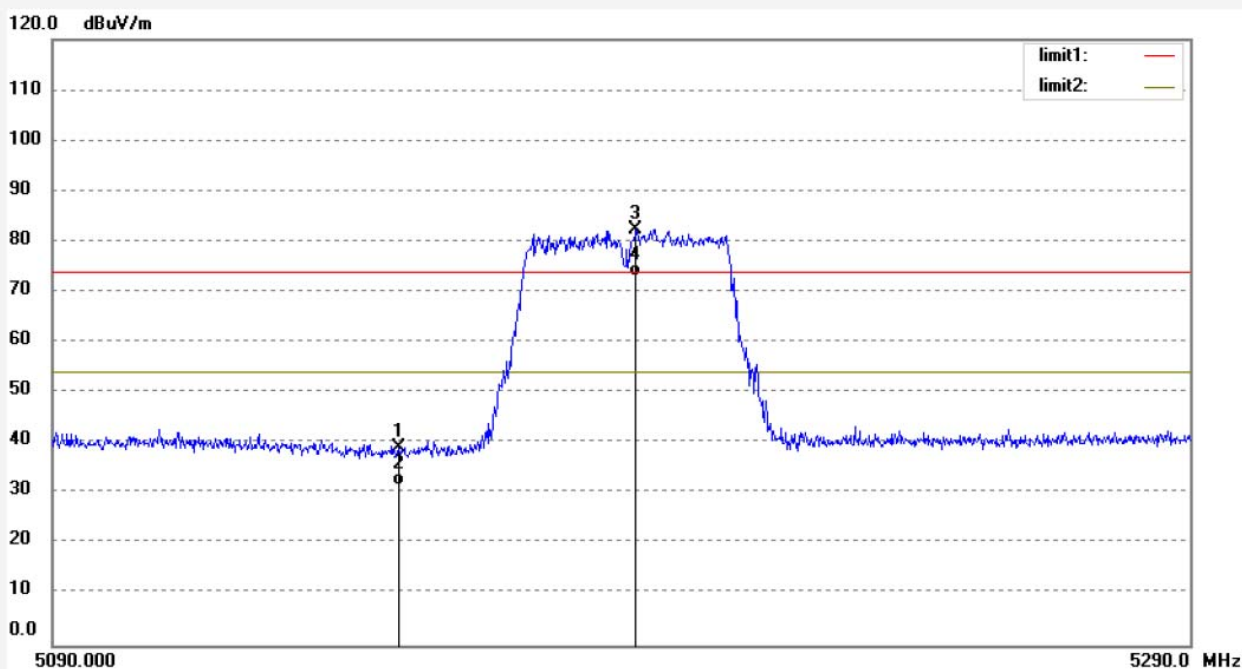
Date: 2018/01/23

Time: 9/42/14

Engineer Signature: star

Distance: 3m

Note: Report NO.:ATE20172554



No.	Freq. (MHz)	Reading (dBuV/m)	Factor (dB)	Result (dBuV/m)	Limit (dBuV/m)	Margin (dB)	Detector	Height (cm)	Degree (deg.)	Remark
1	5150.000	37.08	2.04	39.12	74.00	-34.88	peak	200	354	
2	5150.000	29.66	2.04	31.70	54.00	-22.30	AVG	200	300	
3	5191.642	80.28	2.09	82.37			peak	200	256	
4	5191.642	71.09	2.09	73.18			AVG	200	237	



Job No.: star2017 #1023

Standard: FCC PK

Test item: Radiation Test

Temp.( C)/Hum.(%) 25 C / 55 %

EUT: WiFi module

Mode: TX Channel 38-AC 40MHz

Model: M632USA1

Manufacturer: Xiamen Prima Technology Inc.

Polarization: Vertical

Power Source: DC 3.3V

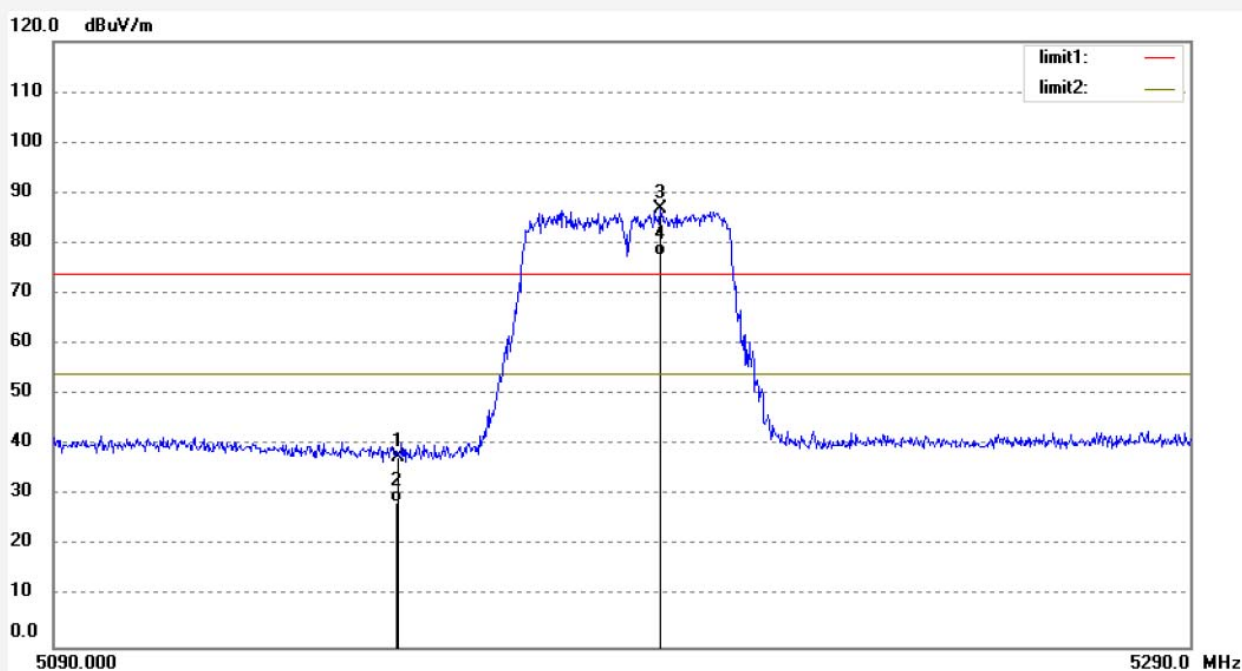
Date: 2018/01/23

Time: 9/43/07

Engineer Signature: star

Distance: 3m

Note: Report NO.:ATE20172554



No.	Freq. (MHz)	Reading (dBuV/m)	Factor (dB)	Result (dBuV/m)	Limit (dBuV/m)	Margin (dB)	Detector	Height (cm)	Degree (deg.)	Remark
1	5150.000	35.64	2.04	37.68	74.00	-36.32	peak	150	97	
2	5150.000	26.55	2.04	28.59	54.00	-25.41	AVG	150	153	
3	5195.854	84.70	2.09	86.79			peak	150	120	
4	5195.854	75.44	2.09	77.53			AVG	150	164	

Job No.: star2017 #1025

Standard: FCC PK

Test item: Radiation Test

Temp.( C)/Hum.(%) 25 C / 55 %

EUT: WiFi module

Mode: TX Channel 46-AC 40MHz

Model: M632USA1

Manufacturer: Xiamen Prima Technology Inc.

Polarization: Horizontal

Power Source: DC 3.3V

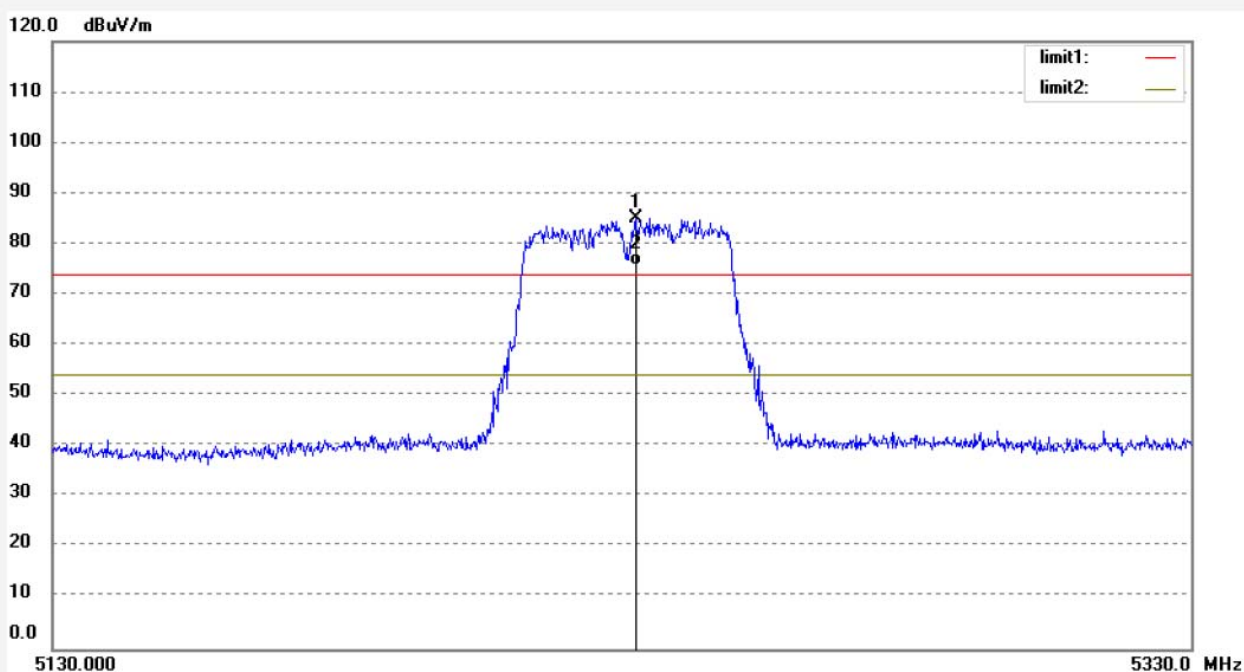
Date: 2018/01/23

Time: 9/45/31

Engineer Signature: star

Distance: 3m

Note: Report NO.:ATE20172554



No.	Freq. (MHz)	Reading (dBuV/m)	Factor (dB)	Result (dBuV/m)	Limit (dBuV/m)	Margin (dB)	Detector	Height (cm)	Degree (deg.)	Remark
1	5231.449	82.85	2.13	84.98			peak	200	314	
2	5231.449	73.64	2.13	75.77			AVG	200	297	

Job No.: star2017 #1024

Standard: FCC PK

Test item: Radiation Test

Temp.( C)/Hum.(%) 25 C / 55 %

EUT: WiFi module

Mode: TX Channel 46-AC 40MHz

Model: M632USA1

Manufacturer: Xiamen Prima Technology Inc.

Polarization: Vertical

Power Source: DC 3.3V

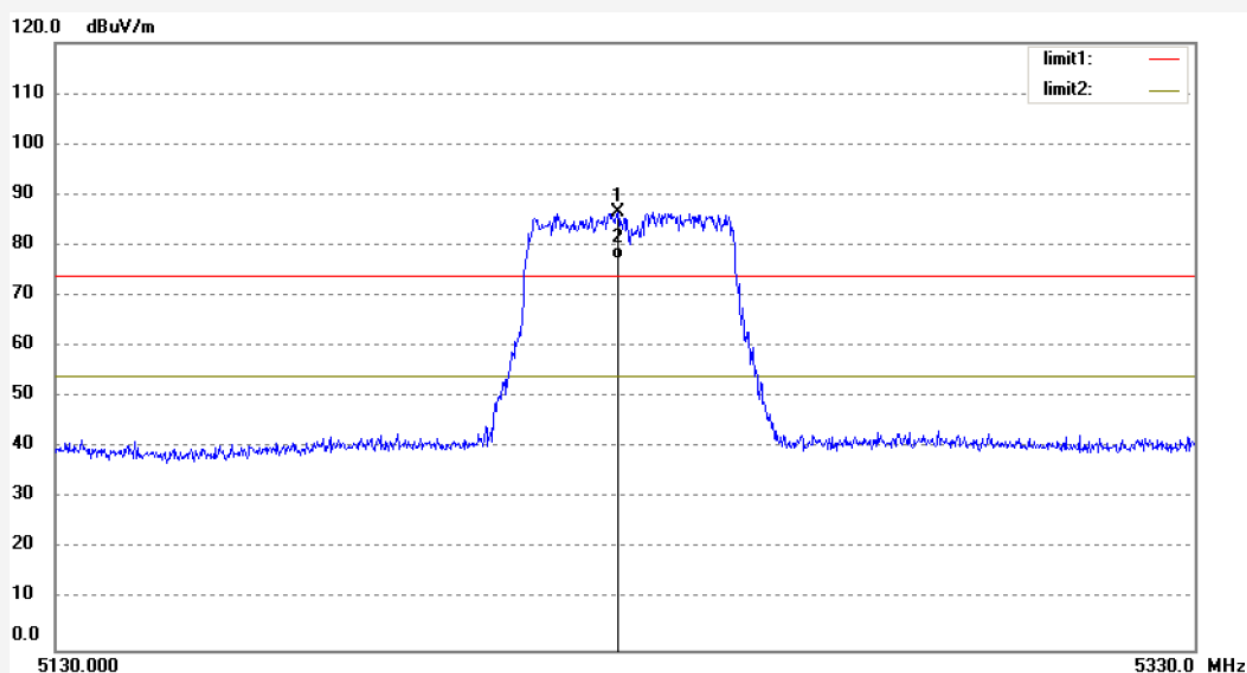
Date: 2018/01/23

Time: 9/44/45

Engineer Signature: star

Distance: 3m

Note: Report NO.:ATE20172554



No.	Freq. (MHz)	Reading (dBuV/m)	Factor (dB)	Result (dBuV/m)	Limit (dBuV/m)	Margin (dB)	Detector	Height (cm)	Degree (deg.)	Remark
1	5227.842	84.52	2.13	86.65			peak	150	250	
2	5227.842	75.00	2.13	77.13			AVG	150	234	





## ACCURATE TECHNOLOGY CO., LTD.

F1,Bldg,A,Changyuan New Material Port Keyuan Rd,  
Science & Industry Park,Nanshan Shenzhen,P.R.China

Site: 1# Chamber

Tel:+86-0755-26503290

Fax:+86-0755-26503396

Job No.: star2017 #1026

Standard: FCC PK

Test item: Radiation Test

Temp.( C)/Hum.(%) 25 C / 55 %

EUT: WiFi module

Mode: TX Channel 151-AC 40MHz

Model: M632USA1

Manufacturer: Xiamen Prima Technology Inc.

Polarization: Horizontal

Power Source: DC 3.3V

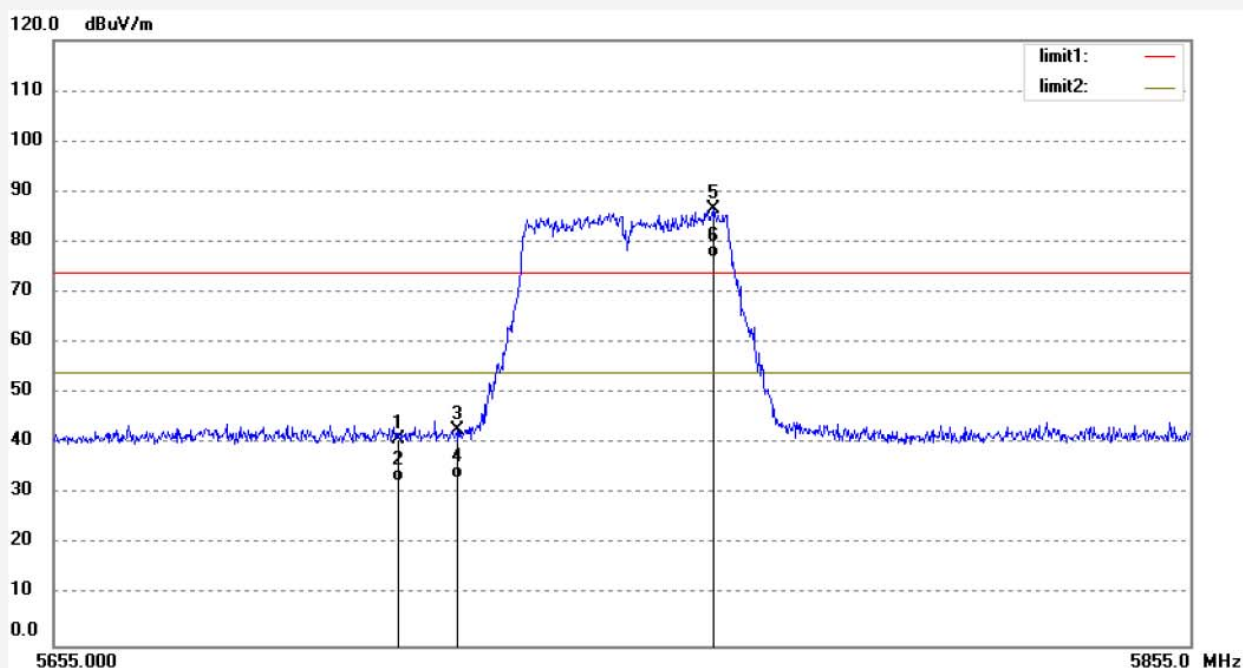
Date: 2018/01/23

Time: 9/46/47

Engineer Signature: star

Distance: 3m

Note: Report NO.:ATE20172554



No.	Freq. (MHz)	Reading (dBuV/m)	Factor (dB)	Result (dBuV/m)	Limit (dBuV/m)	Margin (dB)	Detector	Height (cm)	Degree (deg.)	Remark
1	5715.000	38.35	2.74	41.09	74.00	-32.91	peak	200	352	
2	5715.000	29.77	2.74	32.51	54.00	-21.49	AVG	200	264	
3	5725.000	39.97	2.75	42.72	74.00	-31.28	peak	200	107	
4	5725.000	30.46	2.75	33.21	54.00	-20.79	AVG	200	44	
5	5770.185	83.76	2.82	86.58			peak	200	241	
6	5770.185	74.04	2.82	76.86			AVG	200	114	

Job No.: star2017 #1027

Standard: FCC PK

Test item: Radiation Test

Temp.( C)/Hum.(%) 25 C / 55 %

EUT: WiFi module

Mode: TX Channel 151-AC 40MHz

Model: M632USA1

Manufacturer: Xiamen Prima Technology Inc.

Polarization: Vertical

Power Source: DC 3.3V

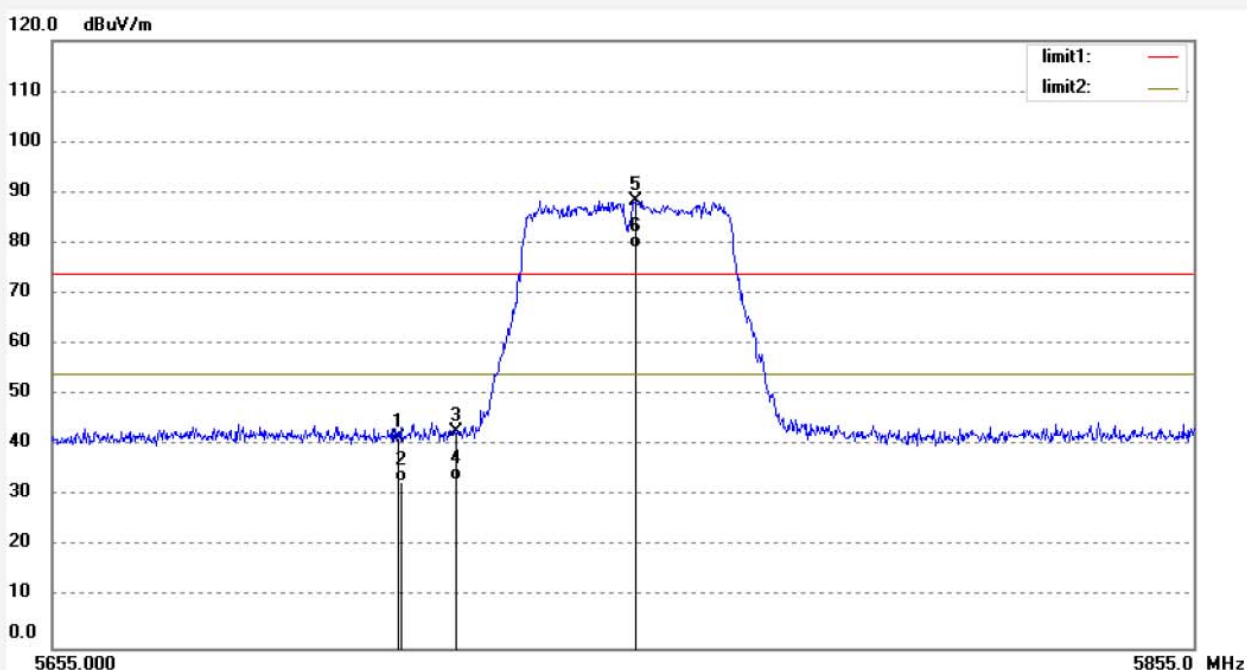
Date: 2018/01/23

Time: 9/47/49

Engineer Signature: star

Distance: 3m

Note: Report NO.:ATE20172554



No.	Freq. (MHz)	Reading (dBuV/m)	Factor (dB)	Result (dBuV/m)	Limit (dBuV/m)	Margin (dB)	Detector	Height (cm)	Degree (deg.)	Remark
1	5715.000	38.94	2.74	41.68	74.00	-32.32	peak	150	300	
2	5715.000	30.00	2.74	32.74	54.00	-21.26	AVG	150	231	
3	5725.000	39.97	2.75	42.72	74.00	-31.28	peak	150	144	
4	5725.000	30.51	2.75	33.26	54.00	-20.74	AVG	150	156	
5	5756.336	85.66	2.80	88.46			peak	150	97	
6	5756.336	76.28	2.80	79.08			AVG	150	200	

Job No.: star2017 #1029

Standard: FCC PK

Test item: Radiation Test

Temp.( C)/Hum.(%) 25 C / 55 %

EUT: WiFi module

Mode: TX Channel 159-AC 40MHz

Model: M632USA1

Manufacturer: Xiamen Prima Technology Inc.

Polarization: Horizontal

Power Source: DC 3.3V

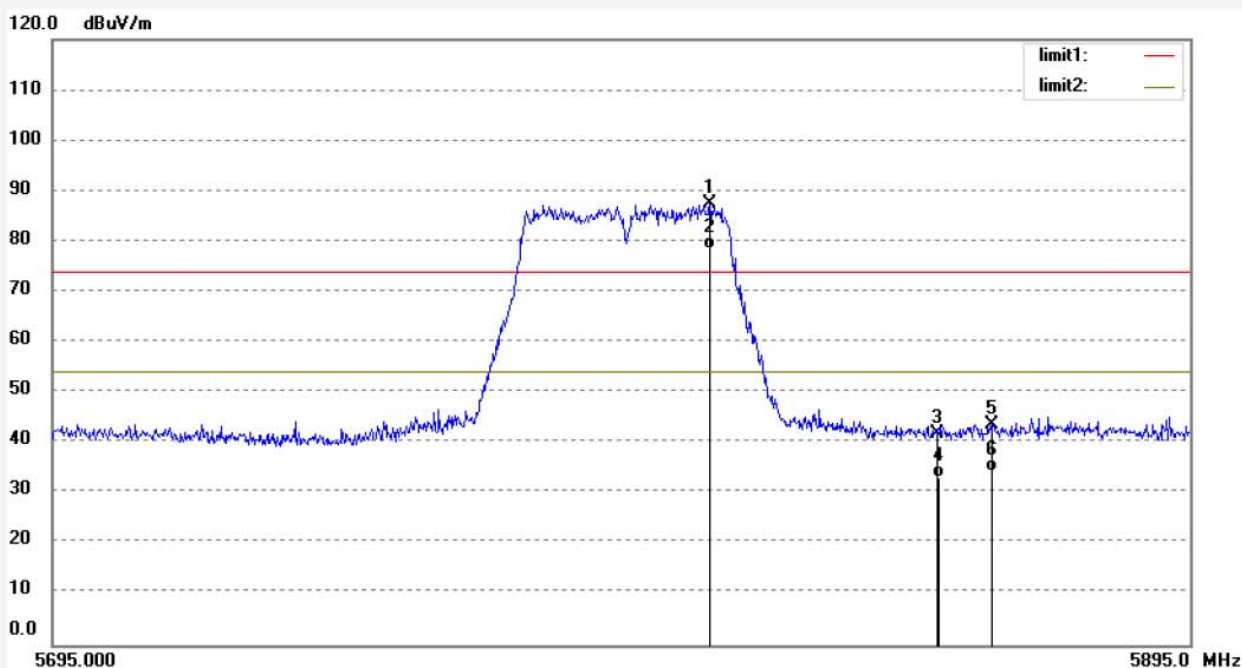
Date: 2018/01/23

Time: 9/50/24

Engineer Signature: star

Distance: 3m

Note: Report NO.:ATE20172554



No.	Freq. (MHz)	Reading (dBuV/m)	Factor (dB)	Result (dBuV/m)	Limit (dBuV/m)	Margin (dB)	Detector	Height (cm)	Degree (deg.)	Remark
1	5809.789	84.63	2.88	87.51			peak	200	234	
2	5809.789	75.47	2.88	78.35			AVG	200	230	
3	5850.000	39.06	2.93	41.99	74.00	-32.01	peak	200	156	
4	5850.000	30.14	2.93	33.07	54.00	-20.93	AVG	200	167	
5	5860.000	40.69	2.95	43.64	74.00	-30.36	peak	200	180	
6	5860.000	31.53	2.95	34.48	54.00	-19.52	AVG	200	200	



Job No.: star2017 #1028

Standard: FCC PK

Test item: Radiation Test

Temp.( C)/Hum.(%) 25 C / 55 %

EUT: WiFi module

Mode: TX Channel 159-AC 40MHz

Model: M632USA1

Manufacturer: Xiamen Prima Technology Inc.

Polarization: Vertical

Power Source: DC 3.3V

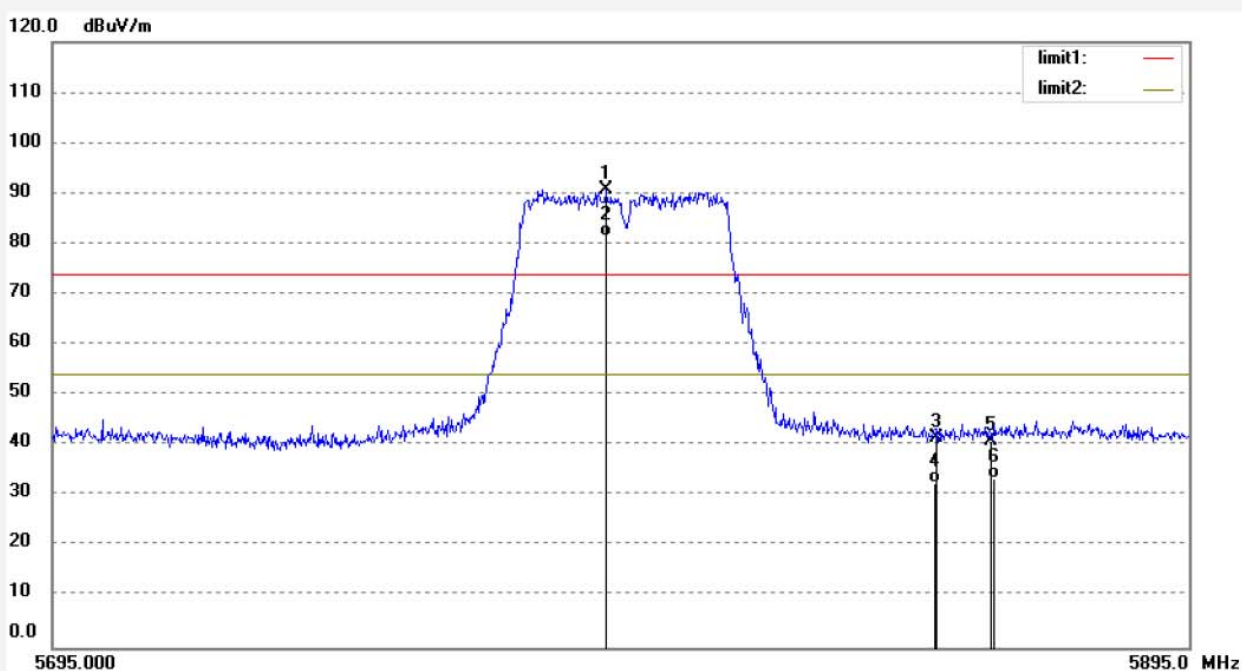
Date: 2018/01/23

Time: 9/49/30

Engineer Signature: star

Distance: 3m

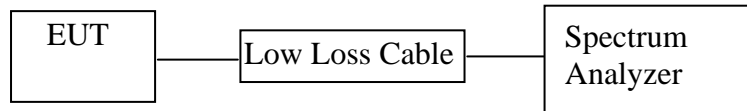
Note: Report NO.:ATE20172554



No.	Freq. (MHz)	Reading (dBuV/m)	Factor (dB)	Result (dBuV/m)	Limit (dBuV/m)	Margin (dB)	Detector	Height (cm)	Degree (deg.)	Remark
1	5791.733	87.90	2.85	90.75			peak	150	359	
2	5791.733	78.49	2.85	81.34			AVG	150	304	
3	5850.000	38.59	2.93	41.52	74.00	-32.48	peak	150	241	
4	5850.000	29.58	2.93	32.51	54.00	-21.49	AVG	150	200	
5	5860.000	38.08	2.95	41.03	74.00	-32.97	peak	150	146	
6	5860.000	30.43	2.95	33.38	54.00	-20.62	AVG	150	150	

## 12.FREQUENCIES STABILITY

### 12.1.Block Diagram of Test Setup



(EUT: WiFi module)

### 12.2.EUT Configuration on Measurement

Manufacturers of U-NII devices are responsible for ensuring frequency stability such that an emission is maintained within the band of operation under all conditions of normal operation as specified in the users manual.

### 12.3.Operating Condition of EUT

12.3.1.Setup the EUT and simulator as shown as Section 12.1.

12.3.2.Turn on the power of all equipment.

12.3.3.Let the EUT work in TX modes measure it. The transmit frequency are 5150-5250 and 5725-5850MHz.

### 12.4.Test Result

Test Conditions	Measured Frequency(MHz) 5180
V nor(V)	5180.0077
V max(V)	5180.0081
V min(V)	5180.0092
Max. Deviation Frequency	0.0092
Max. Frequency Error (ppm)	1.78

Frequency Error vs. Temperature:

Test Conditions (°C)	Measured Frequency(MHz) 5180
-5	5180.0072
5	5180.0055
15	5180.0039
25	5180.0081
35	5180.0089
45	5180.0051
50	5180.0029
Max. Deviation Frequency	0.0089
Max. Frequency Error (ppm)	1.72

Test Conditions	Measured Frequency(MHz) 5825
V nor(V)	5825.0055
V max(V)	5825.0047
V min(V)	5825.0059
Max. Deviation Frequency	0.0059
Max. Frequency Error (ppm)	1.01

Frequency Error vs. Temperature:

Test Conditions (°C)	Measured Frequency(MHz) 5180
-5	5825.0033
5	5825.0051
15	5825.0059
25	5825.0062
35	5825.0041
45	5825.0062
50	5825.0071
Max. Deviation Frequency	0.0071
Max. Frequency Error (ppm)	1.22




## 13.ANTENNA REQUIREMENT

### 13.1.The Requirement

According to Section 15.203, an intentional radiator shall be designed to ensure that no antenna other than that furnished by the responsible party shall be used with the device.

### 13.2.Antenna Construction

The module must contain a permanently attached antenna, or contain a unique antenna connector, and be marketed and operated only with specific antenna(s), per Sections 15.203, 15.204(b), 15.204(c), 15.212(a), 2.929(b); The Antenna gain of EUT is 2dBi. Therefore, the equipment complies with the antenna requirement.



Antenna 1

Antenna 2