

Test Setup Photographs

1.1 Conducted Emissions

AC Line, Front View




AC Line, Side View




1.2 Radiated Emissions


30 MHz to 1000 MHz, Front View




30 MHz to 1000 MHz, Rear View




1 GHz to 18 GHz, Front View




1 GHz to 18 GHz, Rear View



18 GHz to 26.5 GHz, Front View



18 GHz to 26.5 GHz, Rear View



26.5 GHz to 40 GHz, Front View



26.5 GHz to 40 GHz, Rear View

