

Product: ATA8510M

Type Identification: ATA8510MPE, ATA8510MUE

<Main Source, ANT 5>

Photograph 1: Test Setup for Spurious Emissions (Front View 1)




Photograph 2: Test Setup for Spurious Emissions (Front View 2)




Product: ATA8510M

Type Identification: ATA8510MPE, ATA8510MUE

Photograph 3: Test Setup for Spurious Emissions (Front View 3)




Photograph 4: Test Setup for Spurious Emissions (Back View 1)




Product: ATA8510M

Type Identification: ATA8510MPE, ATA8510MUE

Photograph 5: Test Setup for Spurious Emissions (Back View 2)



Photograph 6: Test Setup for Spurious Emissions (Back View 3)



Product: ATA8510M

Type Identification: ATA8510MPE, ATA8510MUE

Photograph 7: Test Setup for Mains Conducted Emissions (Front View)



Photograph 8: Test Setup for Mains Conducted Emissions (Back View)



Product: ATA8510M

Type Identification: ATA8510MPE, ATA8510MUE

<2nd Source, ANT 5>

Photograph 9: Test Setup for Spurious Emissions (Front View 1)



Photograph 10: Test Setup for Spurious Emissions (Front View 2)




Product: ATA8510M

Type Identification: ATA8510MPE, ATA8510MUE

Photograph 11: Test Setup for Spurious Emissions (Front View 3)



Photograph 12: Test Setup for Spurious Emissions (Back View 1)




Product: ATA8510M

Type Identification: ATA8510MPE, ATA8510MUE

Photograph 13: Test Setup for Spurious Emissions (Back View 2)



Photograph 14: Test Setup for Spurious Emissions (Back View 3)



Product: ATA8510M

Type Identification: ATA8510MPE, ATA8510MUE

Photograph 15: Test Setup for Mains Conducted Emissions (Front View)



Photograph 16: Test Setup for Mains Conducted Emissions (Back View)



Product: ATA8510M


Type Identification: ATA8510MPE, ATA8510MUE

[<Main Source, ANT 1>](#)

Photograph 17: Test Setup for Spurious Emissions (Front View 1)




Photograph 18: Test Setup for Spurious Emissions (Front View 2)




Product: ATA8510M

Type Identification: ATA8510MPE, ATA8510MUE

Photograph 19: Test Setup for Spurious Emissions (Front View 3)




Photograph 20: Test Setup for Spurious Emissions (Back View 1)




Product: ATA8510M

Type Identification: ATA8510MPE, ATA8510MUE

Photograph 21: Test Setup for Spurious Emissions (Back View 2)



Photograph 22: Test Setup for Spurious Emissions (Back View 3)



Product: ATA8510M

Type Identification: ATA8510MPE, ATA8510MUE

Photograph 23: Test Setup for Mains Conducted Emissions (Front View)



Photograph 24: Test Setup for Mains Conducted Emissions (Back View)



Product: ATA8510M

Type Identification: ATA8510MPE, ATA8510MUE

<2nd Source, ANT 1>

Photograph 25: Test Setup for Spurious Emissions (Front View 1)




Photograph 26: Test Setup for Spurious Emissions (Front View 2)




Product: ATA8510M

Type Identification: ATA8510MPE, ATA8510MUE

Photograph 27: Test Setup for Spurious Emissions (Front View 3)




Photograph 28: Test Setup for Spurious Emissions (Back View 1)




Product: ATA8510M

Type Identification: ATA8510MPE, ATA8510MUE

Photograph 29: Test Setup for Spurious Emissions (Back View 2)



Photograph 30: Test Setup for Spurious Emissions (Back View 3)



Product: ATA8510M

Type Identification: ATA8510MPE, ATA8510MUE

Photograph 31: Test Setup for Mains Conducted Emissions (Front View)



Photograph 32: Test Setup for Mains Conducted Emissions (Back View)



Product: ATA8510M

Type Identification: ATA8510MPE, ATA8510MUE

<Main Source, ANT 2>

Photograph 33: Test Setup for Spurious Emissions (Front View 1)




Photograph 34: Test Setup for Spurious Emissions (Front View 2)




Product: ATA8510M

Type Identification: ATA8510MPE, ATA8510MUE

Photograph 35: Test Setup for Spurious Emissions (Front View 3)



Photograph 36: Test Setup for Spurious Emissions (Back View 1)




Product: ATA8510M

Type Identification: ATA8510MPE, ATA8510MUE

Photograph 37: Test Setup for Spurious Emissions (Back View 2)



Photograph 38: Test Setup for Spurious Emissions (Back View 3)



Product: ATA8510M

Type Identification: ATA8510MPE, ATA8510MUE

Photograph 39: Test Setup for Mains Conducted Emissions (Front View)



Photograph 40: Test Setup for Mains Conducted Emissions (Back View)



Product: ATA8510M

Type Identification: ATA8510MPE, ATA8510MUE

<2nd Source, ANT 2>

Photograph 41: Test Setup for Spurious Emissions (Front View 1)




Photograph 42: Test Setup for Spurious Emissions (Front View 2)




Product: ATA8510M

Type Identification: ATA8510MPE, ATA8510MUE

Photograph 43: Test Setup for Spurious Emissions (Front View 3)



Photograph 44: Test Setup for Spurious Emissions (Back View 1)




Product: ATA8510M

Type Identification: ATA8510MPE, ATA8510MUE

Photograph 45: Test Setup for Spurious Emissions (Back View 2)



Photograph 46: Test Setup for Spurious Emissions (Back View 3)



Product: ATA8510M

Type Identification: ATA8510MPE, ATA8510MUE

Photograph 47: Test Setup for Mains Conducted Emissions (Front View)



Photograph 48: Test Setup for Mains Conducted Emissions (Back View)



Product: ATA8510M

Type Identification: ATA8510MPE, ATA8510MUE

<Main Source, ANT 4>

Photograph 49: Test Setup for Spurious Emissions (Front View 1)




Photograph 50: Test Setup for Spurious Emissions (Front View 2)




Product: ATA8510M

Type Identification: ATA8510MPE, ATA8510MUE

Photograph 51: Test Setup for Spurious Emissions (Front View 3)



Photograph 52: Test Setup for Spurious Emissions (Back View 1)




Product: ATA8510M

Type Identification: ATA8510MPE, ATA8510MUE

Photograph 53: Test Setup for Spurious Emissions (Back View 2)



Photograph 54: Test Setup for Spurious Emissions (Back View 3)



Product: ATA8510M

Type Identification: ATA8510MPE, ATA8510MUE

Photograph 55: Test Setup for Mains Conducted Emissions (Front View)



Photograph 56: Test Setup for Mains Conducted Emissions (Back View)



Product: ATA8510M

Type Identification: ATA8510MPE, ATA8510MUE

<2nd Source, ANT 4>

Photograph 57: Test Setup for Spurious Emissions (Front View 1)




Photograph 58: Test Setup for Spurious Emissions (Front View 2)




Product: ATA8510M

Type Identification: ATA8510MPE, ATA8510MUE

Photograph 59: Test Setup for Spurious Emissions (Front View 3)




Photograph 60: Test Setup for Spurious Emissions (Back View 1)




Product: ATA8510M

Type Identification: ATA8510MPE, ATA8510MUE

Photograph 61: Test Setup for Spurious Emissions (Back View 2)



Photograph 62: Test Setup for Spurious Emissions (Back View 3)



Product: ATA8510M

Type Identification: ATA8510MPE, ATA8510MUE

Photograph 63: Test Setup for Mains Conducted Emissions (Front View)



Photograph 64: Test Setup for Mains Conducted Emissions (Back View)



Product: ATA8510M

Type Identification: ATA8510MPE, ATA8510MUE

Photograph 65: Support Unit - USB Type-C

