

Specifications

Product name: 4-in-1 Wireless Charging Station
Material: ABS+PC
Color: Black
Interface: Type C
Input Current: 5V~3A, 9V~3A, 12V~2.5A
Earbud Output: 5W(Max)
Smart Watch Output: 2.5W(Max)
Power Bank Capacity: 5000mAh
Phone Output: 15W/10W/7.5W/5W
Power Bank USB-C Input: 5V~3A;9V~2A
Power Bank USB-C Output: 5V~3A;9V~2A;12V~1.5A
Product Size: 74.94(L)x95(W)x108(H)mm
Applicable Equipment: Supports mobile phones, Bluetooth earbuds, and Apple watches that comply with Qi standards

Precautions

- 1. Do not immerse the product in water to avoid short circuiting the internal circuit.
- 2. It is prohibited to dismantle or hit the product to avoid product damage.
- 3. Please place the product away from flammable and explosive liquids, gases or explosives.
- 4. Please do not place magnetic cards, magnetic stripe media and precision machinery too close to this product.
- 5. Charging warning: When the display light flashes red continuously during charging, it means charging warning. At this time, check whether there are metal foreign objects in the charging area of the wireless charger. After removing the foreign objects, charging can usually be normal.

Federal Communications Commission (FCC) Statement

This device complies with part 15 of the FCC Rules. Operation is subject to the following two conditions:
(1) This device may not cause harmful interference, and
(2) this device must accept any interference received, including interference that may cause undesired operation.
Note: This equipment has been tested and found to comply with the limits for a Class B digital device, pursuant to part 15 of the FCC Rules. These limits are designed to provide reasonable protection against harmful interference in a residential installation. This equipment generates, uses and can radiate radio frequency energy and, if not installed and used in accordance with the instructions, may cause harmful interference to radio communications. However, there is no guarantee that interference will not occur in a particular installation. If this equipment does cause harmful interference to radio or television reception, which can be determined by turning the equipment off and on, the user is encouraged to try to correct the interference by one or more of the following measures:
• Reorient or relocate the receiving antenna.
• Increase the separation between the equipment and receiver.
• Connect the equipment into an outlet on a circuit different from that to which the receiver is connected.
• Consult the dealer or an experienced radio/TV technician for help.
Warning: Changes or modifications made to this device not expressly approved by the party responsible for compliance may void the FCC authorization to operate this device.

RF exposure statement:

The FCC certification of this device refers to RF exposure testing performed in typical operating conditions, where a person is no closer than 20 centimeters from the device surface at all times, except for non-repetitive patterns with transient time intervals in the order of a second. Only in the stated conditions, the device is shown to fully comply with the FCC RF Exposure requirements of KDB 447498.

LIMITED LIFETIME WARRANTY

E-filliate warrants thatthe product is free from defects in materials and workmanship, provided that the product is utilized inaccordance with E-filliate's instructions.

Customer Service:

We're here to help. If you are not fully satisfied with this product or have questions on how to use it, please contact E-filliate, Inc. You do not need to contact the retailer from whom the product was purchased. Please contact one of our service representatives before shipping merchandise to us.

www.efilliate.com

support@efilliate.com

(800) 592-7031 toll-free

(916) 858-1000

(916) 858-1009 FAX

11321 White Rock Road

Rancho Cordova, CA 95742 USA

Customer service representatives are available

8 a.m.-5 p.m. PT, M-F



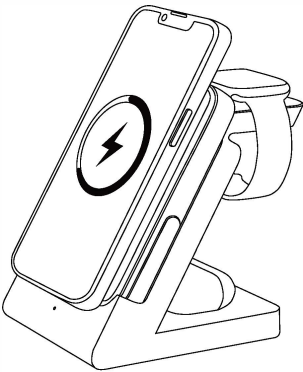
TRAVEL DEPOT

Essentials for the Smart Traveler

4-IN-1 WIRELESS CHARGING STATION

INSTRUCTION MANUAL

141 0009 TD2



4-IN-1 WIRELESS CHARGING STATION

Instruction Manual

⚠WARNING: BEFORE USING THE PRODUCT, PLEASE READ THIS INSTRUCTION MANUAL CAREFULLY AND KEEP IT FOR FUTURE REFERENCE.

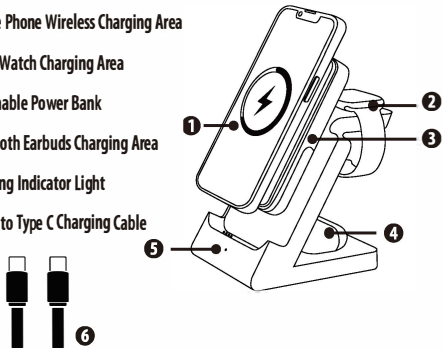
Package Contents

- Wireless Charging Stand
- Detachable Power Bank
- Type C to Type C Charging Cable
- User Manual

Components at a Glance

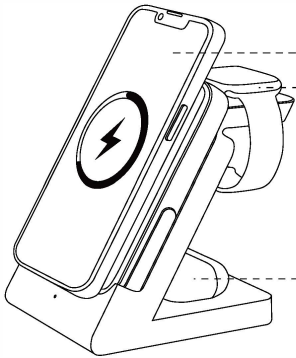
4-in-1 Wireless Charging Station

- ❶ Mobile Phone Wireless Charging Area
- ❷ Smart Watch Charging Area
- ❸ Detachable Power Bank
- ❹ Bluetooth Earbuds Charging Area
- ❺ Charging Indicator Light
- ❻ Type C to Type C Charging Cable



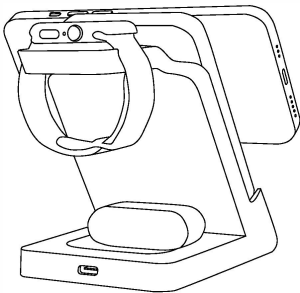
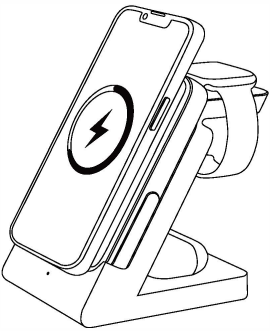
Getting Started

- 1. When charging the device, please power the product through the included charging cable. After plugging in the power, the battery indicator light will display normally, and the power indicator light will stay on and then enter the standby state.
- 2. When charging a mobile phone, smart watch or Bluetooth earbuds, first place the each item flat on the charging areas. After 3 seconds, the device will start charging. When fully charged, you can remove the device.;During the charging process, if the device needs to stop charging, simply remove the device.



Wirelessly charge your phone, smart watch, and Bluetooth earbuds.

- 3. While charging, your mobile phone can be placed vertically or horizontally.



- 4. The power bank can be detached and used to charge a mobile phone magnetically or with a charging cable.

