

CERTIFICATE OF QUALITY



Name of Product: SMART EGG

Model: ACEG0X

Manufacture: 2014/07

Q C: NO.0032

Q A: PASS

苏州艾果智能科技有限公司
AICO TECHNOLOGIES CO. LTD

AICO Warranty Card

AICO after-sale services are in strict accordance with Law of the PRC on the Protection of the Rights and Interests of Consumers, Product Quality Law of The People's Republic of China as follows:

In accordance with the provisions, consumers can present the evidence of purchase invoice for free repairing, replacement and returning.

1. If any quality problems listed in AICO Products Functional Defects Table occurs within 7 (seven) days of invoice or receipt date issued by AICO, after the check and confirmed by AICO after-sale Service Center, free returning or replacement is available based on your choice.

2. If any quality problems listed in AICO Products Functional Defects Table occurs within 8 ~15 (eight to fifteen) days of invoice or receipt date issued by AICO, after the check and confirmed by AICO after-sale Service Center, free replacement or repairing is available based on your choice.

3. If any quality problems listed in AICO Products Functional Defects Table occurs within 12 (twelve) months of invoice or receipt date issued by AICO, after the check and confirmed by AICO after-sale Service Center, free repairing is available based on your choice.

For more information, please visit our website: www.aicotech.com

AICO service hotline: 400-880-2426

Functional Defects Table

Items	Functional Defects
AICO	Any function covered by the Instruction Manual is disabled
	Bluetooth doesn't work due to quality problems
Smart	Infrared signal transmits failed
Egg	The Breathing Light doesn't work
	The Indicator doesn't work when transmitting infrared signal
	The shell is broken caused by structure or material

Important Notice:

AICO is not responsible for below situations:

1. Unauthorized repairing, misusing, collision, negligence, water infusion, accident, modification, or tearing up and altering the label or product serial number.
2. Beyond warranty period,
3. Damage by force majeure,
4. Problems not covered by AICO Smart Egg Functional Defects Table,
5. Problems covered by AICO Smart Egg Functional Defects Table but caused by misusing.

FCC STATEMENT :

This device complies with Part 15 of the FCC Rules. Operation is subject to the following two conditions:

(1) This device may not cause harmful interference, and
(2) This device must accept any interference received, including interference that may cause undesired operation.

Warning: Changes or modifications not expressly approved by the party responsible for compliance could void the user's authority to operate the equipment. NOTE: This equipment has been tested and found to comply with the limits for a Class B digital device, pursuant to Part 15 of the FCC Rules. These limits are designed to provide reasonable protection against harmful interference in a residential installation.

This equipment generates uses and can radiate radio frequency energy and, if not installed and used in accordance with the instructions, may cause harmful interference to radio communications. However, there is no guarantee that interference will not occur in a particular installation. If this equipment does cause harmful interference to radio or television reception, which can be determined by removing the battery, the user is encouraged to try to correct the interference by one or more of the following measures:

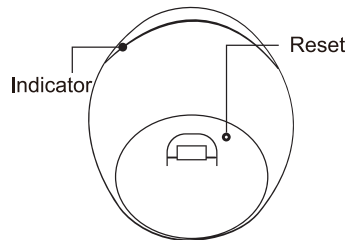
Reorient or relocate the receiving antenna.
Increase the separation between the equipment and receiver.
Connect the equipment into an outlet on a circuit different from that to which the receiver is connected.
Consult the dealer or an experienced radio/TV technician for help.

RF warning statement:
The device has been evaluated to meet general RF exposure requirement. The device can be used in portable exposure condition without restriction.

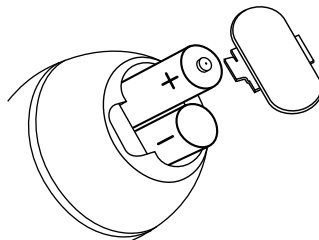


艾果智集
A I C O


1 Product Details.



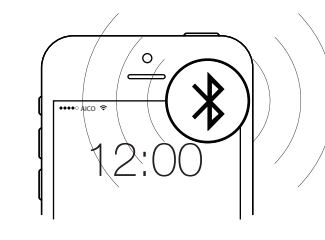
2 Open the back cover insert the batteries. (AA)



3 Download the APP via scanning the QR code or searching (AICO) on APP Store.



4 Turn on the Bluetooth on your mobile.



5 Mobile will search and match with Smart Egg automatically.

