



Figure 2




Test Setup for Conducted Emissions

Figure 3



Test Setup for Radiated Emissions, 30MHz to 1GHz – Horizontal Polarization



Test Setup for Radiated Emissions, 30MHz to 1GHz – Vertical Polarization

Figure 4



Test Setup for Radiated Emissions, 1 to 18GHz – Horizontal Polarization



Test Setup for Radiated Emissions, 1 to 18GHz – Vertical Polarization



Figure 5



Test Setup for Radiated Emissions, 18 to 25GHz – Horizontal Polarization



Test Setup for Radiated Emissions, 18 to 25GHz – Vertical Polarization