


2.4GHz Chip Antenna

1. Explanation of Product Number

R	A	0	0	L	P	F	A	0	0	M	A	0	0	0
		(1)	(2)	(3)	(4)	(5)				(6)				



✘ The direction of white dot forwards to feed point

Product Code:

(1) Dimensions:

00: 5.0x2.0x1.0(mm)

(2) Polarization:

L: Linear Polarization

(3) Product categories:

PF: Polymer Substrate

(4) Working frequency:

A: 2400~2500MHz

(5) Applications::

00: WiFi IEEE802.11 b/g / Bluetooth / ZigBee

(6) Antenna series:

MA000: serial number

Tolerances (Unless otherwise specified)

X : ± 1 X.X : ± 0.1 X.XX : ± 0.01

Angle : \pm Hole Dia. : \pm



RIFO Technologies Corporation
Website: www.rifo.com.tw

Scale : Unit : mm

Prepared By : Helen Checked By : Jeff

Designed By : Jason Approved By : Allen

THIS SPECIFICATION IS THE PROPERTY OF RIFO TECHNOLOGIES CORPORATION AND SHALL NOT BE REPRODUCED OR USED IN ALL CIRCUMSTANCES WITHOUT WRITTEN PERMISSION

TITLE : 2.4GHz Chip Antenna

**DOCUMENT
NO.**

RA00LPFA00MA000

REV.

A

2. Features

- *Stable and reliable in performances
- *Compact size
- *RoHS compliance
- *Low temperature coefficient of frequency
- *SMD type

3. Applications

- *WiFi IEEE802.11 b/g / Bluetooth / ZigBee
- *2.4GHz Wireless Devices

4. Description

RIFO's chip antenna series are specially designed for 2.4GHz band application. Based on RIFO's proprietary designs and processes, this chip antenna has excellent stability and sensitivity to consistently provide high signal reception efficiency.

5. Electrical Specifications

No	Item	SPEC.	Unit
1	Dimensions (LxWxH)	5.0*2.0*1.0	mm
2	Operating Frequency Range	2.4~2.5	GHz
3	VSWR	2 max.	
4	Impedance	50	Ω
5	Polarization	Linear	
6	Peak gain	3.2	dBi
7	Efficiency	61	%
8	Operating Temperature	-40~85	°C

*The antenna performance is measured on 40*20mm test Board.

*Center frequency will be offset to operating frequency according to the conditions of user's ground plane and radome.

Tolerances (Unless otherwise specified)

X : ± 1 X.X : ± 0.1 X.XX : ± 0.01

Angle : \pm Hole Dia. : \pm

Scale : Unit : mm

Prepared By : Helen Checked By : Jeff

Designed By : Jason Approved By : Allen



RIFO Technologies Corporation
Website: www.rifo.com.tw

THIS SPECIFICATION IS THE PROPERTY OF RIFO TECHNOLOGIES CORPORATION AND SHALL NOT BE REPRODUCED OR USED IN ALL CIRCUMSTANCES WITHOUT WRITTEN PERMISSION

TITLE : 2.4GHz Chip Antenna

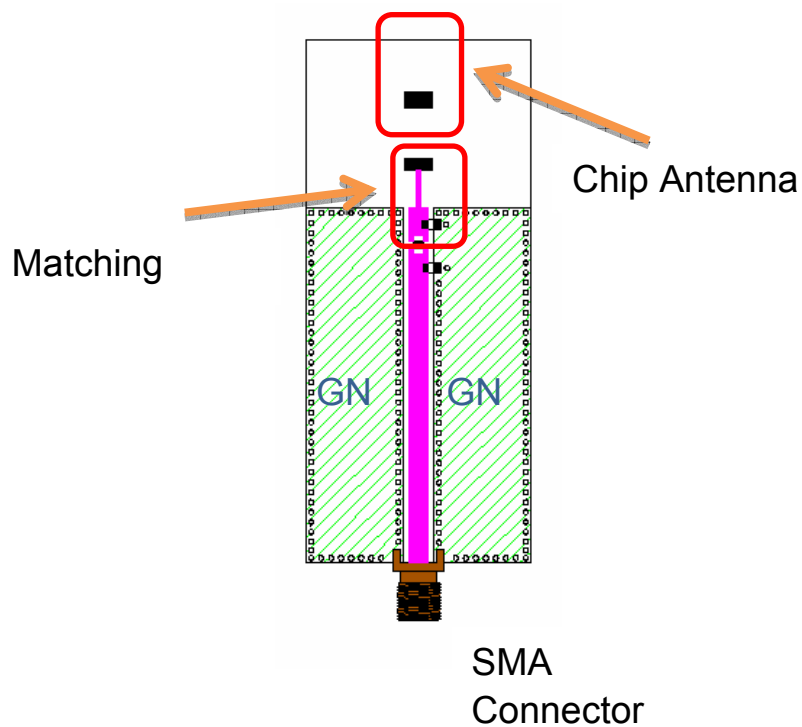
DOCUMENT
NO.

RA00LPFA00MA000

REV.
A

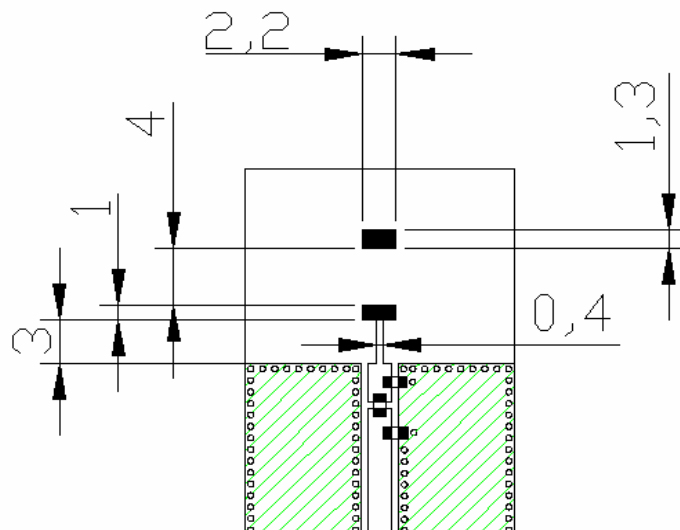
6. PCB Design for Measurement

6.1 Test Board Dimension



- ※ Test Board size is 40*20mm
- ※ Ground plane size is 30*20mm

6.2 PCB Design Guide



Tolerances (Unless otherwise specified)

X : ± 1 X.X : ± 0.1 X.XX : ± 0.01

Angle : \pm Hole Dia. : \pm



RIFO Technologies Corporation
Website: www.rifo.com.tw

Scale : Unit : mm

Prepared By : Helen Checked By : Jeff

Designed By : Jason Approved By : Allen

THIS SPECIFICATION IS THE PROPERTY OF RIFO TECHNOLOGIES CORPORATION AND SHALL NOT BE REPRODUCED OR USED IN ALL CIRCUMSTANCES WITHOUT WRITTEN PERMISSION

TITLE : 2.4GHz Chip Antenna

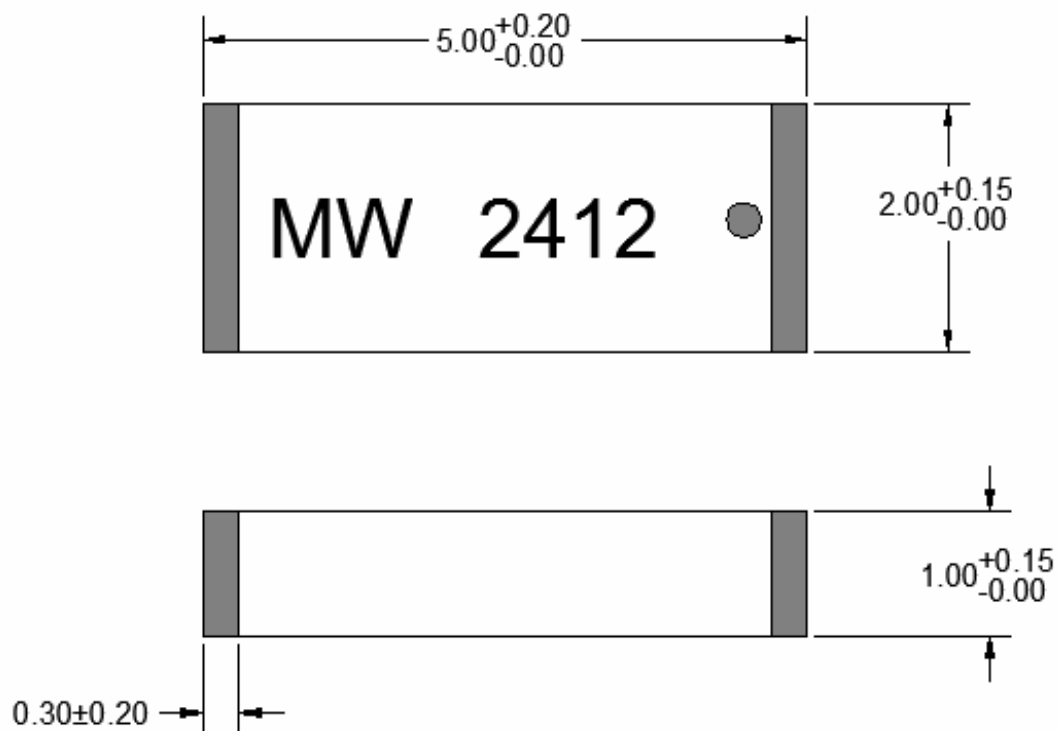
**DOCUMENT
NO.**

RA00LPFA00MA000

REV.

A

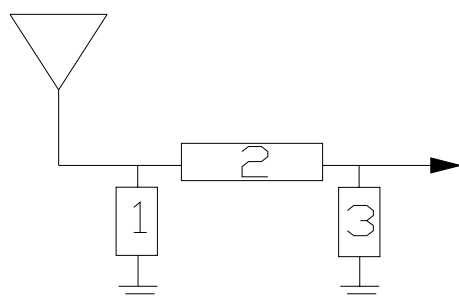
7. Antenna Dimensions (unit: mm)



8. Measurement Result

8.1 Matching circuit

Antenna



System Matching Circuit Component		
Location	Description	Vendor
Antenna	502010	MW
1	NC	
2	2.7nH	0402 TDK
3	1.2pf	0402TDK

Tolerances (Unless otherwise specified)

X : ± 1 X.X : ± 0.1 X.XX : ± 0.01

Angle : \pm Hole Dia. : \pm



RIFO Technologies Corporation
Website: www.rifo.com.tw

Scale : Unit : mm

Prepared By : Helen Checked By : Jeff

Designed By : Jason Approved By : Allen

THIS SPECIFICATION IS THE PROPERTY OF RIFO TECHNOLOGIES CORPORATION AND SHALL NOT BE REPRODUCED OR USED IN ALL CIRCUMSTANCES WITHOUT WRITTEN PERMISSION

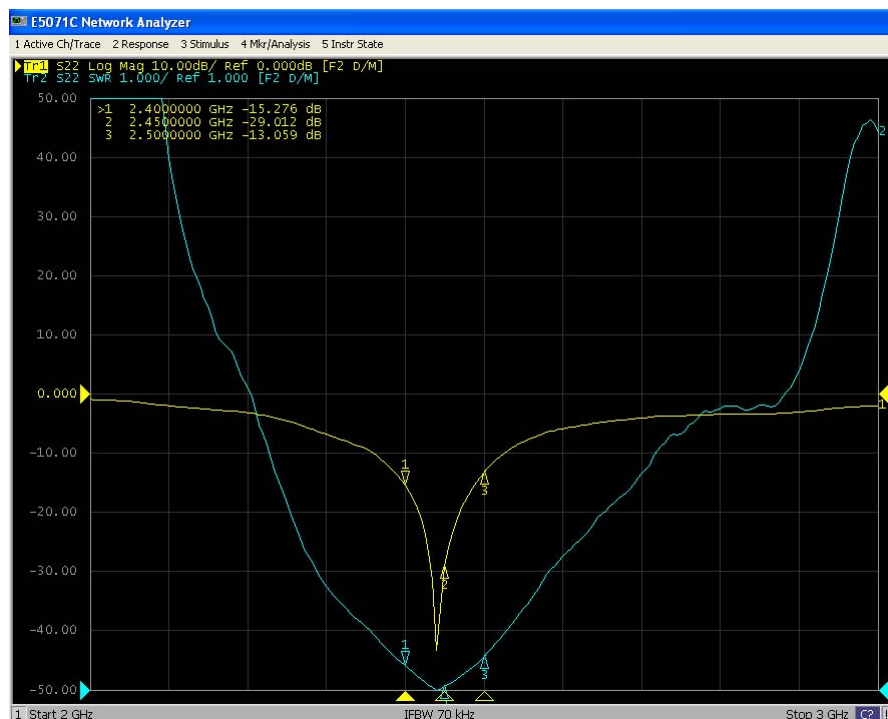
TITLE : 2.4GHz Chip Antenna

DOCUMENT
NO.

RA00LPFA00MA000

REV.
A

8.2 Return Loss (S11 / VSWR)



	2.4GHz	2.45GHz	2.5GHz
S11(dB)	-16	-29	-14
VSWR	1.4	1.1	1.5

Tolerances (Unless otherwise specified)

X : ± 1 X.X : ± 0.1 X.XX : ± 0.01

Angle : \pm Hole Dia. : \pm

Scale : Unit : mm

Prepared By : Helen Checked By : Jeff

Designed By : Jason Approved By : Allen



RIFO Technologies Corporation
Website: www.rifo.com.tw

THIS SPECIFICATION IS THE PROPERTY OF RIFO TECHNOLOGIES CORPORATION AND SHALL NOT BE REPRODUCED OR USED IN ALL CIRCUMSTANCES WITHOUT WRITTEN PERMISSION

TITLE : 2.4GHz Chip Antenna

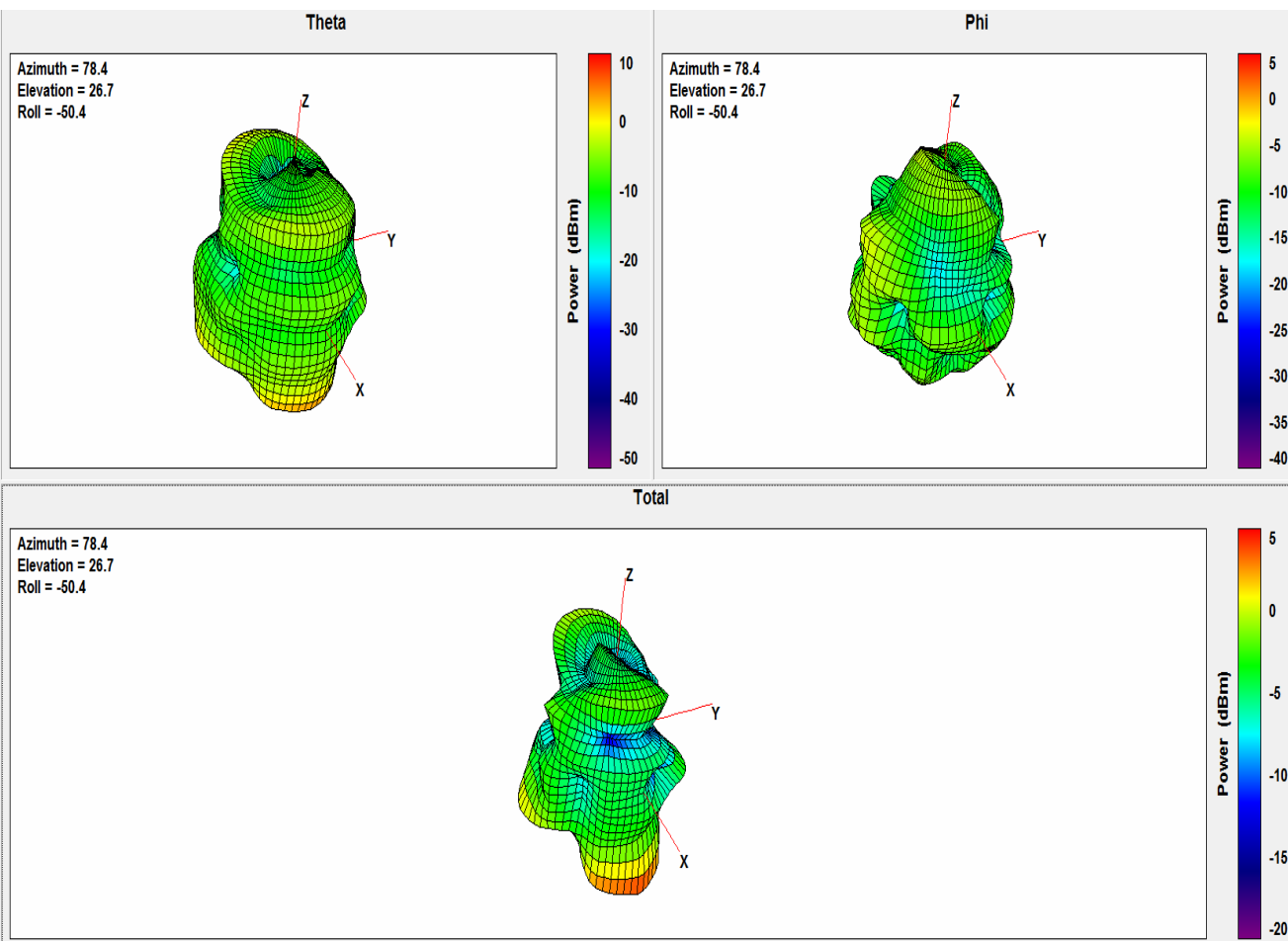
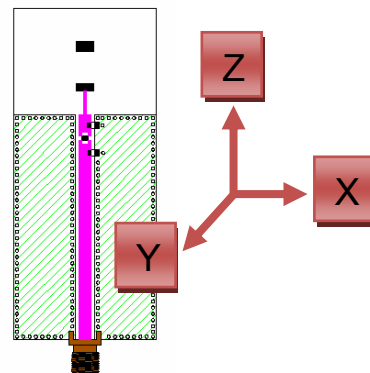
**DOCUMENT
NO.**

RA00LPFA00MA000

REV.

A

9. Radiation Pattern(@2450MHz)



	X-Y plane	Y-Z plane	X-Z plane
Avg. gain(dBi)	-2.95	-0.61	-2.03
Peak gain(dBi)	1.43	3.52	2.18

Tolerances (Unless otherwise specified)

X : ± 1 X.X : ± 0.1 X.XX : ± 0.01

Angle : \pm Hole Dia. : \pm

Scale : Unit : mm

Prepared By : Helen Checked By : Jeff

Designed By : Jason Approved By : Allen



RIFO Technologies Corporation
Website: www.rifo.com.tw

THIS SPECIFICATION IS THE PROPERTY OF RIFO TECHNOLOGIES CORPORATION AND SHALL NOT BE REPRODUCED OR USED IN ALL CIRCUMSTANCES WITHOUT WRITTEN PERMISSION

TITLE : 2.4GHz Chip Antenna

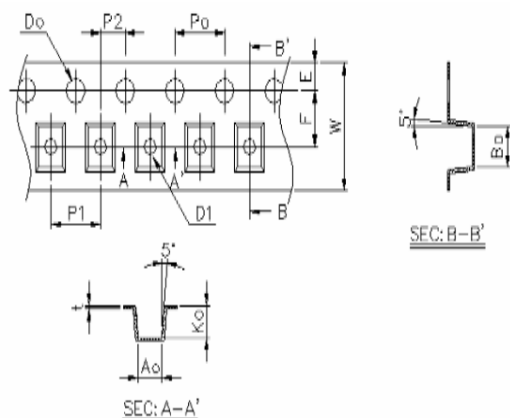
**DOCUMENT
NO.**

RA00LPFA00MA000

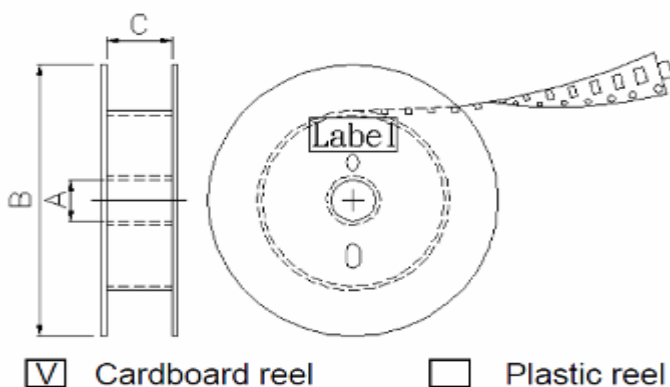
**REV.
A**

10. Package

5.1 Dimension (Unit: mm)



5.2 Reel & Packing Specification



Item	Specifications	Tolerance s
W	12.00	±0.20
E	1.75	± 0.10
F	5.50	± 0.05
D0	1.50	+0.10, -0
D1	1.50	± 0.10
P0	4.00	± 0.05
P1	4.00	± 0.10
P2	2.00	± 0.05
P0 x 10	40.00	± 0.20
t	0.25	± 0.05
A0	2.20	± 0.10
B0	5.10	± 0.10
K0	1.40	± 0.10

Product code: 1101 - Polycarbonate natural transparent.
1201 - Polycarbonate conductive black.
Surface resistivity 10E4 to E6 ohm/sq.

Reel Dimensions		
A	77	mm
B	560	mm
C	96	mm

Packing		
Length / Roll	700	meters
Each Carton	3	rolls

Carton Dimension (mm)		
V	575(L)*345(W)*585(H)	

Tolerances (Unless otherwise specified)

X : ± 1 X.X : ± 0.1 X.XX : ± 0.01

Angle : ± Hole Dia. : ±

Scale : Unit : mm

Prepared By : Helen Checked By : Jeff

Designed By : Jason Approved By : Allen



RIFO Technologies Corporation
Website: www.rifo.com.tw

THIS SPECIFICATION IS THE PROPERTY OF RIFO TECHNOLOGIES CORPORATION AND SHALL NOT BE REPRODUCED OR USED IN ALL CIRCUMSTANCES WITHOUT WRITTEN PERMISSION

TITLE : 2.4GHz Chip Antenna

**DOCUMENT
NO.**

RA00LPFA00MA000

**REV.
A**