VERSATILE
EASILY PERFORMS STUNTS AND WHEELIES

COMPETITIVE
AVAILABLE IN 2 FREQUENCIES FOR TWO PERSON PLAY

WIRELESS
REMOTE CONTROL FOR FULLY FUNCTIONAL RACING ACTION

360° WHEELIES

THE BLACK SERIES™

radio controlled 360° rally car
thunder tumbler®

SF2016A
Toy RC Monster Spinning Car

BOX CONTAINS THE FOLLOWING FREQUENCY:
☐ 27 MHz
☐ 49 MHz

BATTERY OPERATED PLAY VEHICLE
BATTERIES NOT INCLUDED
AGES 6 AND UP

⚠ WARNING!
CHOKING HAZARD – Small parts. Not suitable for children under 3 years.

radio controlled 360° rally car
thunder tumbler®

stunts, wheelies & LED lights!

Sticker artwork for radio control prints 100% size shown.

Flame stickers for car body (left/right sides)

Logo sticker for car body (left/right sides)

Sticker for front end of car body

radio controlled 360° rally car
thunder tumbler®

OPERATING INSTRUCTIONS

KEEP THIS PACKAGE FOR REFERENCE AS IT CONTAINS IMPORTANT INFORMATION

Operation requires 4 "AA" 1.5V alkaline batteries (not included) for car and one 9V battery (not included) for remote control.

1. Open battery compartment on car.
2. Locate the battery compartment on the back of each item (see diagram on right).
3. Swivel latches on bottom of car to release battery pack and insert batteries.
4. Switch both car and remote buttons to "ON" position.
5. For best result use the car on hard surfaces such as wood or tile.

REMOTE CONTROL ASSEMBLY

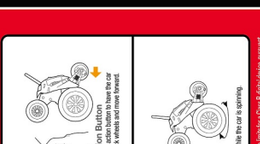

BATTERY DIAGRAM

USE ALKALINE BATTERIES FOR BEST PERFORMANCE

GENERAL CONTROLS

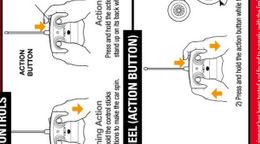

SPINNING ON REAR WHEEL (ACTION BUTTON)

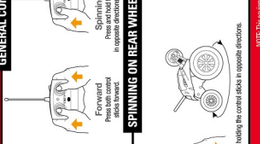

SAFETY PRECAUTIONS

- Do not operate during inclement weather.
- Avoid water, sand and grass while operating car.
- Avoid contact with people and animals.
- Never operate your car on the street or highway.
- Do not operate your car in a crowded or confined area, and do not use people or animals as obstacles.
- Do not use your car to run into people or other cars.
- Always look for objects and hazards on the path.
- Keep fingers, hair and loose clothing away from the tires, gears and motor while the car is in operation.
- Do not leave car or transmitter near sources of heat or under direct sunlight for extended periods of time.
- Do not leave car or transmitter outside overnight. Dampness is harmful to electronic components.
- Remove all batteries when not in use to avoid accidental operation.
- Adult supervision is recommended when operating this car.

BATTERY WARNING:

- Do not mix old and new batteries, nor alkaline, standard (carbon-zinc) or rechargeable batteries.
- Insert batteries correctly, observing the polarity diagram inside the battery compartment.
- Remove dead batteries from the product. Dispose of batteries safely. Do not burn batteries.
- Never short circuit the battery terminals.
- Do not recharge non-rechargeable batteries.
- Only batteries of the same or equivalent type should be used.
- Batteries must be inserted properly, with correct polarity (+ and –).
- Remove batteries when not in use for long periods of time.
- Do not mix old and new batteries.

WARNING: Changes or modifications to this unit not expressly approved by the party responsible for compliance could void the user's authority to operate the equipment.

NOTE: This equipment has been tested and found to comply with the limits for a Class B digital device, pursuant to Part 15 of the FCC Rules. These limits are designed to provide reasonable protection against harmful interference in a residential installation. This equipment generates, uses and can radiate radio frequency energy and, if not installed and used in accordance with the instructions, may cause harmful interference to radio communications.

However, there is no guarantee that interference will not occur in a particular installation. If this equipment does cause harmful interference to radio or television reception, which can be determined by turning the equipment off and on, the user is encouraged to try to correct the interference by one or more of the following measures:

- Reorient or relocate the receiving antenna.
- Increase the separation between the equipment and receiver.
- Connect the equipment into an outlet on a circuit different from that to which the receiver is connected.
- Consult the dealer or an experienced radio/TV technician for help.

Operation is subject to the following two conditions: (1) this device may not cause harmful interference, and (2) this device must accept any interference received, including interference that may cause undesired operation.

16475962 (34914)

6 42010 30995 7

Made in China

©2016 Mattel Sourcing U.S.A., Inc. Brand Owner of Licensed Trademarks and Copyrights of Mattel Sourcing U.S.A., Thunder Tumbler and logo are trademarks of Mattel Sourcing U.S.A., Thunder Tumbler and logo are trademarks of Mattel Sourcing U.S.A., and are used under license. All rights reserved.

Distributed by Mattel Sourcing U.S.A., 333 Continental Blvd., El Segundo, CA 90245

Customer Service: 1-800-524-8697

For technical support, please visit www.mattelservice.com or call 1-800-524-2714 (Monday-Friday, 8:00 AM-5:00 PM Pacific Time, excluding holidays).

Consumer Information: Please retain this information for future reference. Specifications, features and colors may vary from those shown in the product photo. Some assembly required. Batteries not included unless specified. Adult supervision is recommended when using this product.

Black
Cyan
Magenta
Yellow