



Excellence in Compliance Testing

Certification Exhibit

**FCC ID: 2ADCB-BLMF1
IC: 6715C-BLMF1**

**FCC Rule Part: 15.247
IC Radio Standards Specification: RSS-247**

ACS Project Number: 15-0266

**Manufacturer: Acuity Brands Lighting, Inc.
Model: BLMF1**

Test Setup Photos



Figure 1: Radiated Emissions – Internal (Chip) Antenna – XPOS




Figure 2: Radiated Emissions – Internal (Chip) Antenna – XPOS




Figure 3: Radiated Emissions – Internal (Chip) Antenna – YPOS




Figure 4: Radiated Emissions – Internal (Chip) Antenna – YPOS



Figure 5: Radiated Emissions – Internal (Chip) Antenna – ZPOS




Figure 6: Radiated Emissions – Internal (Chip) Antenna – ZPOS




Figure 7: Radiated Emissions – External (PIFA) Antenna – XPOS




Figure 8: Radiated Emissions – External (PIFA) Antenna – XPOS




Figure 9: Radiated Emissions – External (PIFA) Antenna – YPOS




Figure 10: Radiated Emissions – External (PIFA) Antenna – YPOS




Figure 11: Radiated Emissions – External (PIFA) Antenna – ZPOS




Figure 12: Radiated Emissions – External (PIFA) Antenna – ZPOS



Figure 13: Conducted Emissions - Internal (Chip) Antenna



Figure 14: Conducted Emissions - Internal (Chip) Antenna



Figure 15: Conducted Emissions - External (PIFA) Antenna



Figure 16: Conducted Emissions - External (PIFA) Antenna