

Technical Memo

Subject: Internal Photographs Exhibit

Date: 5 June 2025

Doc Ref: ES2202-ME08_v100

Revision: 1.00 RELEASED

Overview

This document contains the internal photographs of the Etherstack XBR5100 fully integrated P25 base station transceiver equipment.

Model: XBR5100P5VI

FCC ID: 2ADAKXBR5100P5VI

IC ID: 9487A-XBR5100P5VI




Photo 1 – Chassis Top View

Page: 3 of 10




Photo 3 – Main RF Controller PCB Assembly Bottom View




Photo 4 – Controller LED PCB Assembly Top View




Photo 5 – Controller LED PCB Assembly Bottom View



Photo 6 – PA Module Top View




Photo 7 – PA PCB Assembly Top View




Photo 8 – PA PCB Assembly Bottom View




Photo 9 – XBR Controller PCB Assembly Top View




Photo 10 – XBR Controller PCB Assembly Bottom View

End of Document.