STANLEY®

TLM99 / TLM99s/ TLM99si

ENGLISH

FRANÇAIS

ESPANOL

PORTUGUÊS

Please read these instructions before operating the product.

STHT77138X/STHT77343 /STHT77361

Contents

- User Safety
- Laser Measuring Tool Description
- Battery Installation
- Product Overview TLM99
- Product Overview TLM99s and TLM99si
- Product Operation
- Bluetooth Operation
- Specification
- Warranty
- Error Codes

User Safety

WARNING:

- Carefully read the Safety Instructions and Product Manual before using this product. The person responsible for the instrument must ensure that all users understand and adhere to these instructions.

WARNING:

- The following label information is placed on your laser tool to inform you of the laser class for your convenience and safety.

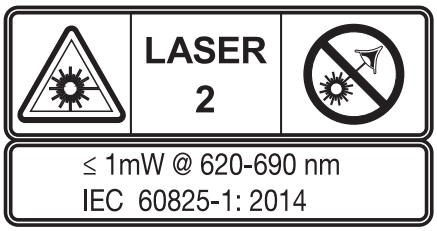

The TLM99 Products emit a visible laser beam as shown in Figure A. The laser beam emitted is Laser Class 2 per IEC 60825-1 and complies with 21 CFR 1040.10 and 1040.11 except for deviations pursuant to Laser Notice No. 50, dated June 24, 2007

⚠ ***WARNING:***

- While the laser tool is in operation, be careful not to expose your eyes to the emitting laser beam (red light source). Exposure to a laser beam for an extended time may be hazardous to your eyes. Do not look into the beam with optical aids.

FCC Compliance

This device complies with Part 15 of the FCC Rules. Operation is subject to the following two conditions: (1) This device may not cause harmful interference, and (2) this device must accept any interference received, including interference that may cause undesired operation.

FCC Statement

This equipment has been tested and found to comply with the limits for a Class B digital device, pursuant to part 15 of the FCC rules. These limits are designed to provide reasonable protection against harmful interference in a residential installation. This equipment generates, uses and can radiate radio frequency energy and, if not installed and used in accordance with the instructions, may cause harmful interference to radio communications. However, there is no guarantee that interference will not occur in a particular installation. If this equipment does cause harmful interference to radio or television reception, which can be determined by turning the equipment off and on, the user is encouraged to try to correct the interference by one or more of the following measures:

- Reorient or relocate the receiving antenna
- Increase the separation between the equipment and the receiver
- Connect the equipment into an outlet on a circuit different from that to which the receiver is connected
- Consult the dealer or an experienced radio/TV technician for help

Canada, Industry Canada (IC) Notices

Class B digital circuitry of this device complies with Canadian ICES-003.

This device complies with Industry Canada license-exempt RSS standard(s). Operation is subject to the following two conditions: (1) this device may not cause interference, and (2) this device must accept any interference, including interference that may cause undesired operation of the device.

Under Industry Canada regulations, the radio transmitter(s) in this device may only operate using an antenna of a type and maximum (or lesser) gain approved for the transmitter by Industry Canada. To reduce potential radio interference to other users, the antenna type and its gain should be so chosen that the equivalent isotropically radiated power (e.i.r.p.) is not more than that necessary for successful communication.

Le présent appareil est conforme aux CNR d'Industrie Canada applicables aux appareils radio exempts de licence. L'exploitation est autorisée aux deux conditions suivantes : (1) l'appareil ne doit pas produire de brouillage, et (2) l'utilisateur de l'appareil doit accepter tout brouillage radioélectrique subi, même si le brouillage est susceptible d'en compromettre le fonctionnement.

Conformément à la réglementation d'Industrie Canada, le présent émetteur radio peut fonctionner avec une antenne d'un type et d'un gain maximal (ou inférieur) approuvé pour l'émetteur par Industrie Canada. Dans le but de réduire les risques de brouillage radioélectrique à l'intention des autres utilisateurs, il faut choisir le type d'antenne et son gain de sorte que la puissance isotrope rayonnée équivalente (p.i.r.e.) ne dépasse pas l'intensité nécessaire à l'établissement d'une communication satisfaisante.

WARNING

Indicates a potentially hazardous situation or an unintended use which, if not avoided, will result in death or serious injury.

CAUTION

Indicates a potentially hazardous situation or an unintended use which, if not avoided, may result in minor injury and/or appreciable material, financial and environmental damage. Important paragraphs which must be adhered to in practice as they enable the product to be used in a technically correct and efficient manner.

BATTERY SAFETY

WARNING: Batteries can explode or leak and can cause injury or fire. To reduce this risk:

ALWAYS follow all instructions and warnings on the battery label and package.

DO NOT short any battery terminals.

DO NOT charge alkaline batteries.

DO NOT mix old and new batteries. Replace all of them at the same time with new batteries of the same brand and type.

DO NOT mix battery chemistries.

DO NOT dispose of batteries in fire.

ALWAYS keep batteries out of reach of children.

ALWAYS remove batteries if the device will not be used for several months.

NOTE: Ensure that the correct batteries as recommended are used.

NOTE: Ensure the batteries are inserted in the correct manner, with the correct polarity.

RECYCLING

DO NOT dispose of this product with household waste.

ALWAYS dispose of batteries per local code.

PLEASE RECYCLE in line with local provisions for the collection and disposal of electrical and electronic waste under the WEEE Directive.

DECLARATION OF CONFORMITY

Stanley Tools declares that the CE Mark has been applied to this product in accordance with the CE Marking Directive 93/68/EEC.

This product conforms to IEC 60825-1:2014.

For further details please refer to:
www.stanleytools.eu
www.stanleytools.com

PRODUCT OVERVIEW

Figure A - Laser Measurer Tool
Figure B - Battery Installation
Figure C - TLM99 keypad
Figure D - TLM99 LCD Display
Figure E - TLM99s/TLM99si keypad
Figure F - TLM99s/TLM99si LCD Display

Laser Measuring Tool Description

1. Laser Beam Window
2. LCD display
3. Keypad
4. Warning & Safety Label
5. Battery Compartment

Fig. A

Battery Installation / Removal

Fig. B Use Alkaline AA (LR6) Batteries.

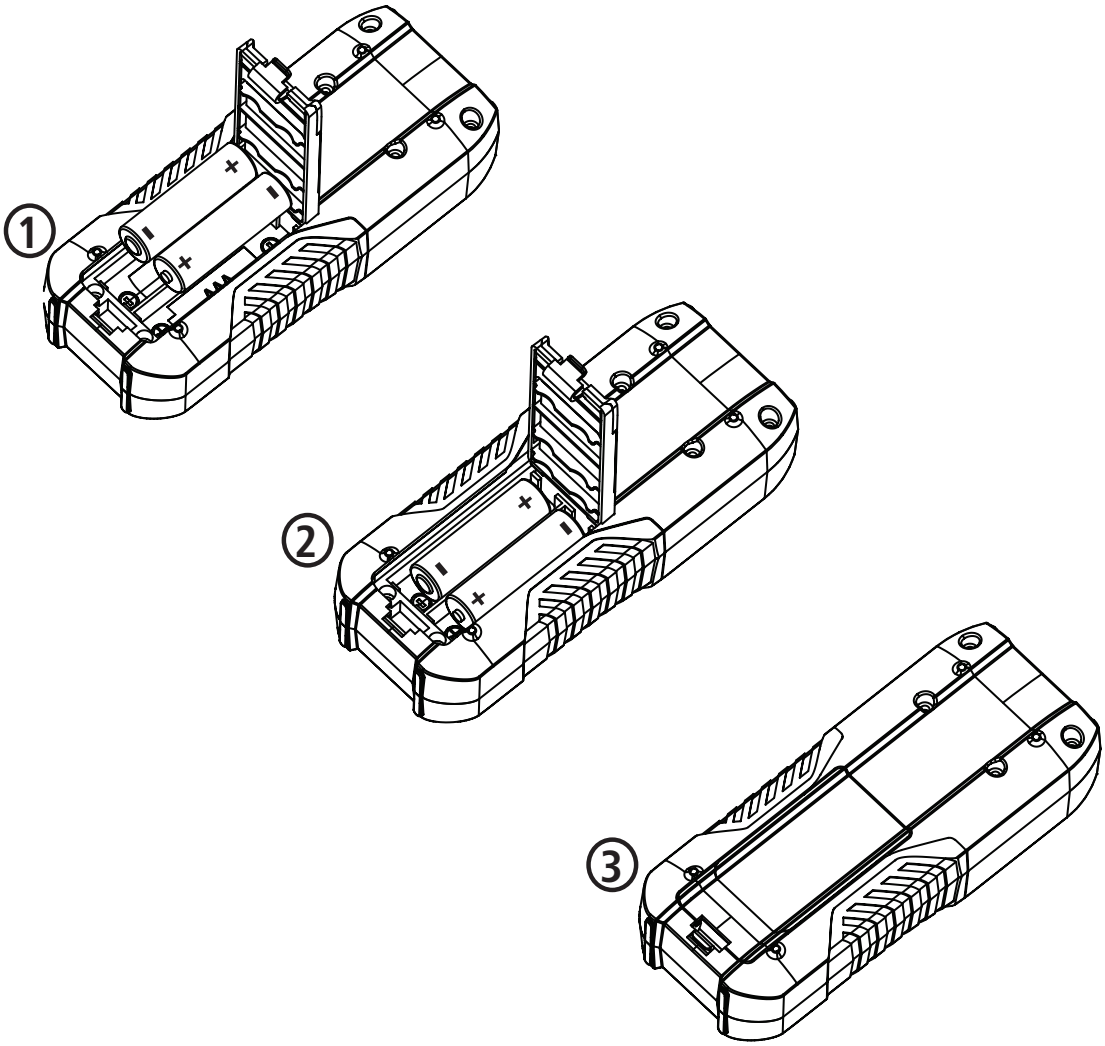

TLM99

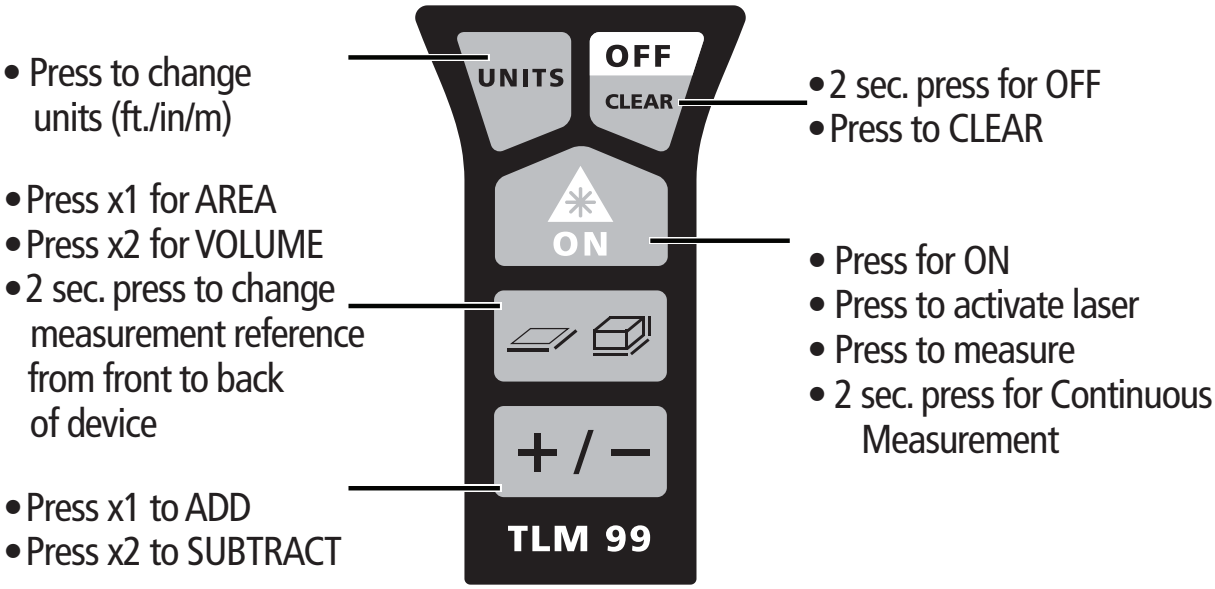

Fig. C

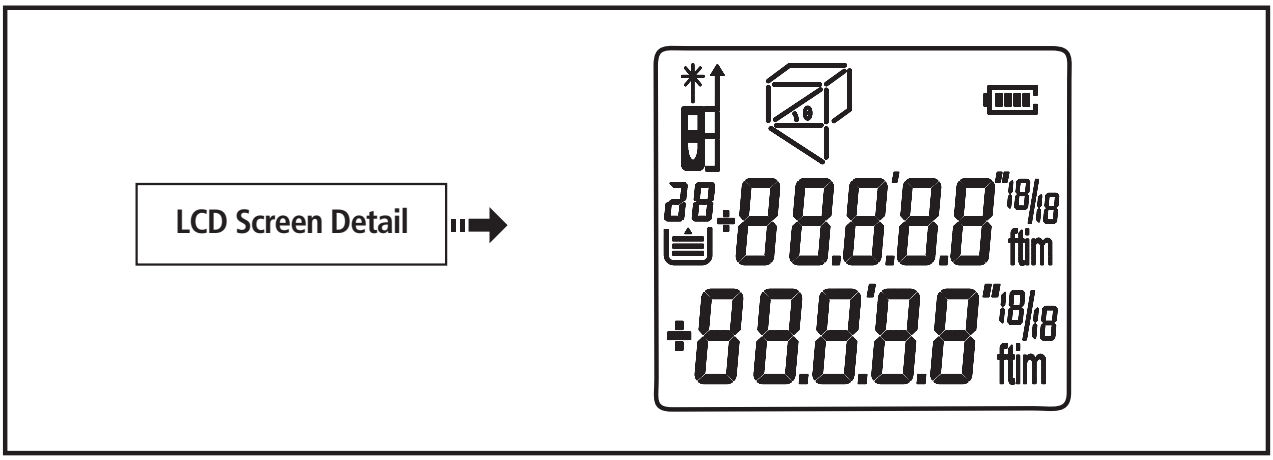

Fig. D

TLM99s & TLM99si

- 2 sec. press to change units (m/in/ft.)

- Press x1 to ADD
- Press x2 to SUBTRACT

- Press x1 for AREA
- Press x2 for VOLUME
- 2 sec. press to change measurement reference from front to back of device

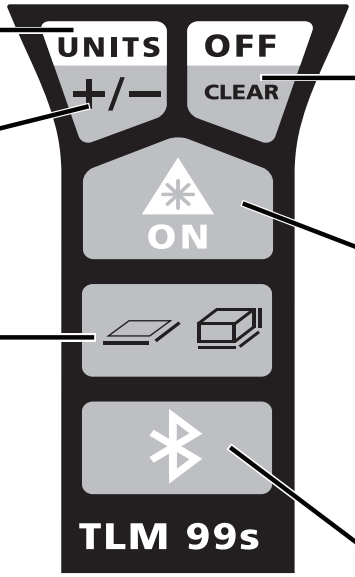

- 2 sec. press for OFF
- Press to CLEAR

- Press x1 for ON
- Press x1 to activate laser
- Press x1 to measure
- 2 sec. press for Continuous Measurement

- Press to activate/deactivate Bluetooth

Fig. E

LCD Screen Detail

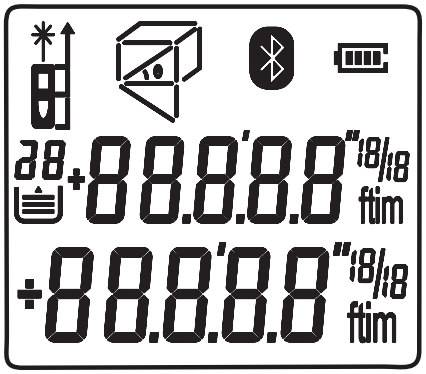

Fig. F

CHANGE MEASUREMENT REFERENCE POINT

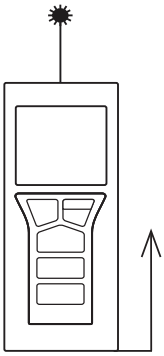

Default measurement is from the rear of the device

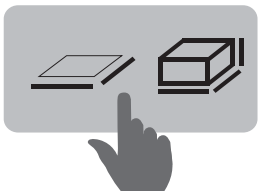

2 sec. press to change measurement reference from back to front of device

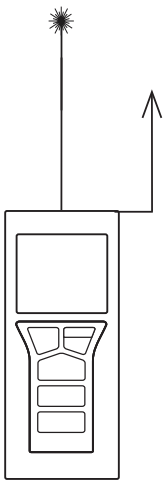

Measurement is from the front of the device

SINGLE MEASUREMENT

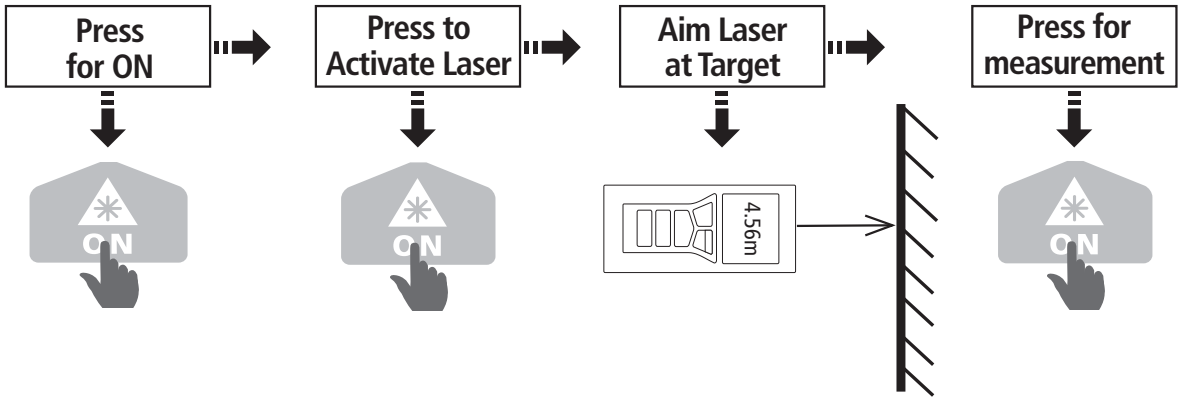

CONTINUOUS MEASUREMENT

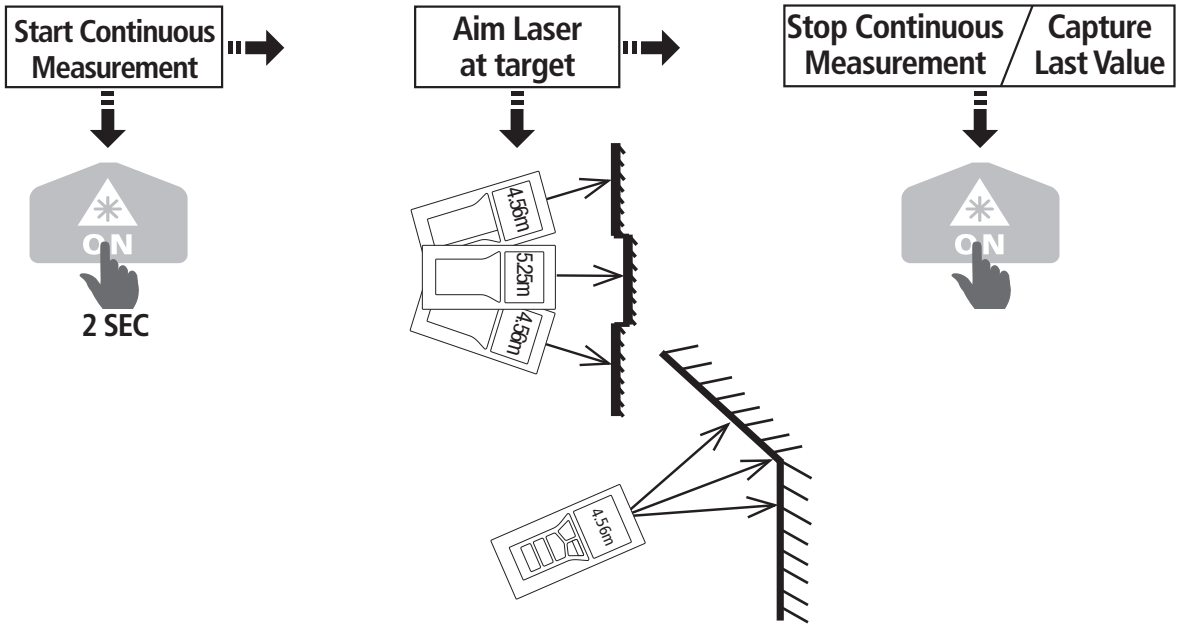

TLM99 FUNCTION

ADDITION

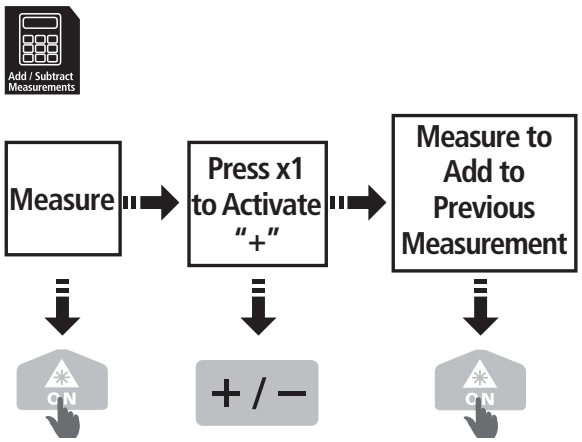

SUBTRACTION

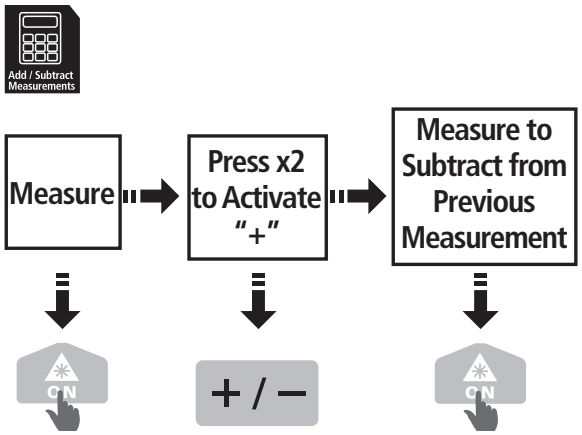

UNITS

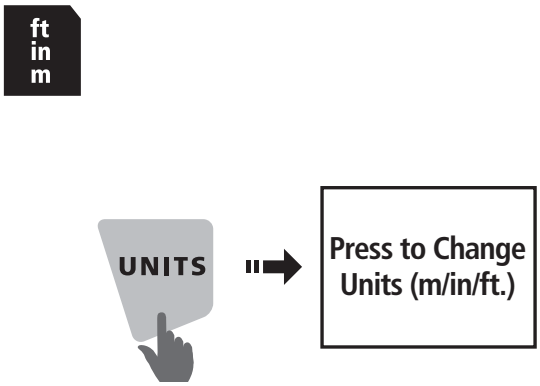

TLM99s / TLM99si FUNCTION

ADDITION

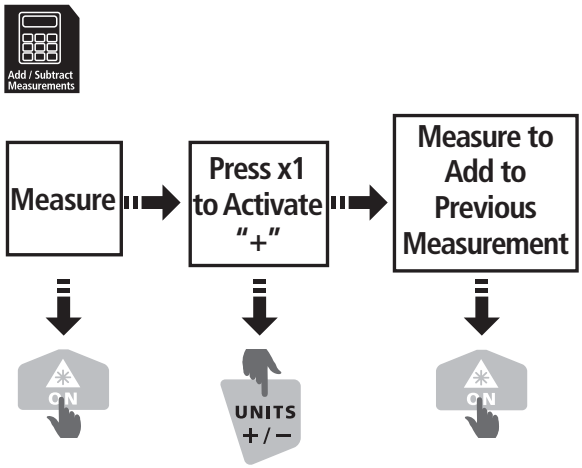

SUBTRACTION

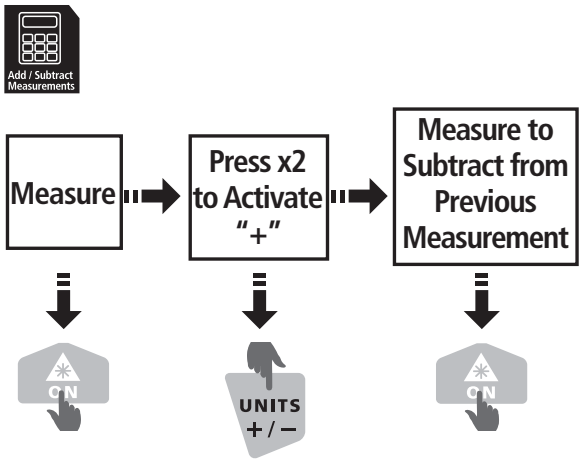

UNITS

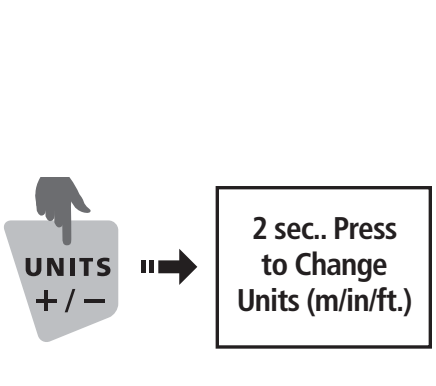

AREA

Measure length and width to find AREA

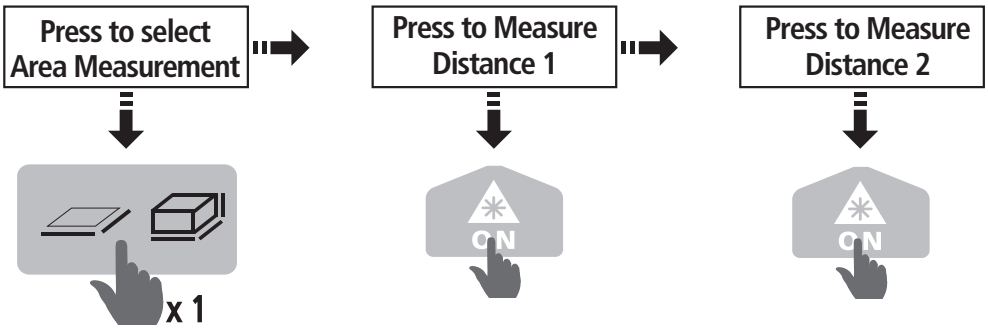

VOLUME

Measure length, width and height to find VOLUME

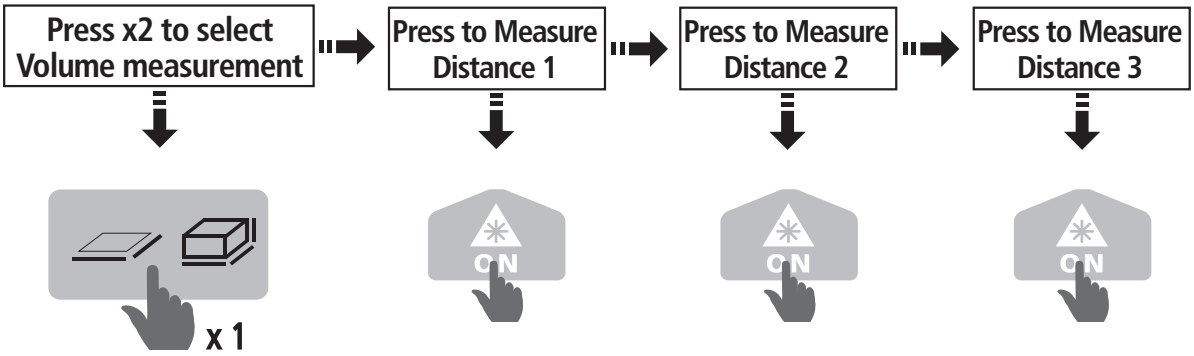

Bluetooth operation: TLM99s and TLM99si

1 Download STANLEY® floor plan app to your smartphone or tablet

2 Capture your room or space

Press to measure distance 1

3 Pair with device via STANLEY® floorplan app.

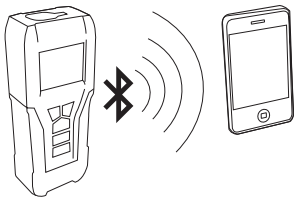

4 Verify room/space measurements

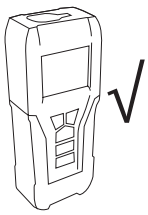

5 Save/share floorplans

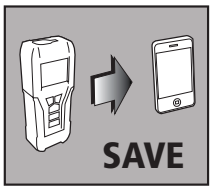

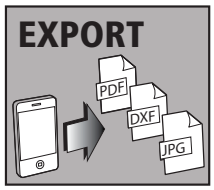



Bluetooth®

"THE BLUETOOTH® WORD MARK AND LOGOS ARE REGISTERED TRADEMARKS OWNED BY BLUETOOTH SIG, INC. AND ANY USE OF SUCH MARKS BY STANLEY TOOLS IS UNDER LICENSE. OTHER TRADEMARKS AND TRADE NAMES ARE THOSE OF THEIR RESPECTIVE OWNERS."

Specifications

Range	
TLM99	0.1 m to 30 m (4″ ft. to 100 ft.)
TLM99s	0.1 m to 30 m (4″ ft. to 100 ft.)
TLM99si	0.1 m to 35 m (4″ ft. to 115 ft.)
Measuring accuracy	typ.: ± 2.0 mm* / ± 0.12 in*
Resolution	1 mm // 1/16 in
Laser Class	2
Laser Wavelength	620-690 nm, Power < 1 mW
Autom. power switch-off	after 180 s
Battery life (2 x AA)	up to 3000 measurements (2500 with Bluetooth®)
Dimension (H x D x W)	119 x 58 x 28 mm (4.68 x 2.28 x 1.10 in)
Weight (with batteries)	100 g / 3.21 oz
Storage Temperature range	-25 to 70 °C (-13 to 158 °F)
Operating Temperature range	-0 to 40 °C (-32 to 104 °F)

*under favorable conditions (good target surface,room temperature) up to 10 m (33 ft.). Under unfavorable conditions such as bright sunlight, a very weakly reflecting target surface or large temperature fluctuations,the error can increase by ± 0.25 mm/m (± 0.003 in/ft.) for distances over 10 m (33 ft.).

Warranty

STANLEY warrants this product for a period of (2) years against deficiencies in material and workmanship. This LIMITED WARRANTY does not cover products that are improperly used, abused, altered or repaired. Please call 866-786-5924 for more information or return instructions. Unless otherwise noted, STANLEY will repair without cost, any STANLEY product found to be defective, including parts and labor charges, or at STANLEY's option, will replace such tools or refund the purchase price, less the amount for depreciation, in exchange for the defective tool. **THIS LIMITED WARRANTY EXCLUDES ALL INCIDENTAL OR CONSEQUENTIAL DAMAGES**. Some states do not allow the exclusion or limitation of incidental or consequential damages, so these limitations may not apply to you. This LIMITED LIFETIME WARRANTY gives you specific legal rights that may vary from state to state. In addition to the warranty, STANLEY Lasers are covered by: 30-Day Money Back Guarantee. If you are not completely satisfied with the performance of your STANLEY Laser for any reason, you can return it within 30 days from the date of purchase with a receipt for a full refund.

IMPORTANT NOTE: The customer is responsible for the correct use and care of the instrument. Moreover, the customer is completely responsible for periodically checking the accuracy of the laser unit, and therefore for the calibration of the instrument.

Calibration and care are not covered by warranty.

STANLEY 2YR LIMITED WARRANTY™

Code	Description	Corrective Action
101	Received Signal Too Weak / Measuring Time Too Long	Use target plate or change target surface.
102	Received Signal Too High	Target too reflective, use target plate or change target surface.
201	Too Much Background Light	Reduce background light on target area.
202	Laser Beam Interrupted	Remove obstacle and repeat measurement.
203	Insufficient Battery	Replace batteries.
301	Temperature Too High	Allow device to cool to operating temperature.
302	Temperature Too Low	Allow device to warm up to operating temperature.
401	Hardware Error	Switch on/off device several times. If error cannot be cleared return defective instrument to Service Center or distributor. See warranty information.
402	Unknown Error	Contact Service Center or distributor. See warranty information.

Notes

STANLEY®

© 2014 Stanley Tools
701 E Joppa Rd, Towson, MD
P/N 70305208 (10/14)
www.stanleytools.com