

INTERNAL PHOTOS OF TESTED EUT



Cover removed (with insulation for buzzer)



Cover removed (without insulation)




Battery location




Plastic enclosure of PCB




PCB – Face A



PCB – Face B




Screen with enclosure



Plastic enclosure of screen



Rear face of screen



Front face of screen and its protection



Battery model