


PHOTOGRAPHS OF THE TEST CONFIGURATION


CONDUCTED EMISSION TEST (Mode 1- POE)




CONDUCTED EMISSION TEST (Mode 2- Adapter)




RADIATED EMISSION TEST (Mode 1- POE) – Below 1GHz



RADIATED EMISSION TEST (Mode 1- POE) – Above 1GHz



RADIATED EMISSION TEST (Mode 2- Adapter) – Below 1GHz



RADIATED EMISSION TEST (Mode 2- Adapter) – Above 1GHz

