




PHOTOS OF TEST SET-UP




Radiated test set-up




Radiated emission 9kHz - 30 MHz




Radiated emissions 30 - 200MHz



Radiated emissions 200 - 1000MHz



Radiated emissions over 1000MHz



Conducted power line