




**BUREAU
VERITAS**

Test Report No.: FS170117N068

RF EXPOSURE REPORT

Applicant	GUANGDONG CHEERSON HOBBY TECHNOLOGY CO.,LTD
Address	Fengxin No. 2 Road & Laimei Road, Fengxin Industrial Zone, Chenghai, Shantou, Guangdong province, China



Manufacturer or Supplier	GUANGDONG CHEERSON HOBBY TECHNOLOGY CO.,LTD
Address	Fengxin No. 2 Road & Laimei Road, Fengxin Industrial Zone, Chenghai, Shantou, Guangdong province, China
Product	UFO
Brand Name	
Model	CX-60
Additional Model & Model Difference	CX-60A, CX-60B, CX-60C, CX-60S, CX-60W, CX-61, CX-62, CX-32, CX-32W, CX-32C, CX-32S, CX-33, CX-33W, CX-33S, CX-33C, CX-35, CX-37, CX-37-TX, CX-38, CX-39, CX-63, CX-31, CX-93S, CX-90, CX-91, CX-92, CX-93
Date of tests	Mar. 02, 2017 ~ Apr. 08, 2017

☒ **FCC Part 2 (Section 2.1091)**

☒ **KDB 447498 D01**

☒ **IEEE C95.1**

CONCLUSION: The submitted sample was found to COMPLY with the test requirement

Tested by Breeze Jiang Project Engineer / EMC Department	Approved by Glyn He Supervisor / EMC Department
	 Date: Apr. 15, 2017

This report is for your exclusive use. Any copying or replication of this report to or for any other person or entity, or use of our name or trademark, is permitted only with our prior written permission. This report sets forth our findings solely with respect to the test samples identified herein. The results set forth in this report are not indicative or representative of the quality or characteristics of the lot from which a test sample was taken or any similar or identical product unless specifically and expressly noted. Our report includes all of the tests requested by you and the results thereof based upon the information that you provided to us. You have 60 days from date of issuance of this report to notify us of any material error or omission caused by our negligence, provided, however, that such notice shall be in writing and shall specifically address the issue you wish to raise. A failure to raise such issue within the prescribed time shall constitute your unqualified acceptance of the completeness of this report, the tests conducted and the correctness of the report contents. Unless specific mention, the uncertainty of measurement has been explicitly taken into account to declare the compliance or non-compliance to the specification

Bureau Veritas Shenzhen Co., Ltd.
Dongguan Branch

No. 34, Chenwulu Section, Guantai Rd., Houjie
Town, Dongguan City,
Guangdong 523942, China

Tel: +86 769 8593 5656
Fax: +86 769 8593 1080
Email: customerservice.dg@cn.bureauveritas.com



Table of Contents

RELEASE CONTROL RECORD	3
1. CERTIFICATION.....	4
2. RF EXPOSURE LIMIT	5
3. MPE CALCULATION FORMULA.....	5
4. CLASSIFICATION	5
5. ANTENNA GAIN	6
6. CALCULATION RESULT OF MAXIMUM CONDUCTED POWER.....	6



Test Report No.: FS170117N068

RELEASE CONTROL RECORD

ISSUE NO.	REASON FOR CHANGE	DATE ISSUED
FS170117N068	Original release	Apr. 15, 2017

Bureau Veritas Shenzhen Co., Ltd.
Dongguan Branch


No. 34, Chenwulu Section, Guantai Rd., Houjie
Town, Dongguan City,
Guangdong 523942, China

Tel: +86 769 8593 5656
Fax: +86 769 8593 1080
Email: customerservice.dg@cn.bureauveritas.com



Test Report No.: FS170117N068

1. CERTIFICATION

FCC ID:	2AD6LGC032460
PRODUCT:	UFO
BRAND NAME:	
MODEL NO.:	CX-60
ADDITIONAL NO.:	CX-60A, CX-60B, CX-60C, CX-60S, CX-60W, CX-61, CX-62, CX-32, CX-32W, CX-32C, CX-32S, CX-33, CX-33W, CX-33S, CX-33C, CX-35, CX-37, CX-37-TX, CX-38, CX-39, CX-63, CX-31, CX-93S, CX-90, CX-91, CX-92, CX-93
TEST SAMPLE:	Engineering Sample
APPLICANT:	GUANGDONG CHEERSON HOBBY TECHNOLOGY CO.,LTD
STANDARDS:	FCC Part 2 (Section 2.1091)
	KDB 447498 D01
	IEEE C95.1



2. RF EXPOSURE LIMIT

LIMITS FOR MAXIMUM PERMISSIBLE EXPOSURE (MPE)

FREQUENCY RANGE (MHz)	ELECTRIC FIELD STRENGTH (V/m)	MAGNETIC FIELD STRENGTH (A/m)	POWER DENSITY (mW/cm ²)	AVERAGE TIME (minutes)
LIMITS FOR GENERAL POPULATION / UNCONTROLLED EXPOSURE				
300-1500	F/1500	30
1500-100,000	1.0	30

F = Frequency in MHz

3. MPE CALCULATION FORMULA

$$P_d = (P_{out} \cdot G) / (4 \cdot \pi \cdot r^2)$$

where

P_d = power density in mW/cm²

P_{out} = output power to antenna in mW

G = gain of antenna in linear scale

π = 3.1416

R = distance between observation point and center of the radiator in cm

4. CLASSIFICATION

The antenna of this product, under normal use condition, is at least 20cm away from the body of the user. So, this device is classified as **Mobile Device**.



5. ANTENNA GAIN

The antennas provided to the EUT, please refer to the following table:

Transmitter Circuit	Peak Gain (dBi)	Antenna Type
Chain 0	2	Integral Wire Antenna

6. CALCULATION RESULT OF MAXIMUM CONDUCTED POWER

The tuned conducted Average Power (declared by client)

Frequency (MHz)	Target Power (dBm)	Tolerance (dBm)	Lower Tolerance (dBm)	Upper Tolerance (dBm)
2412-2462	14	+3	11	17

The measured conducted Average Power

Mode	Frequency (MHz)	Averaged Power (dBm)
802.11b	2412	15.03
802.11g	2412	13.72
802.11n20	2412	12.71

FREQUENCY BAND (MHz)	MAX AVERAGE POWER (dBm)	ANTENNA GAIN (dBi)	DISTANCE (cm)	POWER DENSITY (mW/cm ²)	LIMIT (mW/cm ²)
2412-2462	17	2	20	0.0158	1.0

--- END ---