

## TEST REPORT

**Product** : Thermal Receipt Printer  
**Trade mark** : Rongta  
**Model/Type reference** : RP80-WUS, RP850-WUS,  
RP820-WUS, RP804-WUS  
**Serial Number** : N/A  
**Report Number** : EED32I00065502  
**FCC ID** : 2AD6G-RP80-WUS  
**Date of Issue** : Sep. 22, 2016  
**Test Standards** : 47 CFR Part 15Subpart C (2015)  
**Test result** : PASS

Prepared for:

**XIAMEN RONGTA TECHNOLOGY CO., LTD.**  
**3F-1/E Building, No.195 Gaoqishe, Gaodian Village, Dianqian Street**  
**Office, Huli District, Xiamen City**

Prepared by:

**Centre Testing International Group Co., Ltd.**  
**Hongwei Industrial Zone, Bao'an 70 District,**  
**Shenzhen, Guangdong, China**  
**TEL: +86-755-3368 3668**  
**FAX: +86-755-3368 3385**



Tested By:

*Tom - chen*

Tom chen (Test Project)

Reviewed by:

*Kevin lan*

Kevin lan (Reviewer)

Date:

Sep. 22, 2016

Compiled by:

*Kevin Yang*

Kevin yang (Project Engineer)

Approved by:

*Sheek Luo*

Sheek Luo (Lab supervisor)

Check No.: 2392104606

## 2 Version

| Version No. | Date          | Description |
|-------------|---------------|-------------|
| 00          | Sep. 22, 2016 | Original    |
|             |               |             |
|             |               |             |

### 3 Test Summary

| Test Item  | Test Requirement                                   | Test method                               | Result |
|--|--|---|--------|
| <b>Antenna Requirement</b>   | 47 CFR Part 15 Subpart C Section 15.203/15.247 (c) | ANSI C63.10-2013                          | PASS   |
| <b>AC Power Line Conducted Emission</b>                                  | 47 CFR Part 15 Subpart C Section 15.207            | ANSI C63.10-2013                          | PASS   |
| <b>Conducted Peak Output Power</b>                                       | 47 CFR Part 15 Subpart C Section 15.247 (b)(3)     | ANSI C63.10-2013/<br>KDB 558074 D01v03r05 | PASS   |
| <b>6dB Occupied Bandwidth</b>  | 47 CFR Part 15 Subpart C Section 15.247 (a)(2)     | ANSI C63.10-2013/<br>KDB 558074 D01v03r05 | PASS   |
| <b>Power Spectral Density</b>  | 47 CFR Part 15 Subpart C Section 15.247 (e)        | ANSI C63.10-2013/<br>KDB 558074 D01v03r05 | PASS   |
| <b>Band-edge for RF Conducted Emissions</b>                              | 47 CFR Part 15 Subpart C Section 15.247(d)         | ANSI C63.10-2013/<br>KDB 558074 D01v03r05 | PASS   |
| <b>RF Conducted Spurious Emissions</b>                                   | 47 CFR Part 15 Subpart C Section 15.247(d)         | ANSI C63.10-2013/<br>KDB 558074 D01v03r05 | PASS   |
| <b>Radiated Spurious Emissions</b>                                       | 47 CFR Part 15 Subpart C Section 15.205/15.209     | ANSI C63.10-2013                          | PASS   |
| <b>Restricted bands around fundamental frequency (Radiated Emission)</b> | 47 CFR Part 15 Subpart C Section 15.205/15.209     | ANSI C63.10-2013                          | PASS   |

Remark:

Test according to ANSI C63.4-2014 & ANSI C63.10-2013.

The tested samples and the sample information are provided by the client.

Model No.: RP80-WUS, RP850-WUS, RP820-WUS, RP804-WUS

Only the model RP80-WUS was tested, since the electrical circuit design, layout, components used and internal wiring were identical for the above models, with difference being the shell structure of the whole machine.

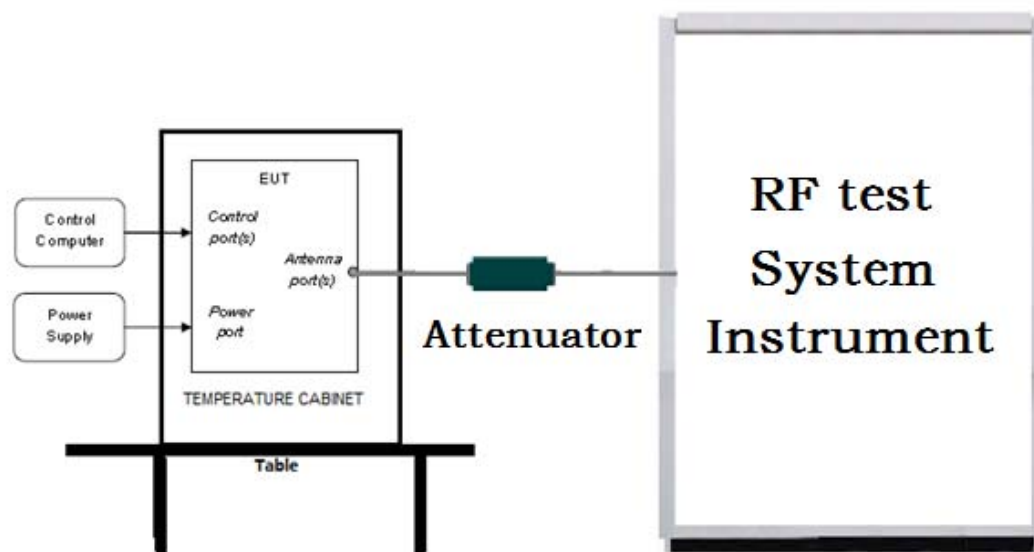
## 4 Content

|   |           |
|---|-----------|
| <b>1 COVER PAGE</b>   | <b>1</b>  |
| <b>2 VERSION</b>  | <b>2</b>  |
| <b>3 TEST SUMMARY</b>   | <b>3</b>  |
| <b>4 CONTENT</b>  | <b>4</b>  |
| <b>5 TEST REQUIREMENT</b>   | <b>5</b>  |
| 5.1 TEST SETUP  | 5         |
| 5.1.1 For Conducted test setup  | 5         |
| 5.1.2 For Radiated Emissions test setup                               | 5         |
| 5.1.3 For Conducted Emissions test setup                              | 6         |
| 5.2 TEST ENVIRONMENT  | 6         |
| 5.3 TEST CONDITION  | 6         |
| <b>6 GENERAL INFORMATION</b>  | <b>8</b>  |
| 6.1 CLIENT INFORMATION  | 8         |
| 6.2 GENERAL DESCRIPTION OF EUT  | 8         |
| 6.3 PRODUCT SPECIFICATION SUBJECTIVE TO THIS STANDARD                 | 8         |
| 6.4 DESCRIPTION OF SUPPORT UNITS                                      | 9         |
| 6.5 TEST LOCATION   | 9         |
| 6.6 TEST FACILITY   | 9         |
| 6.7 DEVIATION FROM STANDARDS  | 10        |
| 6.8 ABNORMALITIES FROM STANDARD CONDITIONS                            | 10        |
| 6.9 OTHER INFORMATION REQUESTED BY THE CUSTOMER                       | 10        |
| 6.10 MEASUREMENT UNCERTAINTY (95% CONFIDENCE LEVELS, K=2)             | 10        |
| <b>7 EQUIPMENT LIST</b>   | <b>11</b> |
| <b>8 RADIO TECHNICAL REQUIREMENTS SPECIFICATION</b>                   | <b>13</b> |
| Appendix A): Conducted Peak Output Power                              | 14        |
| Appendix B): 6dB Occupied Bandwidth                                   | 15        |
| Appendix C): Band-edge for RF Conducted Emissions                     | 20        |
| Appendix D): RF Conducted Spurious Emissions                          | 23        |
| Appendix E): Power Spectral Density                                   | 32        |
| Appendix F): Antenna Requirement                                      | 37        |
| Appendix G): AC Power Line Conducted Emission                         | 38        |
| Appendix H): Restricted bands around fundamental frequency (Radiated) | 41        |
| Appendix I): Radiated Spurious Emissions                              | 51        |
| <b>PHOTOGRAPHS OF TEST SETUP</b>                                      | <b>60</b> |
| <b>PHOTOGRAPHS OF EUT CONSTRUCTIONAL DETAILS</b>                      | <b>62</b> |

## 5 Test Requirement

### 5.1 Test setup

#### 5.1.1 For Conducted test setup



#### 5.1.2 For Radiated Emissions test setup

Radiated Emissions setup:

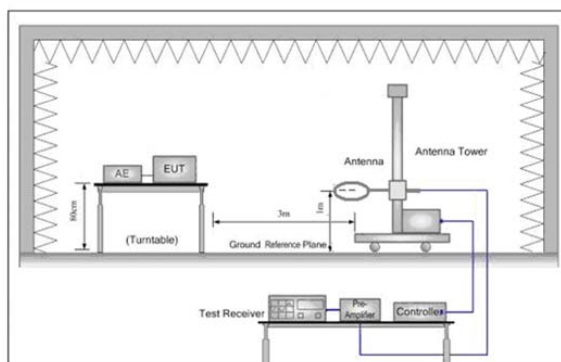


Figure 1. Below 30MHz

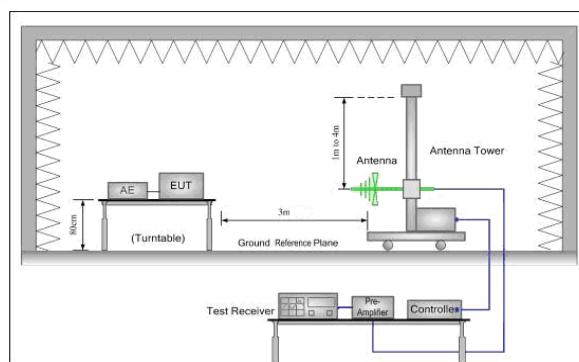


Figure 2. 30MHz to 1GHz

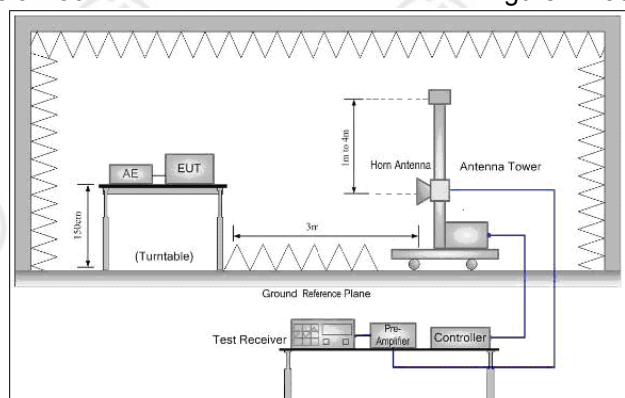
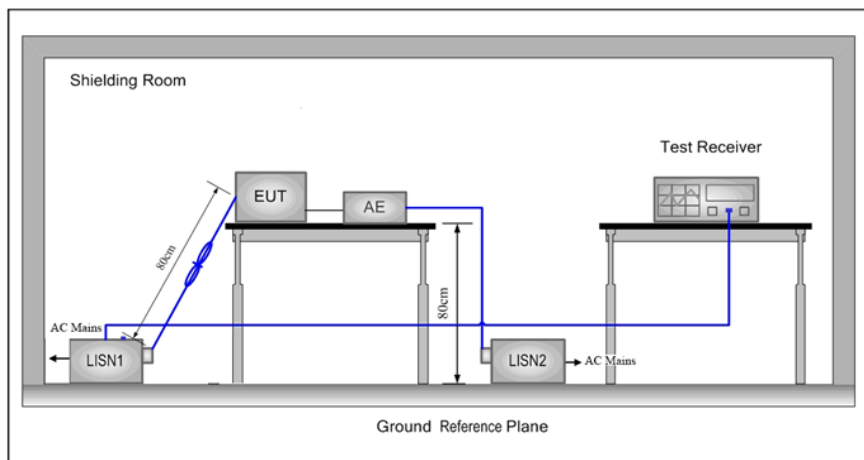


Figure 3. Above 1GHz



### 5.1.3 For Conducted Emissions test setup

#### Conducted Emissions setup



## 5.2 Test Environment

| Operating Environment: |          |
|------------------------|----------|
| Temperature:           | 24°C     |
| Humidity:              | 50% RH   |
| Atmospheric Pressure:  | 1010mbar |

## 5.3 Test Condition

### Test channel:

| Test Mode          | Tx/Rx   | RF Channel |           |           |
|--------------------|---|------------|-----------|-----------|
|                    |   | Low(L)     | Middle(M) | High(H)   |
| 802.11b/g/n(HT20)  | 2412MHz ~2462 MHz   | Channel 1  | Channel 6 | Channel11 |
|                    |   | 2412MHz    | 2437MHz   | 2462MHz   |
| 802.11n(HT40)      | 2422MHz ~2452 MHz   | Channel 1  | Channel 4 | Channel7  |
|                    |   | 2422MHz    | 2437MHz   | 2452MHz   |
| Transmitting mode: | The EUT transmitted the continuous modulation test signal at the specific channel(s). |            |           |           |

**Test mode:**

**Pre-scan under all rate at lowest channel 1**

Scan under air rate at lowest channel :

|            |                |        |          |        |        |         |           |         |
|------------|----------------|--------|----------|--------|--------|---------|-----------|---------|
| Mode       | 802.11b        |        |          |        |        |         |           |         |
| Data Rate  | 1Mbps          | 2Mbps  | 5.5Mbps  | 11Mbps |        |         |           |         |
| Power(dBm) | 12.71          | 12.75  | 12.80    | 12.84  |        |         |           |         |
| Mode       | 802.11g        |        |          |        |        |         |           |         |
| Data Rate  | 6Mbps          | 9Mbps  | 12Mbps   | 18Mbps | 24Mbps | 36Mbps  | 48Mbps    | 54Mbps  |
| Power(dBm) | 11.02          | 11.01  | 10.98    | 10.87  | 10.85  | 10.81   | 10.76     | 10.72   |
| Mode       | 802.11n (HT20) |        |          |        |        |         |           |         |
| Data Rate  | 6.5Mbps        | 13Mbps | 19.5Mbps | 26Mbps | 39Mbps | 52Mbps  | 58.5Mbps  | 65Mbps  |
| Power(dBm) | 11.27          | 11.22  | 11.20    | 11.17  | 11.13  | 11.08   | 11.05     | 11.01   |
| Mode       | 802.11n (HT40) |        |          |        |        |         |           |         |
| Data Rate  | 13.5Mbps       | 27Mbps | 40.5Mbps | 54Mbps | 81Mbps | 108Mbps | 121.5Mbps | 135Mbps |
| Power(dBm) | 12.86          | 12.84  | 12.80    | 12.74  | 12.70  | 12.66   | 12.62     | 12.60   |

Through Pre-scan, 11Mbps of rate is the worst case of 802.11b; 6Mbps of rate is the worst case of 802.11g; 6.5Mbps of rate is the worst case of 802.11n(HT20); 13.5Mbps of rate is the worst case of 802.11n(HT40).

## 6 General Information

### 6.1 Client Information

|                          |   |
|--------------------------|---|
| Applicant:               | XIAMEN RONGTA TECHNOLOGY CO., LTD.  |
| Address of Applicant:    | 3F-1/E Building, No.195 Gaoqishe, Gaodian Village, Dianqian Street Office, Huli District, Xiamen City |
| Manufacturer:            | XIAMEN RONGTA TECHNOLOGY CO., LTD.  |
| Address of Manufacturer: | 3F-1/E Building, No.195 Gaoqishe, Gaodian Village, Dianqian Street Office, Huli District, Xiamen City |
| Factory:                 | XIAMEN RONGTA TECHNOLOGY CO., LTD.  |
| Address of Factory:      | 3F-1/E Building, No.195 Gaoqishe, Gaodian Village, Dianqian Street Office, Huli District, Xiamen City |

### 6.2 General Description of EUT

|                                 |  |
|---------------------------------|--|
| Product Name:                   | Thermal Receipt Printer                            |
| Model No.(EUT):                 | RP80-WUS, RP850-WUS, RP820-WUS, nRP804-WUS         |
| Test Model No.:                 | RP80-WUS   |
| Trade Mark:                     | Rongta   |
| EUT Supports Radios application | Wlan 2.4GHz 802.11b/g/n(HT20&HT40)                 |
| AC adapter:                     | AC 100-240V, 50/60Hz, 1.5A<br>Output: DC 24V, 2.5A |
| Sample Received Date:           | Apr. 08, 2016                                      |
| Sample tested Date:             | Apr. 08, 2016 to Sep. 20, 2016                     |

### 6.3 Product Specification subjective to this standard

|                       |   |
|-----------------------|---|
| Operation Frequency:  | IEEE 802.11b/g/n(HT20): 2412MHz to 2462MHz<br>IEEE 802.11n(HT40): 2422MHz to 2452MHz  |
| Channel Numbers:      | IEEE 802.11b/g, IEEE 802.11n HT20: 11 Channels<br>IEEE 802.11n HT40: 7 Channels   |
| Channel Separation:   | 5MHz  |
| Type of Modulation:   | IEEE for 802.11b: DSSS(CCK,DQPSK,DBPSK)<br>IEEE for 802.11g :OFDM(64QAM, 16QAM, QPSK, BPSK)<br>IEEE for 802.11n(HT20 and HT40) : OFDM (64QAM, 16QAM, QPSK,BPSK) |
| Test Power Grade:     | 802.11b:14, 802.11g: 10, 802.11n(HT20): 0B, 802.11n(HT40): 0B<br>(manufacturer declare )  |
| Test Software of EUT: | RT5350QA (manufacturer declare )  |
| Antenna Type:         | Integral antenna  |
| Antenna Gain:         | 2.19dBi   |
| Test Voltage:         | AC 120V, 60Hz   |

| Operation Frequency each of channel(802.11b/g/n HT20) |           |         |           |         |           |         |           |
|---|-----------|---------|-----------|---------|-----------|---------|-----------|
| Channel   | Frequency | Channel | Frequency | Channel | Frequency | Channel | Frequency |
| 1   | 2412MHz   | 4       | 2427MHz   | 7       | 2442MHz   | 10      | 2457MHz   |
| 2   | 2417MHz   | 5       | 2432MHz   | 8       | 2447MHz   | 11      | 2462MHz   |
| 3   | 2422MHz   | 6       | 2437MHz   | 9       | 2452MHz   |         |           |



| Operation Frequency each of channel(802.11n HT40) |           |         |           |         |           |
|---|-----------|---------|-----------|---------|-----------|
| Channel   | Frequency | Channel | Frequency | Channel | Frequency |
| 1   | 2422MHz   | 4       | 2437MHz   | 7       | 2452MHz   |
| 2   | 2427MHz   | 5       | 2442MHz   |         |           |
| 3   | 2432MHz   | 6       | 2447MHz   |         |           |

## 6.4 Description of Support Units

The EUT has been tested independently.

## 6.5 Test Location

All tests were performed at:

Centre Testing International Group Co., Ltd.

Hongwei Industrial Zone, Bao'an 70 District, Shenzhen, Guangdong, China 518101

Telephone: +86 (0) 755 3368 3668 Fax: +86 (0) 755 3368 3385

No tests were sub-contracted.

## 6.6 Test Facility

The test facility is recognized, certified, or accredited by the following organizations:

### **CNAS-Lab Code: L1910**

Centre Testing International Group Co., Ltd. has been assessed and proved to be in compliance with CNAS-CL01 Accreditation Criteria for Testing and Calibration Laboratories (identical to ISO/IEC 17025: 2005 General Requirements) for the Competence of Testing and Calibration Laboratories..

### **A2LA-Lab Cert. No. 3061.01**

Centre Testing International Group Co., Ltd. EMC Laboratory has been accredited by A2LA for technical competence in the field of electrical testing, and proved to be in compliance with ISO/IEC 17025: 2005 General Requirements for the Competence of Testing and Calibration Laboratories and any additional program requirements in the identified field of testing.

### **FCC-Registration No.: 886427**

Centre Testing International Group Co., Ltd. EMC Laboratory has been registered and fully described in a report filed with the FCC (Federal Communications Commission). The acceptance letter from the FCC is maintained in our files. Registration 886427.

### **IC-Registration No.: 7408A-2**

The 3m Alternate Test Site of Centre Testing International Group Co., Ltd. has been registered by Certification and Engineering Bureau of Industry Canada for the performance of radiated measurements with Registration No. 7408A-2 .

### **IC-Registration No.: 7408B-1**

The 10m Alternate Test Site of Centre Testing International Group Co., Ltd. has been registered by Certification and Engineering Bureau of Industry Canada for the performance of radiated measurements with Registration No. 7408B-1.

### **NEMKO-Aut. No.: ELA503**

Centre Testing International Group Co., Ltd. has been assessed the quality assurance system, the testing facilities, qualifications and testing practices of the relevant parts of the organization. The quality assurance system of the Laboratory has been validated against ISO/IEC 17025 or equivalent. The laboratory also fulfils the conditions described in Nemko Document NLA-10.

#### VCCI

The Radiation 3 & 10 meters site of Centre Testing International Group Co., Ltd. has been registered in accordance with the Regulations for Voluntary Control Measures with Registration No.: R-4096.

Main Ports Conducted Interference Measurement of Centre Testing International Group Co., Ltd. has been registered in accordance with the Regulations for Voluntary Control Measures with Registration No.: C-4563.

Telecommunication Ports Conducted Disturbance Measurement of Centre Testing International Group Co., Ltd. has been registered in accordance with the Regulations for Voluntary Control Measures with Registration No.: T-2146.

The Radiation 3 meters site of Centre Testing International Group Co., Ltd. has been registered in accordance with the Regulations for Voluntary Control Measures with Registration No.: G-758

### 6.7 Deviation from Standards

None.

### 6.8 Abnormalities from Standard Conditions

None.

### 6.9 Other Information Requested by the Customer

None.

### 6.10 Measurement Uncertainty (95% confidence levels, k=2)

| No. | Item                            | Measurement Uncertainty |
|-----|---------------------------------|-------------------------|
| 1   | Radio Frequency                 | $7.9 \times 10^{-8}$    |
| 2   | RF power, conducted             | 0.31dB (30MHz-1GHz)     |
|     |                                 | 0.57dB (1GHz-18GHz)     |
| 3   | Radiated Spurious emission test | 4.5dB (30MHz-1GHz)      |
|     |                                 | 4.8dB (1GHz-12.75GHz)   |
| 4   | Conduction emission             | 3.6dB (9kHz to 150kHz)  |
|     |                                 | 3.2dB (150kHz to 30MHz) |
| 5   | Temperature test                | 0.64°C                  |
| 6   | Humidity test                   | 2.8%                    |
| 7   | DC power voltages               | 0.025%                  |

## 7 Equipment List

| RF test system                   |               |                           |               |                        |                            |
|----------------------------------|---------------|---------------------------|---------------|------------------------|----------------------------|
| Equipment                        | Manufacturer  | Mode No.                  | Serial Number | Cal. Date (mm-dd-yyyy) | Cal. Due date (mm-dd-yyyy) |
| Signal Generator                 | Keysight      | E8257D                    | MY53401106    | 04-01-2016             | 03-31-2017                 |
| Communication test set test set  | Agilent       | N4010A                    | MY51400230    | 04-01-2016             | 03-31-2017                 |
| Spectrum Analyzer                | Keysight      | N9010A                    | MY54510339    | 04-01-2016             | 03-31-2017                 |
| Signal Generator                 | Keysight      | N5182B                    | MY53051549    | 04-01-2016             | 03-31-2017                 |
| High-pass filter                 | Sinoscite     | FL3CX03WG18 NM12-0398-002 | ---           | 01-12-2016             | 01-11-2017                 |
| High-pass filter                 | MICRO-TRONICS | SPA-F-63029-4             | ---           | 01-12-2016             | 01-11-2017                 |
| DC Power                         | Keysight      | E3642A                    | MY54436035    | 04-01-2016             | 03-31-2017                 |
| PC-1                             | Lenovo        | R4960d                    | ---           | 04-01-2016             | 03-31-2017                 |
| power meter & power sensor       | R&S           | OSP120                    | 101374        | 04-01-2016             | 03-31-2017                 |
| RF control unit                  | JS Tonscend   | JS0806-2                  | 158060006     | 04-01-2016             | 03-31-2017                 |
| BT&WI-FI Automatic test software | JS Tonscend   | JS1120-2                  | ---           | 04-01-2016             | 03-31-2017                 |

| Conducted disturbance Test      |              |          |               |                        |                            |
|---------------------------------|--------------|----------|---------------|------------------------|----------------------------|
| Equipment                       | Manufacturer | Mode No. | Serial Number | Cal. date (mm-dd-yyyy) | Cal. Due date (mm-dd-yyyy) |
| Receiver                        | R&S          | ESCI     | 100009        | 06-16-2016             | 06-15-2017                 |
| Temperature/ Humidity Indicator | TAYLOR       | 1451     | 1905          | 04-27-2016             | 04-26-2017                 |
| LISN                            | R&S          | ENV216   | 100098        | 06-16-2016             | 06-15-2017                 |
| LISN                            | schwarzbeck  | NNLK8121 | 8121-529      | 06-16-2016             | 06-15-2017                 |
| Voltage Probe                   | R&S          | ESH2-Z3  | --            | 07-09-2014             | 07-07-2017                 |
| Current Probe                   | R&S          | EZ17     | 100106        | 06-16-2016             | 06-15-2017                 |
| ISN                             | TESEQ GmbH   | ISN T800 | 30297         | 01-29-2015             | 01-27-2017                 |

| 3M Semi/full-anechoic Chamber    |               |                              |               |                        |                            |
|----------------------------------|---------------|------------------------------|---------------|------------------------|----------------------------|
| Equipment                        | Manufacturer  | Mode No.                     | Serial Number | Cal. date (mm-dd-yyyy) | Cal. Due date (mm-dd-yyyy) |
| 3M Chamber & Accessory Equipment | TDK           | SAC-3                        | ---           | 06-05-2016             | 06-05-2019                 |
| TRILOG Broadband Antenna         | SCHWARZBECK   | VULB9163                     | 9163-484      | 05-23-2016             | 05-22-2017                 |
| Microwave Preamplifier           | Agilent       | 8449B                        | 3008A02425    | 02-04-2016             | 02-03-2017                 |
| Horn Antenna                     | ETS-LINDGREN  | 3117                         | 00057410      | 06-30-2015             | 06-28-2018                 |
| Horn Antenna                     | A.H.SYSTEMS   | SAS-574                      | 374           | 06-30-2015             | 06-28-2018                 |
| Loop Antenna                     | ETS           | 6502                         | 00071730      | 07-30-2015             | 07-28-2017                 |
| Spectrum Analyzer                | R&S           | FSP40                        | 100416        | 06-16-2016             | 06-15-2017                 |
| Receiver                         | R&S           | ESCI                         | 100435        | 06-16-2016             | 06-15-2017                 |
| Multi device Controller          | maturio       | NCD/070/1071<br>1112         | ---           | 01-12-2016             | 01-11-2017                 |
| LISN                             | schwarzbeck   | NNBM8125                     | 81251547      | 06-16-2016             | 06-15-2017                 |
| LISN                             | schwarzbeck   | NNBM8125                     | 81251548      | 06-16-2016             | 06-15-2017                 |
| Signal Generator                 | Agilent       | E4438C                       | MY45095744    | 04-01-2016             | 03-31-2017                 |
| Signal Generator                 | Keysight      | E8257D                       | MY53401106    | 04-01-2016             | 03-31-2017                 |
| Temperature/ Humidity Indicator  | TAYLOR        | 1451                         | 1905          | 04-27-2016             | 04-26-2017                 |
| Cable line                       | Fulai(7M)     | SF106                        | 5219/6A       | 01-12-2016             | 01-11-2017                 |
| Cable line                       | Fulai(6M)     | SF106                        | 5220/6A       | 01-12-2016             | 01-11-2017                 |
| Cable line                       | Fulai(3M)     | SF106                        | 5216/6A       | 01-12-2016             | 01-11-2017                 |
| Cable line                       | Fulai(3M)     | SF106                        | 5217/6A       | 01-12-2016             | 01-11-2017                 |
| High-pass filter                 | Sinoscite     | FL3CX03WG1<br>8NM12-0398-002 | ---           | 01-12-2016             | 01-11-2017                 |
| High-pass filter                 | MICRO-TRONICS | SPA-F-63029-4                | ---           | 01-12-2016             | 01-11-2017                 |
| band rejection filter            | Sinoscite     | FL5CX01CA09<br>CL12-0395-001 | ---           | 01-12-2016             | 01-11-2017                 |
| band rejection filter            | Sinoscite     | FL5CX01CA08<br>CL12-0393-001 | ---           | 01-12-2016             | 01-11-2017                 |
| band rejection filter            | Sinoscite     | FL5CX02CA04<br>CL12-0396-002 | ---           | 01-12-2016             | 01-11-2017                 |
| band rejection filter            | Sinoscite     | FL5CX02CA03<br>CL12-0394-001 | ---           | 01-12-2016             | 01-11-2017                 |



## 8 Radio Technical Requirements Specification

### Reference documents for testing:

| No. | Identity           | Document Title   |
|-----|--------------------|--|
| 1   | FCC Part15C (2015) | Subpart C-Intentional Radiators                                    |
| 2   | ANSI C63.10-2013   | American National Standard for Testing Unlicensed Wireless Devices |

### Test Results List:

| Test Requirement                  | Test method             | Test item   | Verdict | Note        |
|-----------------------------------|-------------------------|---|---------|-------------|
| Part15C Section 15.247 (b)(3)     | ANSI C63.10/ KDB 558074 | Conducted Peak Output Power                                       | PASS    | Appendix A) |
| Part15C Section 15.247 (a)(2)     | ANSI C63.10/ KDB 558074 | 6dB Occupied Bandwidth  | PASS    | Appendix B) |
| Part15C Section 15.247(d)         | ANSI C63.10/ KDB 558074 | Band-edge for RF Conducted Emissions                              | PASS    | Appendix C) |
| Part15C Section 15.247(d)         | ANSI C63.10/ KDB 558074 | RF Conducted Spurious Emissions                                   | PASS    | Appendix D) |
| Part15C Section 15.247 (e)        | ANSI C63.10/ KDB 558074 | Power Spectral Density  | PASS    | Appendix E) |
| Part15C Section 15.203/15.247 (c) | ANSI C63.10             | Antenna Requirement   | PASS    | Appendix F) |
| Part15C Section 15.207            | ANSI C63.10             | AC Power Line Conducted Emission                                  | PASS    | Appendix G) |
| Part15C Section 15.205/15.209     | ANSI C63.10             | Restricted bands around fundamental frequency (Radiated Emission) | PASS    | Appendix H) |
| Part15C Section 15.205/15.209     | ANSI C63.10             | Radiated Spurious Emissions                                       | PASS    | Appendix I) |



## Appendix A): Conducted Peak Output Power

### Test Procedure

1. The RF output of EUT was connected to the power meter by RF cable and attenuator. The path loss was compensated to the results for each measurement.
2. Set to the maximum power setting and enable the EUT transmit continuously.
3. Measure the conducted output power and record the results in the test report.

**Result Table**

| Mode      | Channel | Conducted Peak Output Power [dBm] | Verdict |
|-----------|---------|-----------------------------------|---------|
| 11B       | LCH     | 12.84                             | PASS    |
| 11B       | MCH     | 13.53                             | PASS    |
| 11B       | HCH     | 13.86                             | PASS    |
| 11G       | LCH     | 11.02                             | PASS    |
| 11G       | MCH     | 13.05                             | PASS    |
| 11G       | HCH     | 13.8                              | PASS    |
| 11N20SISO | LCH     | 11.27                             | PASS    |
| 11N20SISO | MCH     | 12.99                             | PASS    |
| 11N20SISO | HCH     | 13.69                             | PASS    |
| 11N40SISO | LCH     | 12.86                             | PASS    |
| 11N40SISO | MCH     | 13.4                              | PASS    |
| 11N40SISO | HCH     | 12.98                             | PASS    |

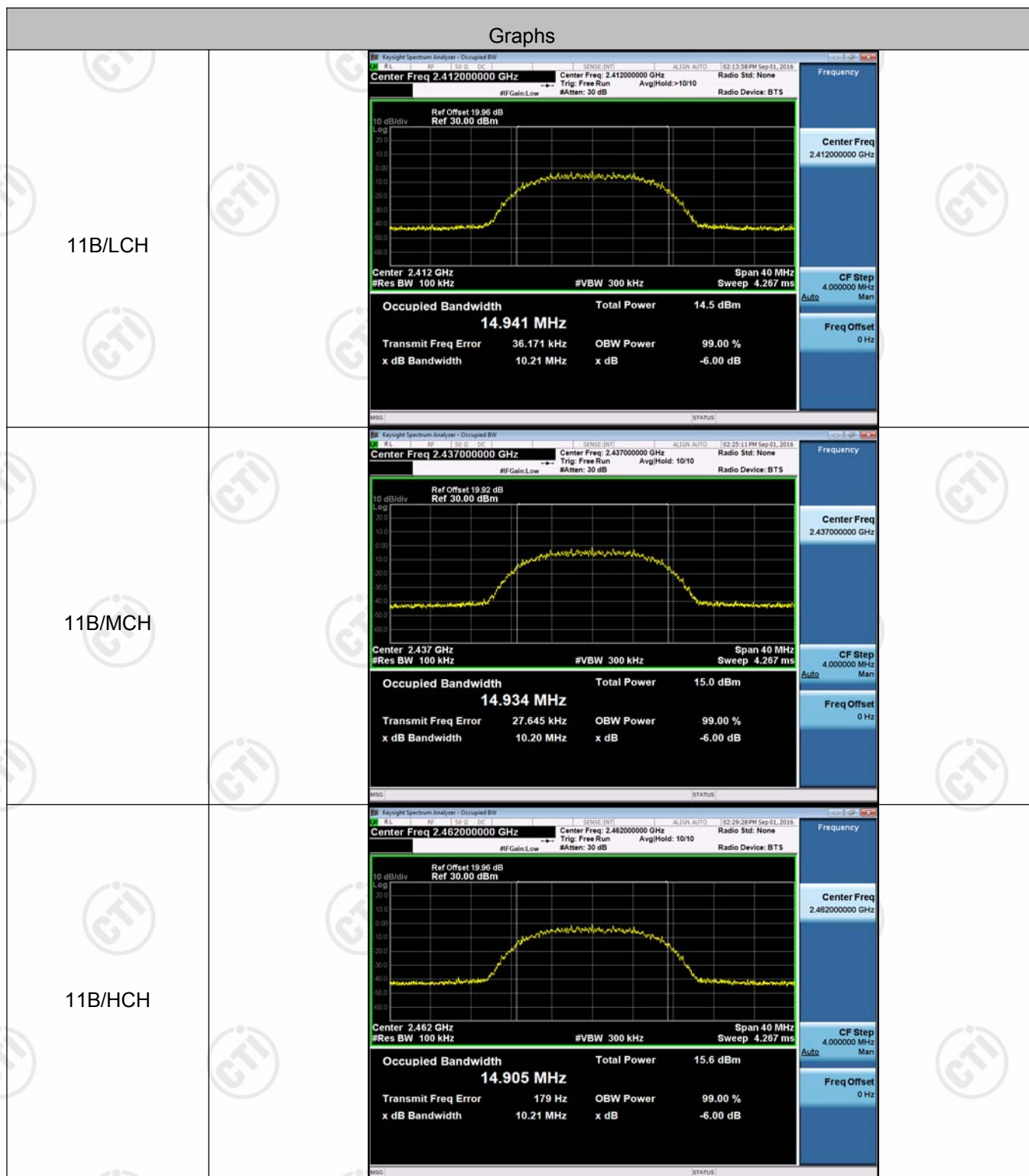
## Appendix B): 6dB Occupied Bandwidth

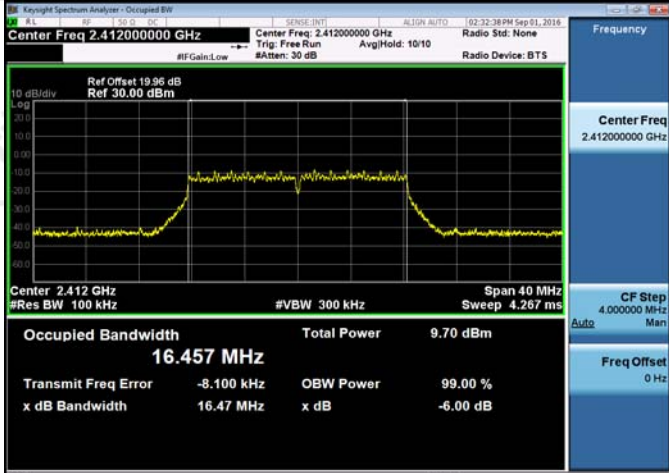
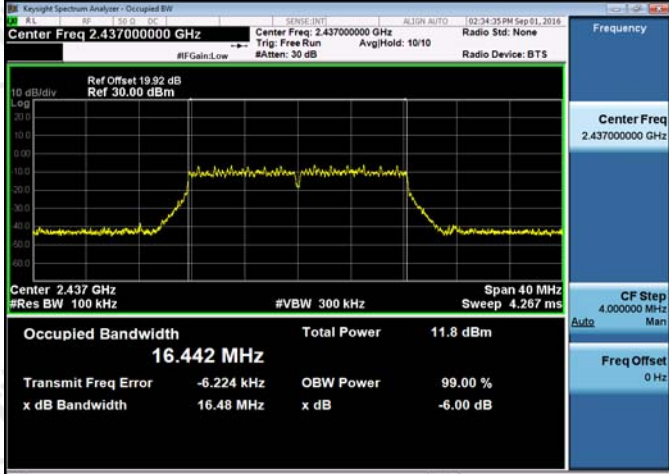
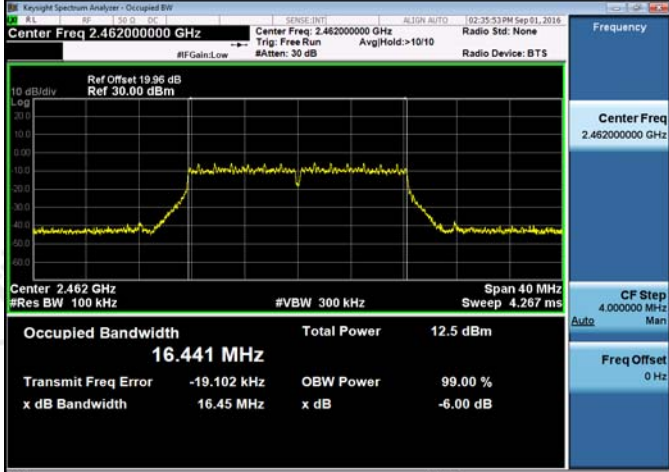
Result Table

| Mode      | Channel | 6dB Bandwidth [MHz] | 99% OBW [MHz] | Verdict | Remark        |
|-----------|---------|---------------------|---------------|---------|---------------|
| 11B       | LCH     | 10.21               | 14.941        | PASS    | Peak detector |
| 11B       | MCH     | 10.20               | 14.934        | PASS    |               |
| 11B       | HCH     | 10.21               | 14.905        | PASS    |               |
| 11G       | LCH     | 16.47               | 16.457        | PASS    |               |
| 11G       | MCH     | 16.48               | 16.442        | PASS    |               |
| 11G       | HCH     | 16.45               | 16.441        | PASS    |               |
| 11N20SISO | LCH     | 17.57               | 17.558        | PASS    |               |
| 11N20SISO | MCH     | 17.62               | 17.566        | PASS    |               |
| 11N20SISO | HCH     | 17.62               | 17.562        | PASS    |               |
| 11N40SISO | LCH     | 35.70               | 36.041        | PASS    |               |
| 11N40SISO | MCH     | 36.02               | 36.074        | PASS    |               |
| 11N40SISO | HCH     | 36.01               | 36.036        | PASS    |               |

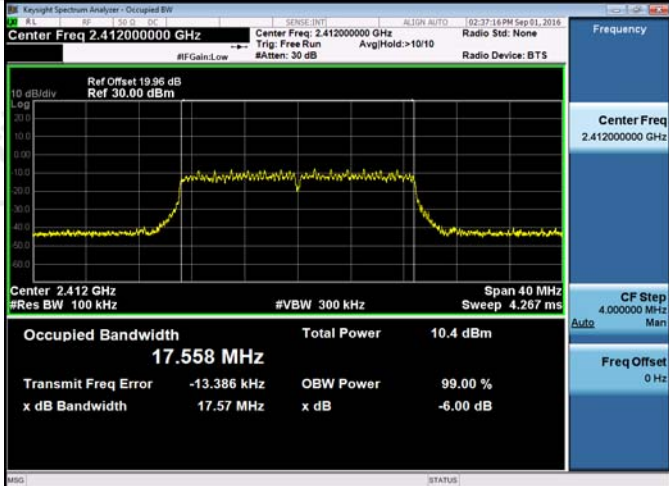
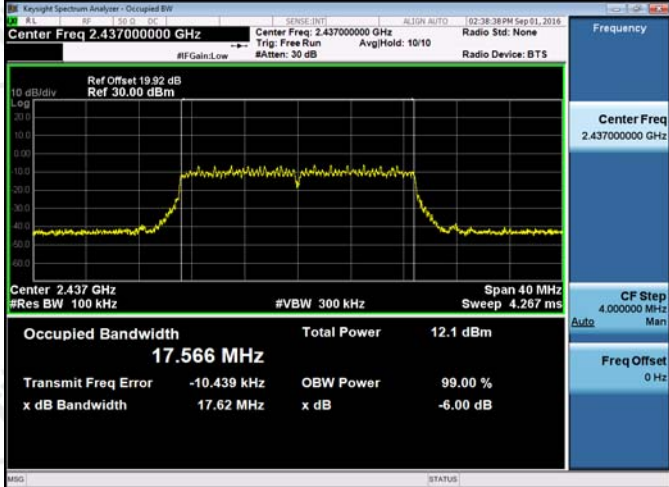
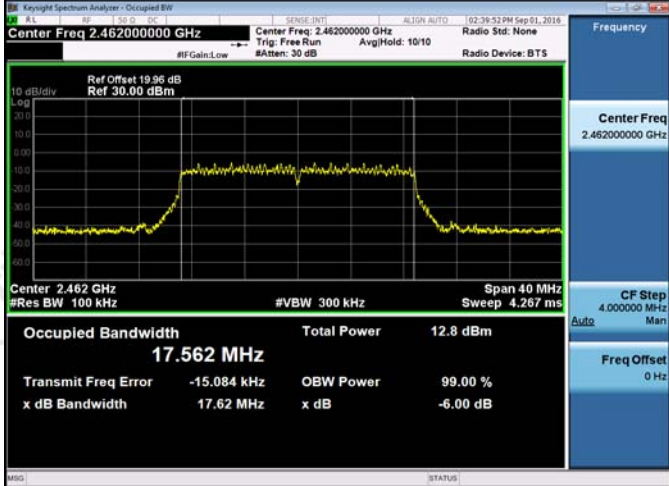
## Test Graph

Graphs

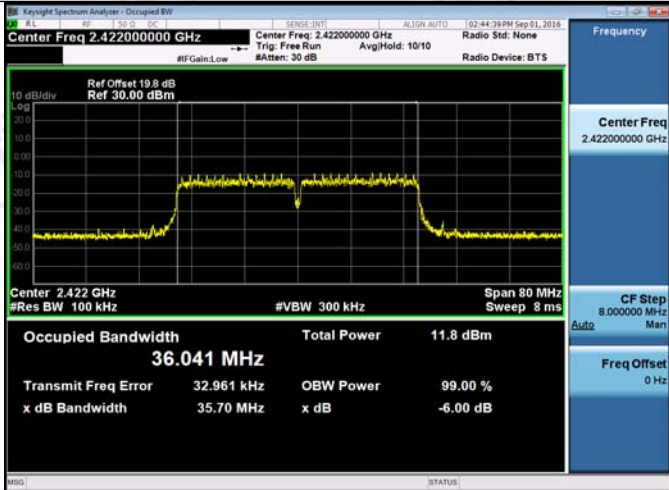
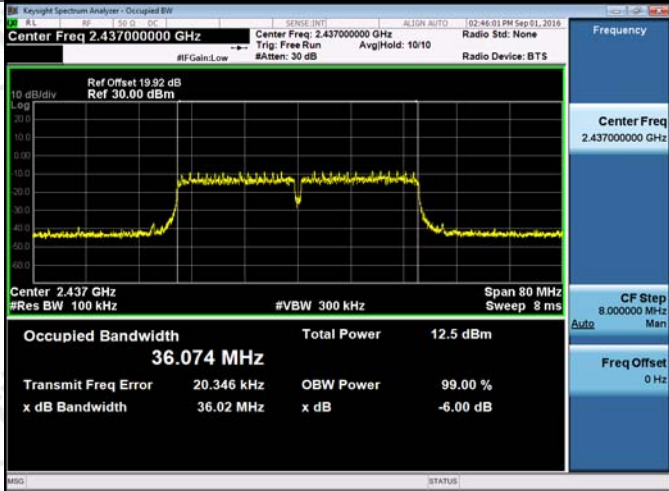
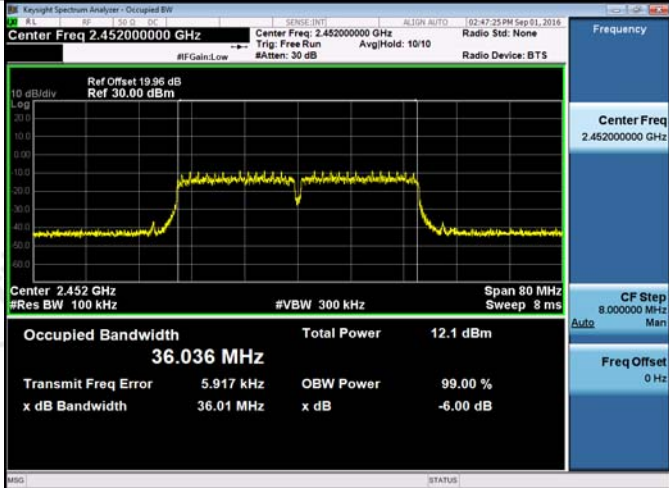


|         |  |
|---------|--|
| 11G/LCH |  <p>Keyight Spectrum Analyzer - Occupied BW</p> <p>Center Freq 2.412000000 GHz</p> <p>Ref Offset 19.96 dB<br/>Ref 30.00 dBm</p> <p>Center 2.412 GHz<br/>#Res BW 100 kHz</p> <p>Occupied Bandwidth <b>16.457 MHz</b></p> <p>Total Power 9.70 dBm</p> <p>Transmit Freq Error -8.100 kHz</p> <p>OBW Power 99.00 %</p> <p>x dB Bandwidth 16.47 MHz</p> <p>x dB -6.00 dB</p>    |
| 11G/MCH |  <p>Keyight Spectrum Analyzer - Occupied BW</p> <p>Center Freq 2.437000000 GHz</p> <p>Ref Offset 19.92 dB<br/>Ref 30.00 dBm</p> <p>Center 2.437 GHz<br/>#Res BW 100 kHz</p> <p>Occupied Bandwidth <b>16.442 MHz</b></p> <p>Total Power 11.8 dBm</p> <p>Transmit Freq Error -6.224 kHz</p> <p>OBW Power 99.00 %</p> <p>x dB Bandwidth 16.48 MHz</p> <p>x dB -6.00 dB</p>   |
| 11G/HCH |  <p>Keyight Spectrum Analyzer - Occupied BW</p> <p>Center Freq 2.462000000 GHz</p> <p>Ref Offset 19.96 dB<br/>Ref 30.00 dBm</p> <p>Center 2.462 GHz<br/>#Res BW 100 kHz</p> <p>Occupied Bandwidth <b>16.441 MHz</b></p> <p>Total Power 12.5 dBm</p> <p>Transmit Freq Error -19.102 kHz</p> <p>OBW Power 99.00 %</p> <p>x dB Bandwidth 16.45 MHz</p> <p>x dB -6.00 dB</p> |



|               |   |
|---------------|---|
| 11N20SISO/LCH |  <p>Key parameters for 11N20SISO/LCH:</p> <ul style="list-style-type: none"> <li>Center Freq: 2.412000000 GHz</li> <li>Occupied Bandwidth: 17.558 MHz</li> <li>Total Power: 10.4 dBm</li> <li>Transmit Freq Error: -13.386 kHz</li> <li>OBW Power: 99.00 %</li> </ul>   |
| 11N20SISO/MCH |  <p>Key parameters for 11N20SISO/MCH:</p> <ul style="list-style-type: none"> <li>Center Freq: 2.437000000 GHz</li> <li>Occupied Bandwidth: 17.566 MHz</li> <li>Total Power: 12.1 dBm</li> <li>Transmit Freq Error: -10.439 kHz</li> <li>OBW Power: 99.00 %</li> </ul>  |
| 11N20SISO/HCH |  <p>Key parameters for 11N20SISO/HCH:</p> <ul style="list-style-type: none"> <li>Center Freq: 2.462000000 GHz</li> <li>Occupied Bandwidth: 17.562 MHz</li> <li>Total Power: 12.8 dBm</li> <li>Transmit Freq Error: -15.084 kHz</li> <li>OBW Power: 99.00 %</li> </ul> |



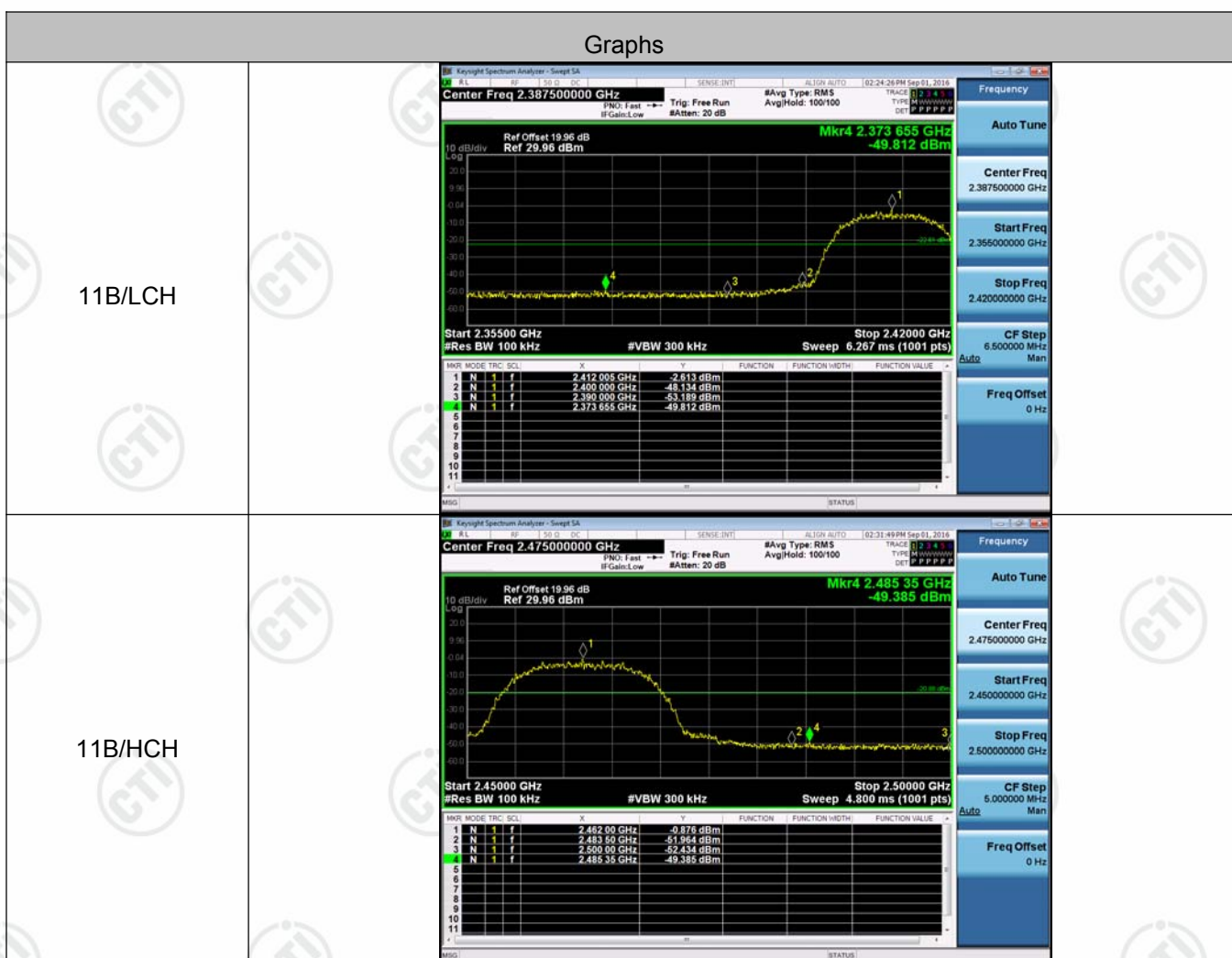
|               |  |
|---------------|--|
| 11N40SISO/LCH |  <p>Keynote Spectrum Analyzer - Occupied BW</p> <p>Center Freq 2.422000000 GHz</p> <p>Ref Offset 19.9 dB<br/>Ref 30.00 dBm</p> <p>Center 2.422 GHz<br/>#Res BW 100 kHz</p> <p>Occupied Bandwidth <b>36.041 MHz</b></p> <p>Total Power 11.8 dBm</p> <p>Transmit Freq Error 32.961 kHz</p> <p>OBW Power 99.00 %</p> <p>x dB Bandwidth 35.70 MHz</p> <p>x dB -6.00 dB</p>   |
| 11N40SISO/MCH |  <p>Keynote Spectrum Analyzer - Occupied BW</p> <p>Center Freq 2.437000000 GHz</p> <p>Ref Offset 19.92 dB<br/>Ref 30.00 dBm</p> <p>Center 2.437 GHz<br/>#Res BW 100 kHz</p> <p>Occupied Bandwidth <b>36.074 MHz</b></p> <p>Total Power 12.5 dBm</p> <p>Transmit Freq Error 20.346 kHz</p> <p>OBW Power 99.00 %</p> <p>x dB Bandwidth 36.02 MHz</p> <p>x dB -6.00 dB</p> |
| 11N40SISO/HCH |  <p>Keynote Spectrum Analyzer - Occupied BW</p> <p>Center Freq 2.452000000 GHz</p> <p>Ref Offset 19.96 dB<br/>Ref 30.00 dBm</p> <p>Center 2.452 GHz<br/>#Res BW 100 kHz</p> <p>Occupied Bandwidth <b>36.036 MHz</b></p> <p>Total Power 12.1 dBm</p> <p>Transmit Freq Error 5.917 kHz</p> <p>OBW Power 99.00 %</p> <p>x dB Bandwidth 36.01 MHz</p> <p>x dB -6.00 dB</p> |

## Appendix C): Band-edge for RF Conducted Emissions

Result Table

| Mode      | Channel | Carrier Power[dBm] | Max.Spurious Level [dBm] | Limit [dBm] | Verdict |
|-----------|---------|--------------------|--------------------------|-------------|---------|
| 11B       | LCH     | -2.613             | -49.812                  | -22.61      | PASS    |
| 11B       | HCH     | -0.876             | -49.385                  | -20.88      | PASS    |
| 11G       | LCH     | -8.032             | -49.880                  | -28.03      | PASS    |
| 11G       | HCH     | -5.448             | -49.307                  | -25.45      | PASS    |
| 11N20SISO | LCH     | -7.699             | -49.897                  | -27.7       | PASS    |
| 11N20SISO | HCH     | -5.347             | -49.412                  | -25.35      | PASS    |
| 11N40SISO | LCH     | -9.241             | -49.478                  | -29.24      | PASS    |
| 11N40SISO | HCH     | -8.653             | -47.312                  | -28.65      | PASS    |

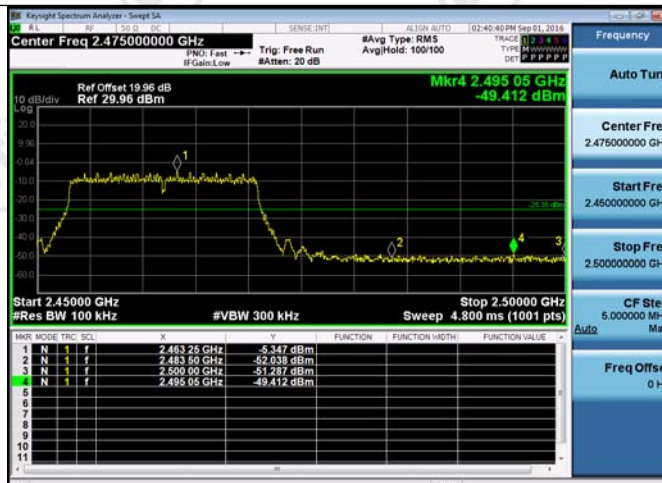
Test Graph



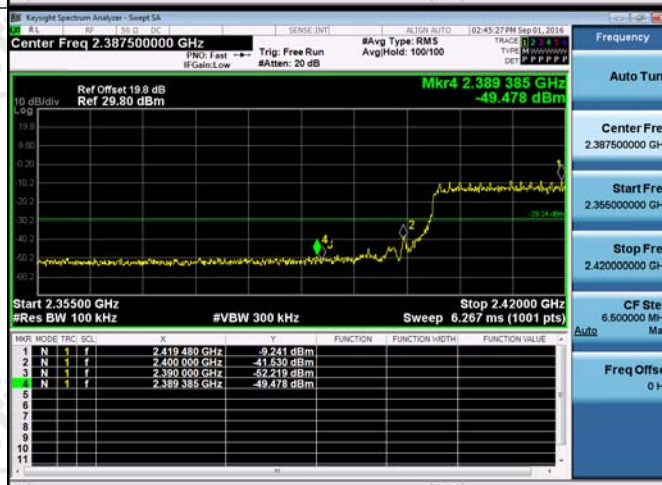
| 11G/LCH       | <div><div><div>Keyight Spectrum Analyzer - Sweep SA</div><div>Center Freq 2.387500000 GHz</div><div>Ref Offset 19.96 dB<br/>Ref 29.96 dBm</div><div>Mkr4 2.362 215 GHz<br/>-49.880 dBm</div><div>Start 2.35500 GHz<br/>#Res BW 100 kHz</div><div>#VBW 300 kHz</div><div>Stop 2.42000 GHz<br/>Sweep 6.267 ms (1001 pts)</div><div><table><tr><th>MARK</th><th>MODE</th><th>TRIG</th><th>SCL</th><th>X</th><th>Y</th><th>FUNCTION</th><th>FUNCTION WIDTH</th><th>FUNCTION VALUE</th></tr><tr><td>1</td><td>N</td><td>1</td><td>f</td><td>2.413 240 GHz</td><td>-8.032 dBm</td><td></td><td></td><td></td></tr><tr><td>2</td><td>N</td><td>1</td><td>f</td><td>2.400 000 GHz</td><td>-46.462 dBm</td><td></td><td></td><td></td></tr><tr><td>3</td><td>N</td><td>1</td><td>f</td><td>2.390 000 GHz</td><td>-51.480 dBm</td><td></td><td></td><td></td></tr><tr><td>4</td><td>N</td><td>1</td><td>f</td><td>2.362 215 GHz</td><td>-49.880 dBm</td><td></td><td></td><td></td></tr></table></div><div><div>Frequency</div><div>Auto Tune</div><div>Center Freq<br/>2.387500000 GHz</div><div>Start Freq<br/>2.355000000 GHz</div><div>Stop Freq<br/>2.420000000 GHz</div><div>CF Step<br/>6.500000 MHz<br/>Man</div><div>Freq Offset<br/>0 Hz</div></div></div></div> | MARK | MODE | TRIG          | SCL         | X        | Y              | FUNCTION       | FUNCTION WIDTH | FUNCTION VALUE | 1 | N | 1 | f | 2.413 240 GHz | -8.032 dBm |  |  |  | 2 | N | 1 | f | 2.400 000 GHz | -46.462 dBm |  |  |  | 3 | N | 1 | f | 2.390 000 GHz | -51.480 dBm |  |  |  | 4 | N | 1 | f | 2.362 215 GHz | -49.880 dBm |  |  |  |
|---------------|--|------|------|---------------|-------------|----------|----------------|----------------|----------------|----------------|---|---|---|---|---------------|------------|--|--|--|---|---|---|---|---------------|-------------|--|--|--|---|---|---|---|---------------|-------------|--|--|--|---|---|---|---|---------------|-------------|--|--|--|
| MARK          | MODE   | TRIG | SCL  | X             | Y           | FUNCTION | FUNCTION WIDTH | FUNCTION VALUE |                |                |   |   |   |   |               |            |  |  |  |   |   |   |   |               |             |  |  |  |   |   |   |   |               |             |  |  |  |   |   |   |   |               |             |  |  |  |
| 1             | N  | 1    | f    | 2.413 240 GHz | -8.032 dBm  |          |                |                |                |                |   |   |   |   |               |            |  |  |  |   |   |   |   |               |             |  |  |  |   |   |   |   |               |             |  |  |  |   |   |   |   |               |             |  |  |  |
| 2             | N  | 1    | f    | 2.400 000 GHz | -46.462 dBm |          |                |                |                |                |   |   |   |   |               |            |  |  |  |   |   |   |   |               |             |  |  |  |   |   |   |   |               |             |  |  |  |   |   |   |   |               |             |  |  |  |
| 3             | N  | 1    | f    | 2.390 000 GHz | -51.480 dBm |          |                |                |                |                |   |   |   |   |               |            |  |  |  |   |   |   |   |               |             |  |  |  |   |   |   |   |               |             |  |  |  |   |   |   |   |               |             |  |  |  |
| 4             | N  | 1    | f    | 2.362 215 GHz | -49.880 dBm |          |                |                |                |                |   |   |   |   |               |            |  |  |  |   |   |   |   |               |             |  |  |  |   |   |   |   |               |             |  |  |  |   |   |   |   |               |             |  |  |  |
| 11G/HCH       | <div><div><div>Keyight Spectrum Analyzer - Sweep SA</div><div>Center Freq 2.475000000 GHz</div><div>Ref Offset 19.96 dB<br/>Ref 29.96 dBm</div><div>Mkr4 2.491 95 GHz<br/>-49.307 dBm</div><div>Start 2.45000 GHz<br/>#Res BW 100 kHz</div><div>#VBW 300 kHz</div><div>Stop 2.50000 GHz<br/>Sweep 4.800 ms (1001 pts)</div><div><table><tr><th>MARK</th><th>MODE</th><th>TRIG</th><th>SCL</th><th>X</th><th>Y</th><th>FUNCTION</th><th>FUNCTION WIDTH</th><th>FUNCTION VALUE</th></tr><tr><td>1</td><td>N</td><td>1</td><td>f</td><td>2.463 25 GHz</td><td>-5.448 dBm</td><td></td><td></td><td></td></tr><tr><td>2</td><td>N</td><td>1</td><td>f</td><td>2.483 50 GHz</td><td>-52.421 dBm</td><td></td><td></td><td></td></tr><tr><td>3</td><td>N</td><td>1</td><td>f</td><td>2.500 00 GHz</td><td>-53.262 dBm</td><td></td><td></td><td></td></tr><tr><td>4</td><td>N</td><td>1</td><td>f</td><td>2.491 95 GHz</td><td>-49.307 dBm</td><td></td><td></td><td></td></tr></table></div><div><div>Frequency</div><div>Auto Tune</div><div>Center Freq<br/>2.475000000 GHz</div><div>Start Freq<br/>2.450000000 GHz</div><div>Stop Freq<br/>2.500000000 GHz</div><div>CF Step<br/>5.000000 MHz<br/>Man</div><div>Freq Offset<br/>0 Hz</div></div></div></div>      | MARK | MODE | TRIG          | SCL         | X        | Y              | FUNCTION       | FUNCTION WIDTH | FUNCTION VALUE | 1 | N | 1 | f | 2.463 25 GHz  | -5.448 dBm |  |  |  | 2 | N | 1 | f | 2.483 50 GHz  | -52.421 dBm |  |  |  | 3 | N | 1 | f | 2.500 00 GHz  | -53.262 dBm |  |  |  | 4 | N | 1 | f | 2.491 95 GHz  | -49.307 dBm |  |  |  |
| MARK          | MODE   | TRIG | SCL  | X             | Y           | FUNCTION | FUNCTION WIDTH | FUNCTION VALUE |                |                |   |   |   |   |               |            |  |  |  |   |   |   |   |               |             |  |  |  |   |   |   |   |               |             |  |  |  |   |   |   |   |               |             |  |  |  |
| 1             | N  | 1    | f    | 2.463 25 GHz  | -5.448 dBm  |          |                |                |                |                |   |   |   |   |               |            |  |  |  |   |   |   |   |               |             |  |  |  |   |   |   |   |               |             |  |  |  |   |   |   |   |               |             |  |  |  |
| 2             | N  | 1    | f    | 2.483 50 GHz  | -52.421 dBm |          |                |                |                |                |   |   |   |   |               |            |  |  |  |   |   |   |   |               |             |  |  |  |   |   |   |   |               |             |  |  |  |   |   |   |   |               |             |  |  |  |
| 3             | N  | 1    | f    | 2.500 00 GHz  | -53.262 dBm |          |                |                |                |                |   |   |   |   |               |            |  |  |  |   |   |   |   |               |             |  |  |  |   |   |   |   |               |             |  |  |  |   |   |   |   |               |             |  |  |  |
| 4             | N  | 1    | f    | 2.491 95 GHz  | -49.307 dBm |          |                |                |                |                |   |   |   |   |               |            |  |  |  |   |   |   |   |               |             |  |  |  |   |   |   |   |               |             |  |  |  |   |   |   |   |               |             |  |  |  |
| 11N20SISO/LCH | <div><div><div>Keyight Spectrum Analyzer - Sweep SA</div><div>Center Freq 2.387500000 GHz</div><div>Ref Offset 19.96 dB<br/>Ref 29.96 dBm</div><div>Mkr4 2.361 110 GHz<br/>-49.897 dBm</div><div>Start 2.35500 GHz<br/>#Res BW 100 kHz</div><div>#VBW 300 kHz</div><div>Stop 2.42000 GHz<br/>Sweep 6.267 ms (1001 pts)</div><div><table><tr><th>MARK</th><th>MODE</th><th>TRIG</th><th>SCL</th><th>X</th><th>Y</th><th>FUNCTION</th><th>FUNCTION WIDTH</th><th>FUNCTION VALUE</th></tr><tr><td>1</td><td>N</td><td>1</td><td>f</td><td>2.413 240 GHz</td><td>-7.699 dBm</td><td></td><td></td><td></td></tr><tr><td>2</td><td>N</td><td>1</td><td>f</td><td>2.400 000 GHz</td><td>-46.387 dBm</td><td></td><td></td><td></td></tr><tr><td>3</td><td>N</td><td>1</td><td>f</td><td>2.390 000 GHz</td><td>-52.429 dBm</td><td></td><td></td><td></td></tr><tr><td>4</td><td>N</td><td>1</td><td>f</td><td>2.361 110 GHz</td><td>-49.897 dBm</td><td></td><td></td><td></td></tr></table></div><div><div>Frequency</div><div>Auto Tune</div><div>Center Freq<br/>2.387500000 GHz</div><div>Start Freq<br/>2.355000000 GHz</div><div>Stop Freq<br/>2.420000000 GHz</div><div>CF Step<br/>6.500000 MHz<br/>Man</div><div>Freq Offset<br/>0 Hz</div></div></div></div> | MARK | MODE | TRIG          | SCL         | X        | Y              | FUNCTION       | FUNCTION WIDTH | FUNCTION VALUE | 1 | N | 1 | f | 2.413 240 GHz | -7.699 dBm |  |  |  | 2 | N | 1 | f | 2.400 000 GHz | -46.387 dBm |  |  |  | 3 | N | 1 | f | 2.390 000 GHz | -52.429 dBm |  |  |  | 4 | N | 1 | f | 2.361 110 GHz | -49.897 dBm |  |  |  |
| MARK          | MODE   | TRIG | SCL  | X             | Y           | FUNCTION | FUNCTION WIDTH | FUNCTION VALUE |                |                |   |   |   |   |               |            |  |  |  |   |   |   |   |               |             |  |  |  |   |   |   |   |               |             |  |  |  |   |   |   |   |               |             |  |  |  |
| 1             | N  | 1    | f    | 2.413 240 GHz | -7.699 dBm  |          |                |                |                |                |   |   |   |   |               |            |  |  |  |   |   |   |   |               |             |  |  |  |   |   |   |   |               |             |  |  |  |   |   |   |   |               |             |  |  |  |
| 2             | N  | 1    | f    | 2.400 000 GHz | -46.387 dBm |          |                |                |                |                |   |   |   |   |               |            |  |  |  |   |   |   |   |               |             |  |  |  |   |   |   |   |               |             |  |  |  |   |   |   |   |               |             |  |  |  |
| 3             | N  | 1    | f    | 2.390 000 GHz | -52.429 dBm |          |                |                |                |                |   |   |   |   |               |            |  |  |  |   |   |   |   |               |             |  |  |  |   |   |   |   |               |             |  |  |  |   |   |   |   |               |             |  |  |  |
| 4             | N  | 1    | f    | 2.361 110 GHz | -49.897 dBm |          |                |                |                |                |   |   |   |   |               |            |  |  |  |   |   |   |   |               |             |  |  |  |   |   |   |   |               |             |  |  |  |   |   |   |   |               |             |  |  |  |



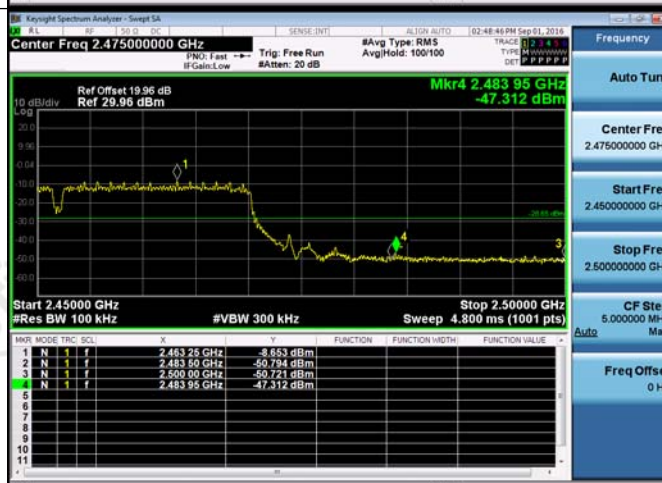
11N20SISO/HCH



11N40SISO/LCH



11N40SISO/HCH



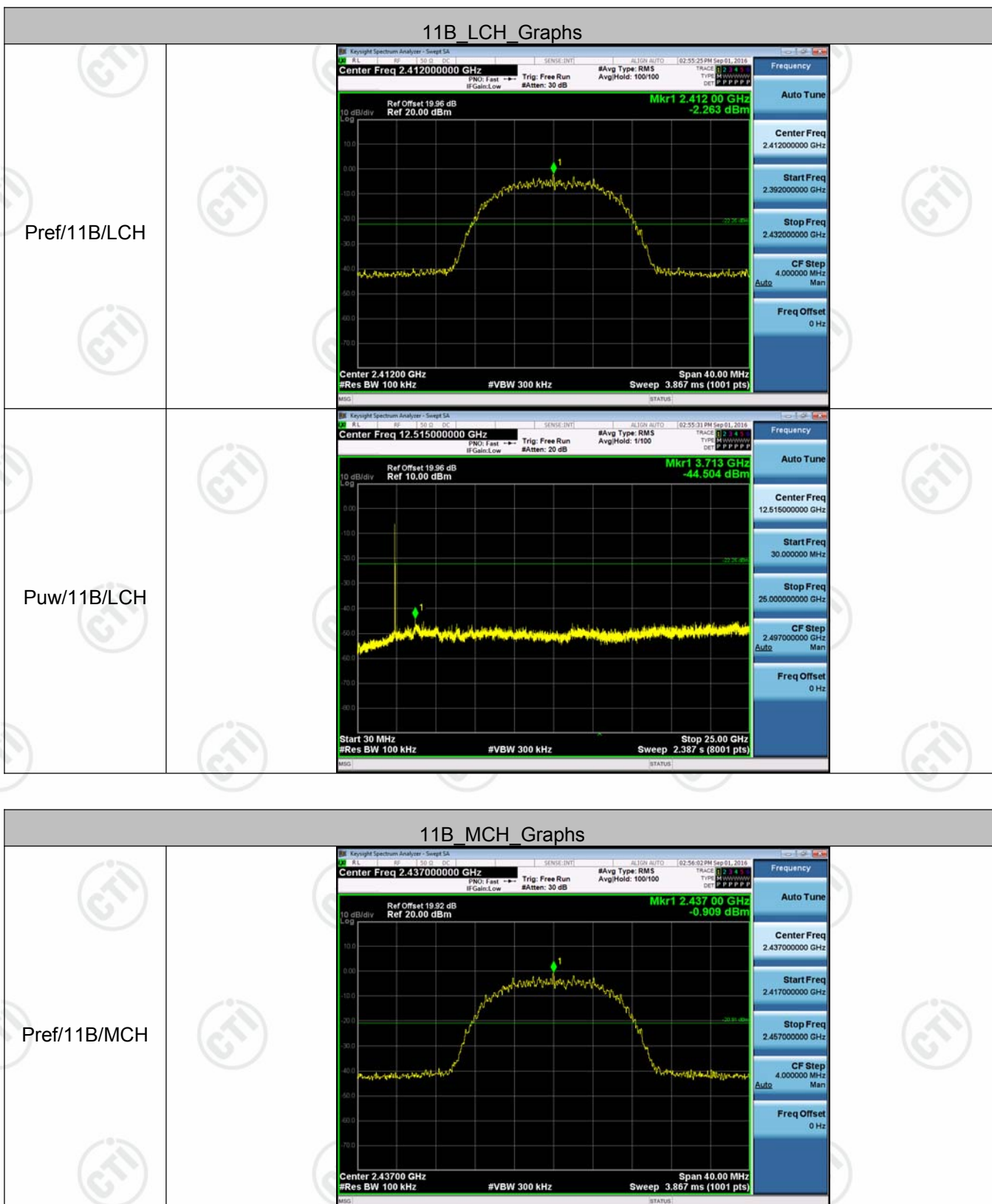
## Appendix D): RF Conducted Spurious Emissions

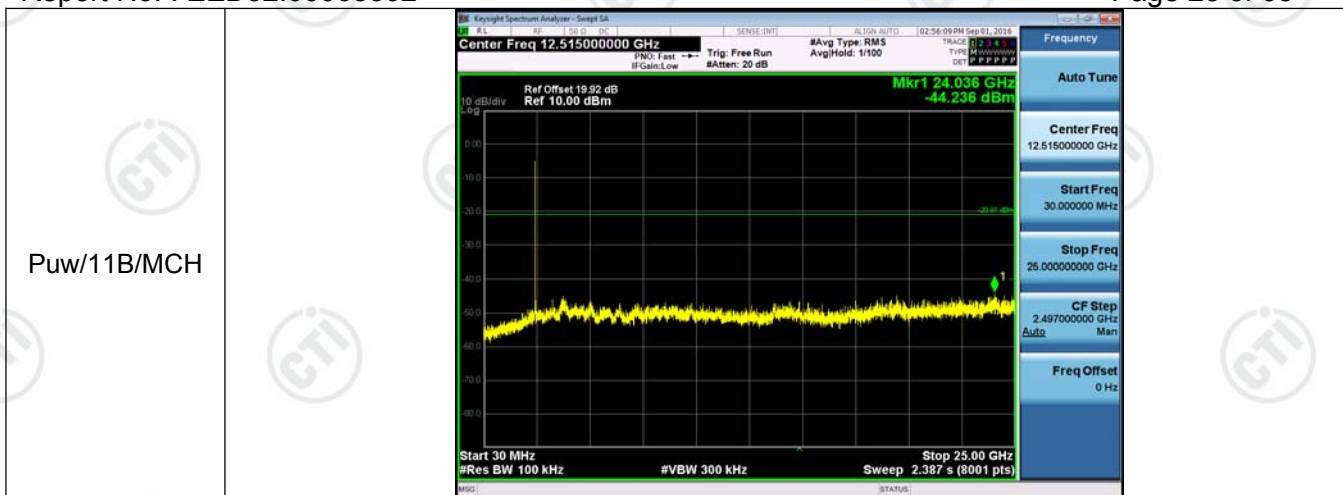
**Result Table**

| Mode      | Channel | Pref [dBm] | Puw[dBm] | Verdict |
|-----------|---------|------------|----------|---------|
| 11B       | LCH     | -2.263     | <Limit   | PASS    |
| 11B       | MCH     | -0.909     | <Limit   | PASS    |
| 11B       | HCH     | -0.542     | <Limit   | PASS    |
| 11G       | LCH     | -7.994     | <Limit   | PASS    |
| 11G       | MCH     | -6.22      | <Limit   | PASS    |
| 11G       | HCH     | -5.543     | <Limit   | PASS    |
| 11N20SISO | LCH     | -7.657     | <Limit   | PASS    |
| 11N20SISO | MCH     | -6.037     | <Limit   | PASS    |
| 11N20SISO | HCH     | -5.358     | <Limit   | PASS    |
| 11N40SISO | LCH     | -8.791     | <Limit   | PASS    |
| 11N40SISO | MCH     | -8.208     | <Limit   | PASS    |
| 11N40SISO | HCH     | -8.679     | <Limit   | PASS    |

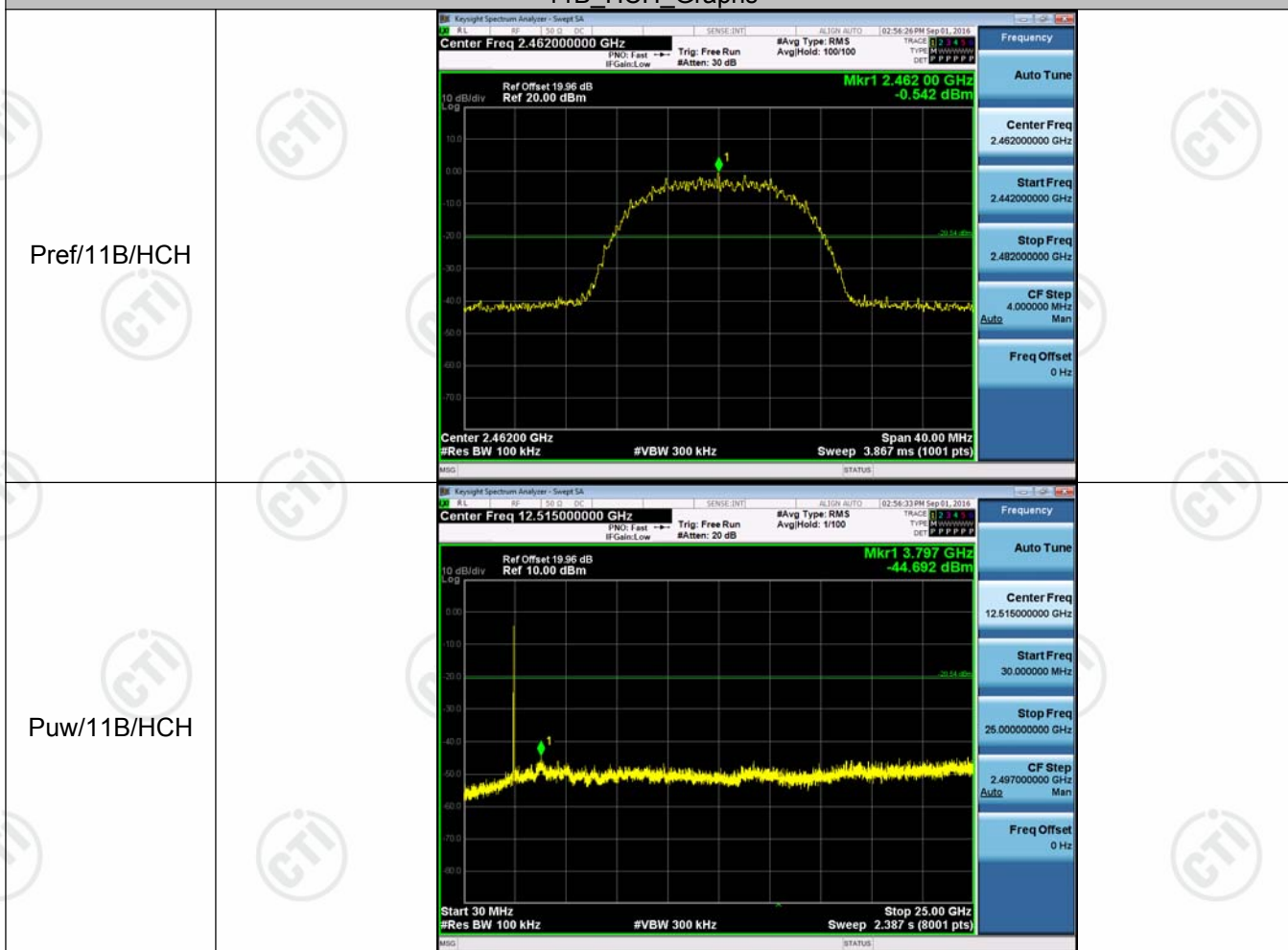


**Test Graph**



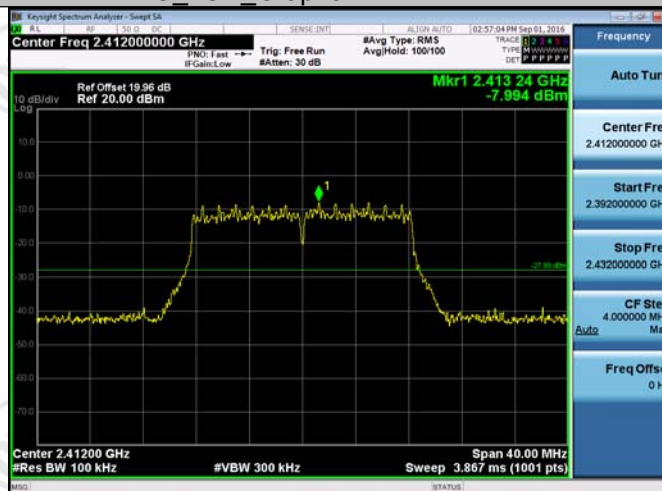


11B\_HCH\_Graphs

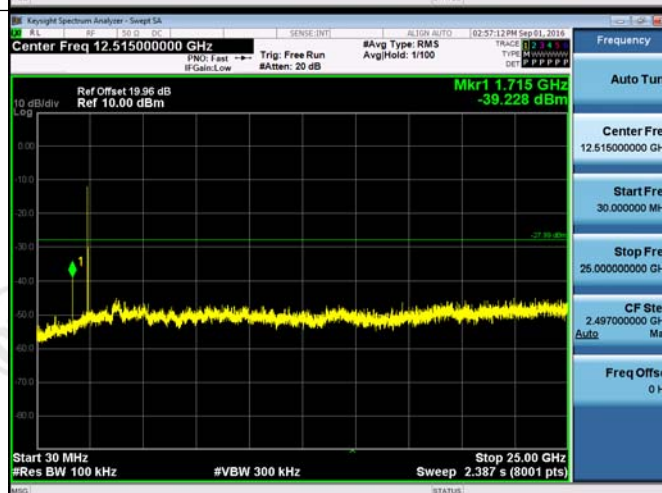


### 11G\_LCH\_Graphs

Pref/11G/LCH

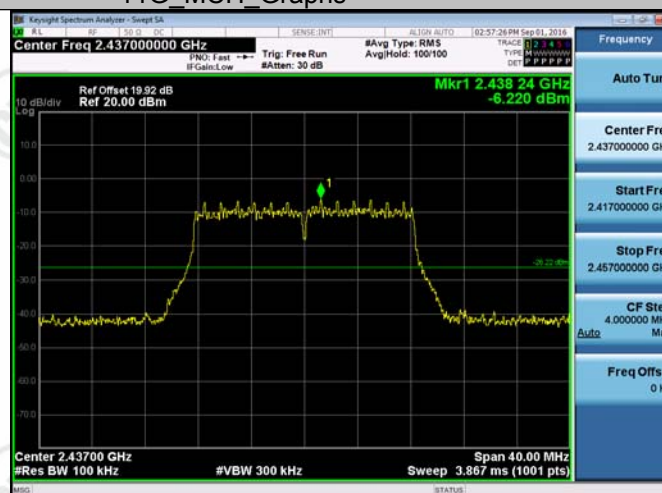


Puw/11G/LCH

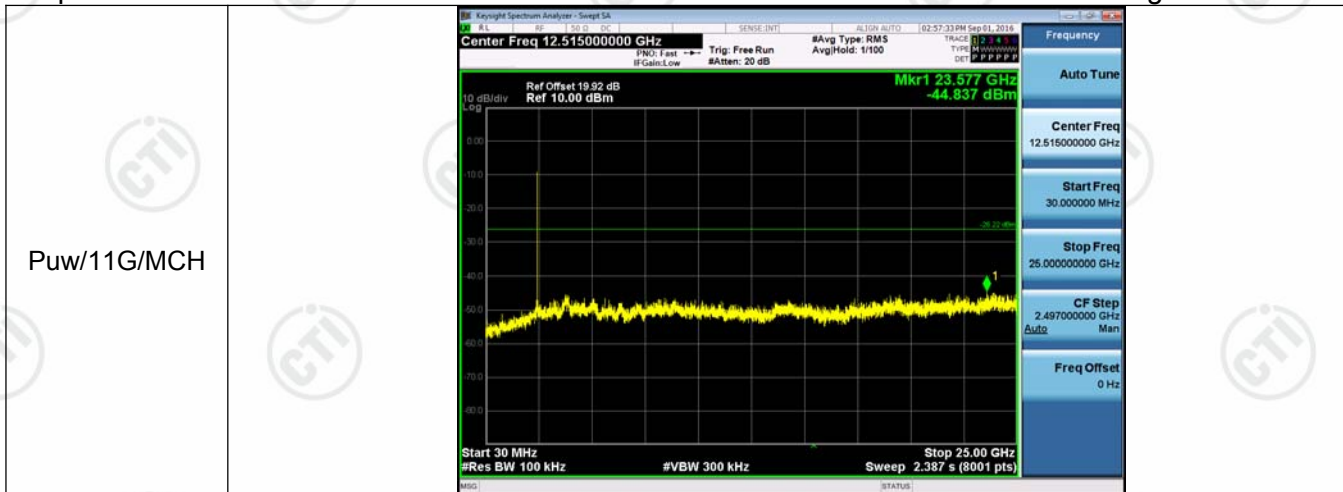


### 11G\_MCH\_Graphs

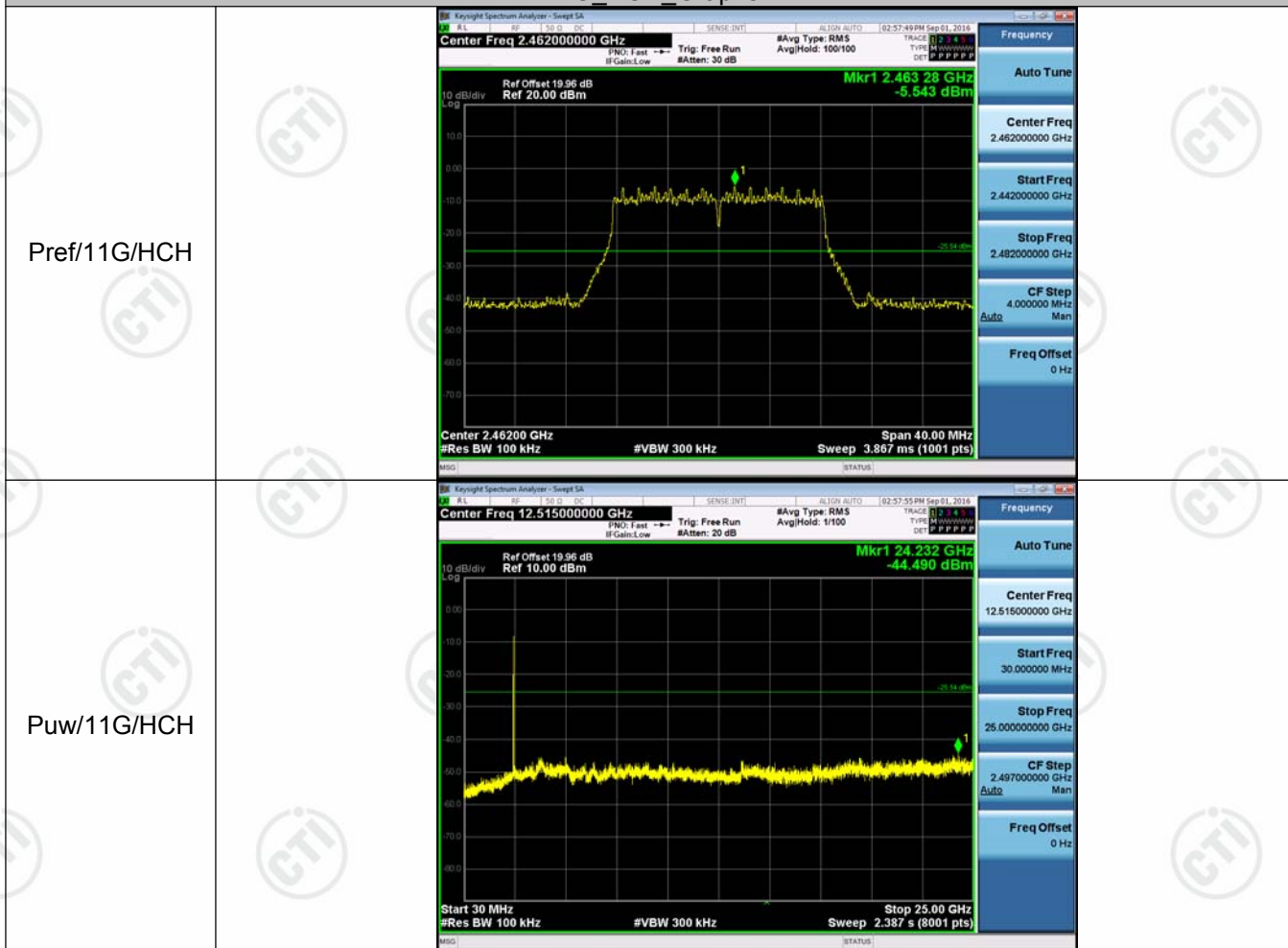
Pref/11G/MCH





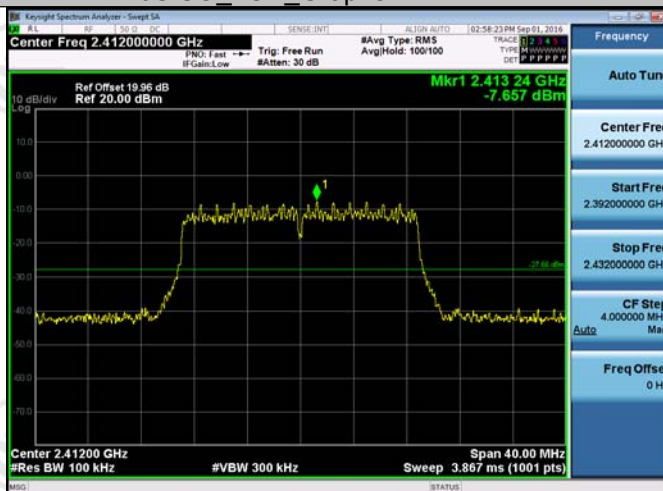


### 11G\_HCH\_Graphs

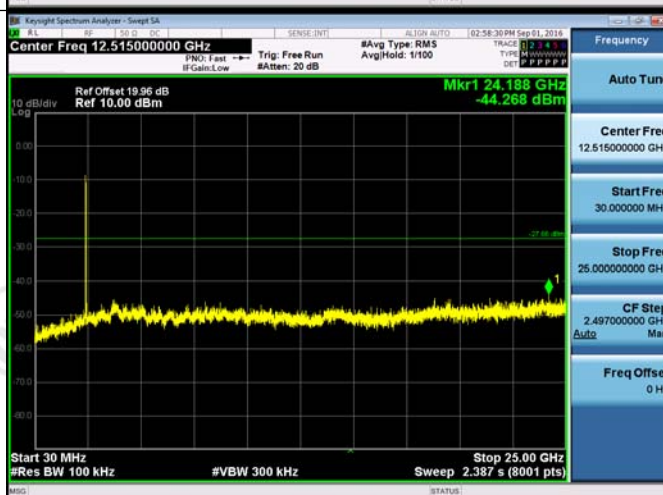


### 11N20SISO\_LCH\_Graphs

Pref/11N20SIS  
O/LCH

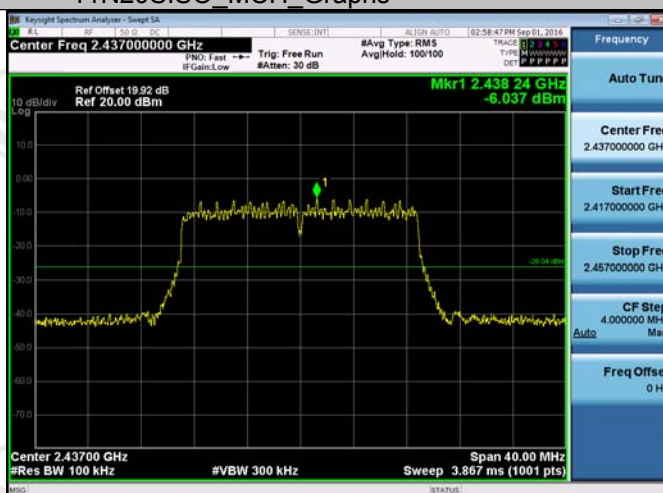


/11N20SISO/L  
CH

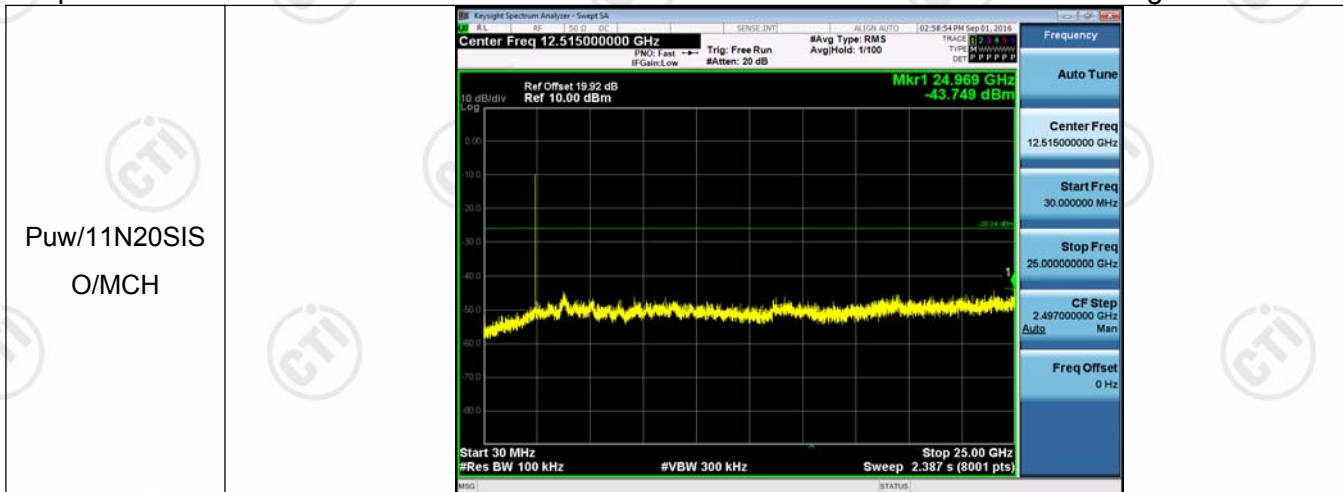


### 11N20SISO\_MCH\_Graphs

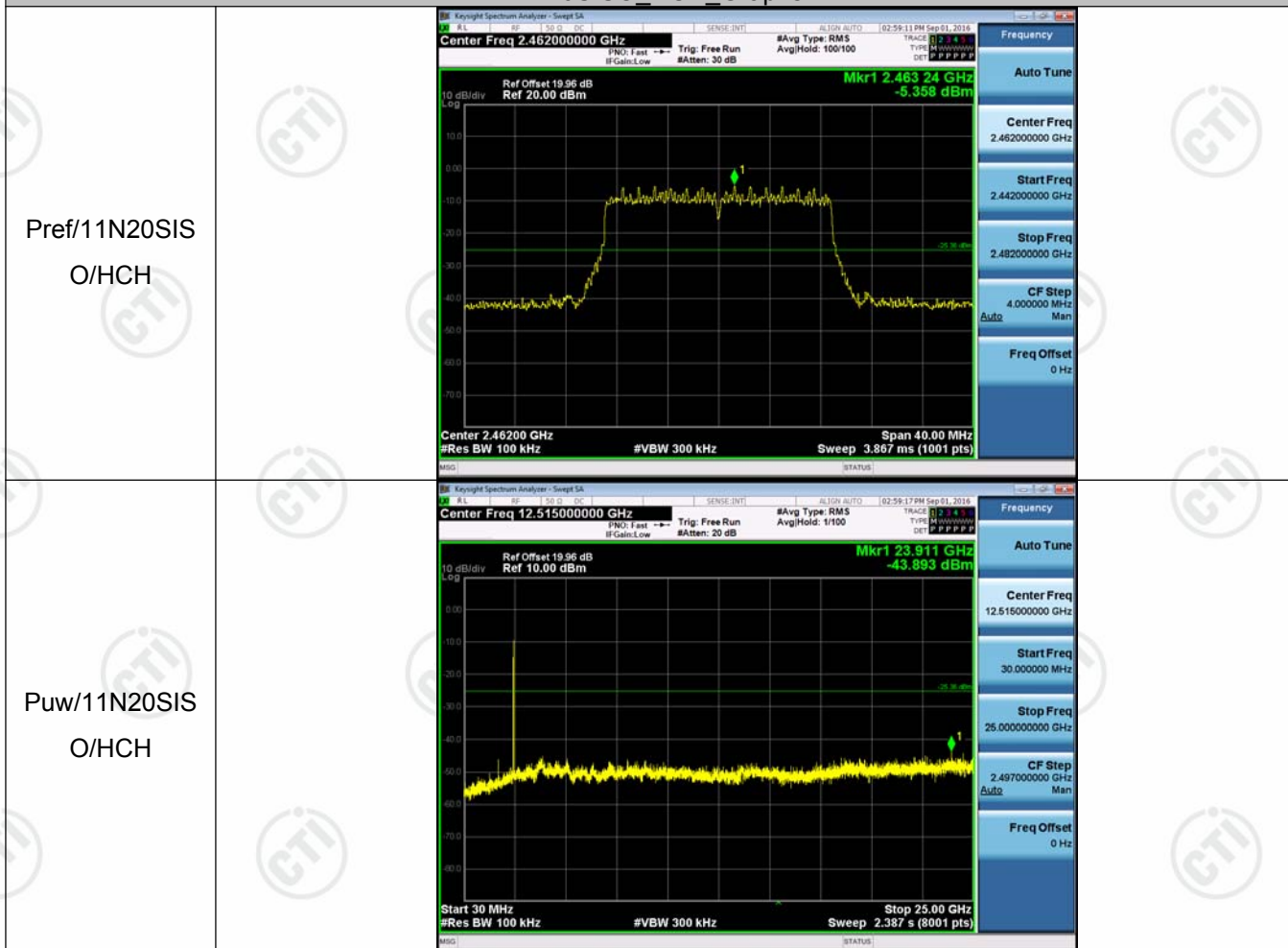
Pref/11N20SIS  
O/MCH





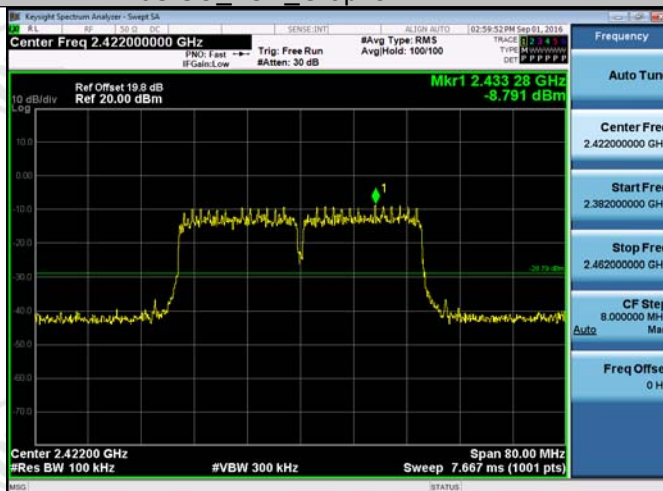


11N20SISO\_HCH\_Graphs

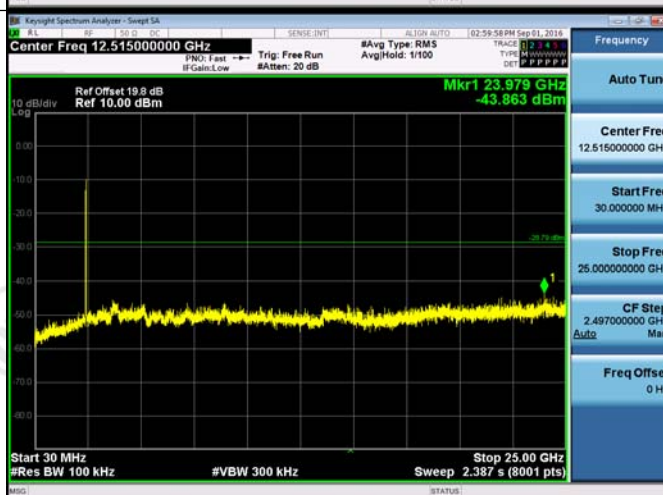


### 11N40SISO\_LCH\_Graphs

Pref/11N40SIS  
O/LCH

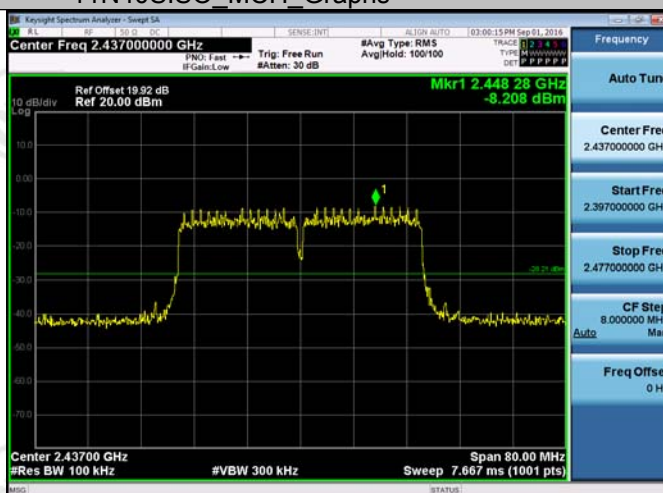


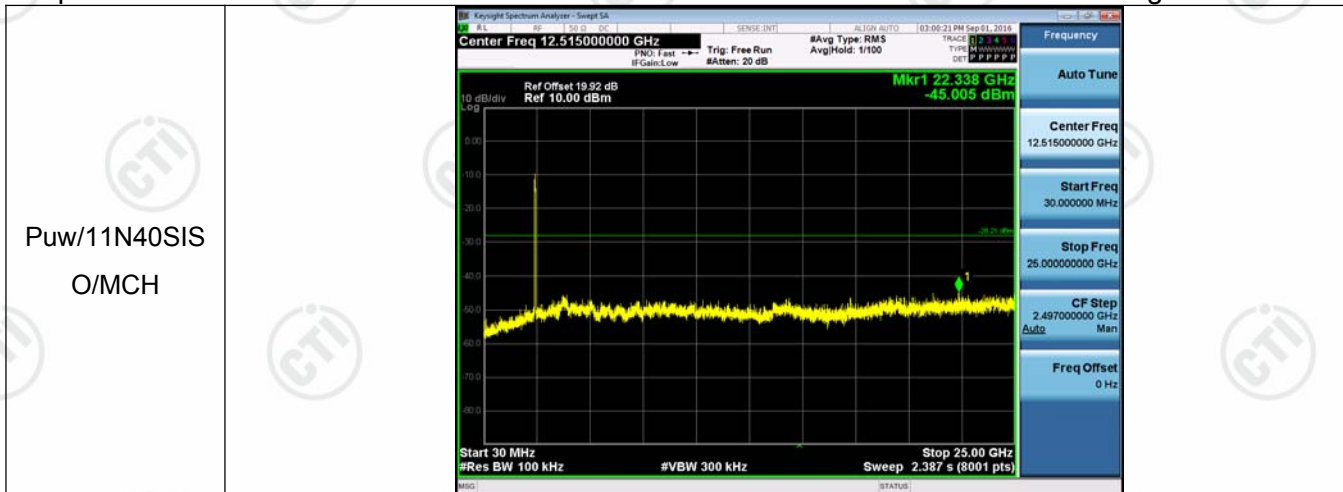
Puw/11N40SIS  
O/LCH



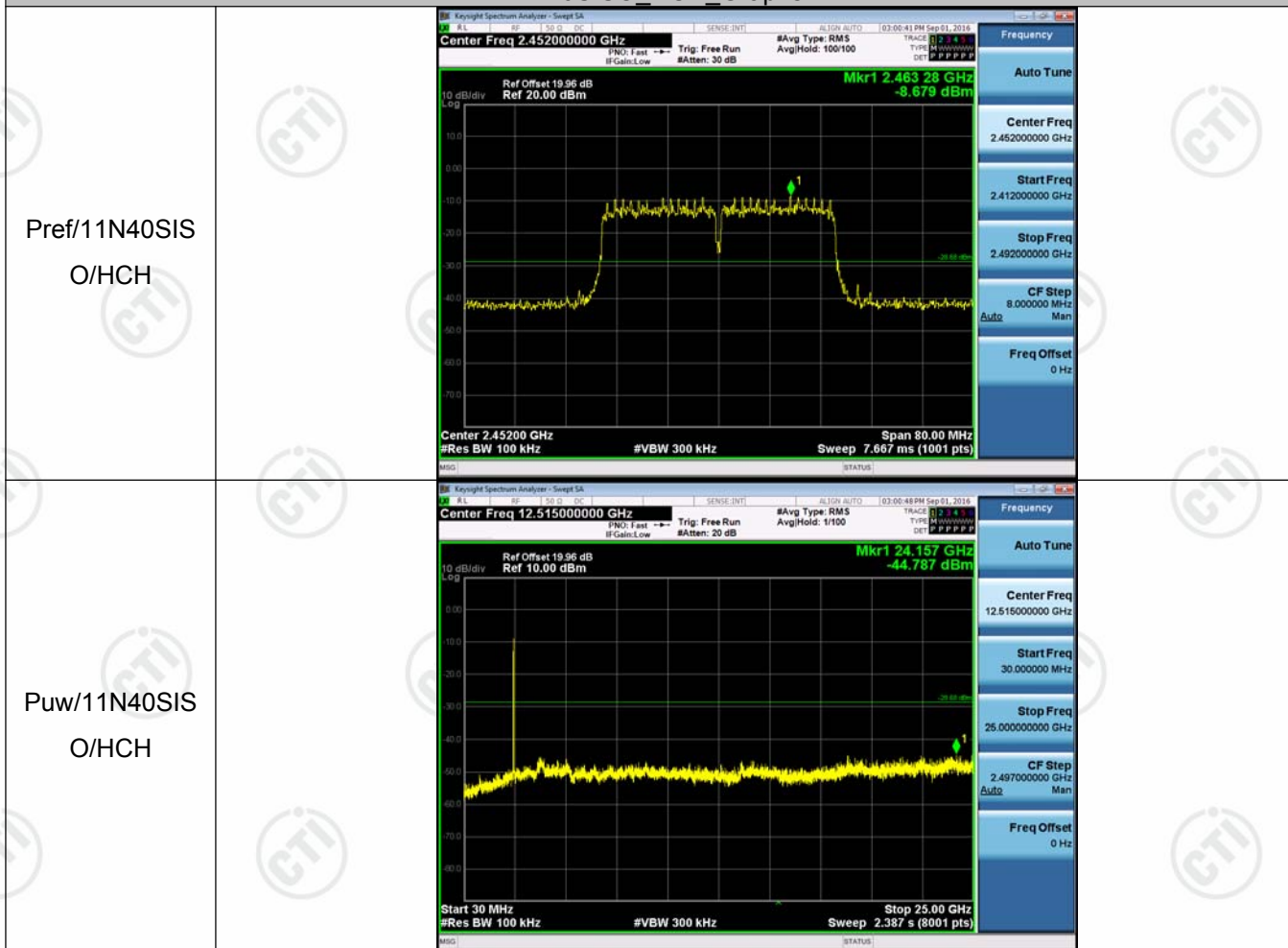
### 11N40SISO\_MCH\_Graphs

Pref/11N40SIS  
O/MCH





11N40SISO\_HCH\_Graphs



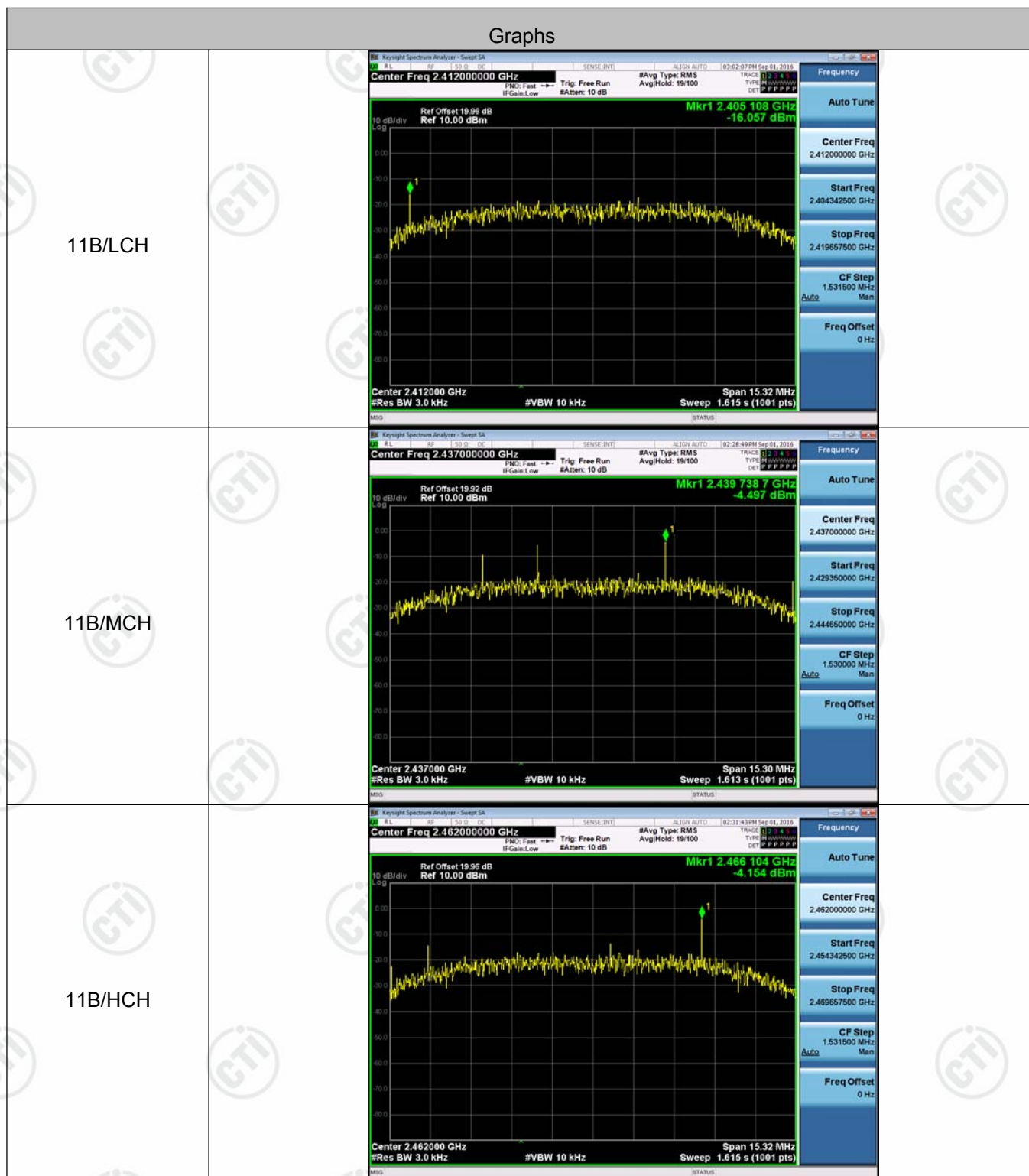
## Appendix E): Power Spectral Density

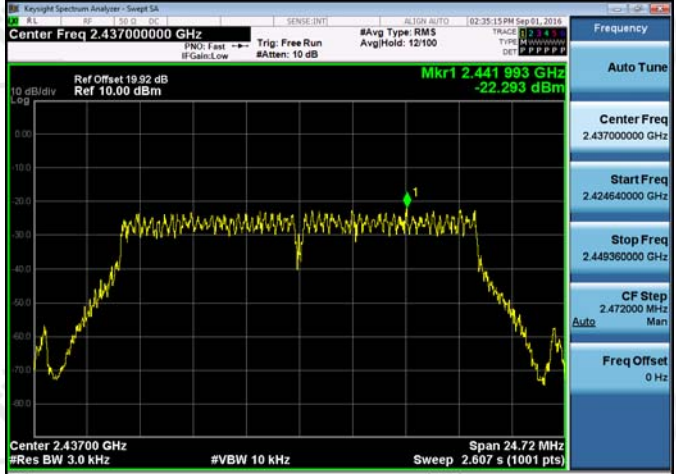
Result Table

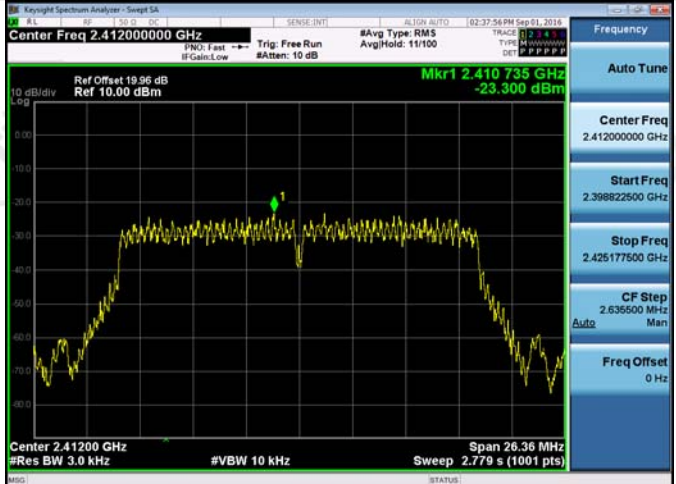
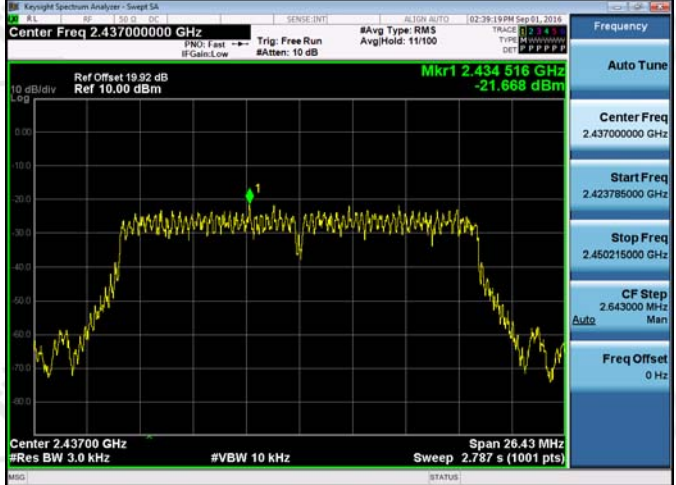
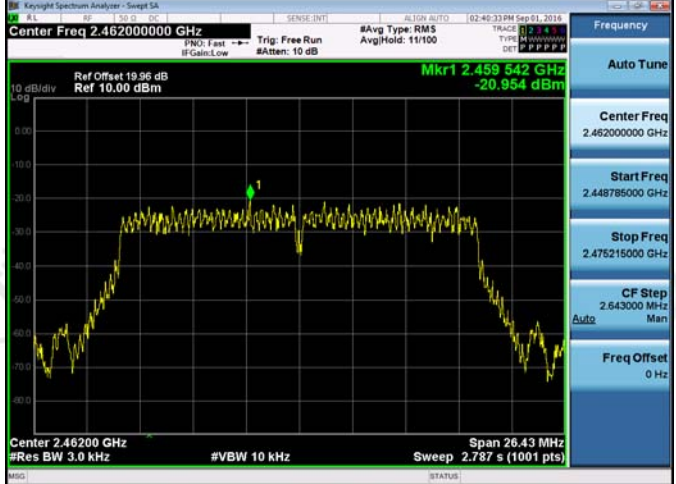
| Mode      | Channel | Power Spectral Density [dBm/3kHz] | Limit[dBm/3kHz] | Verdict |
|-----------|---------|-----------------------------------|-----------------|---------|
| 11B       | LCH     | -16.057                           | 8               | PASS    |
| 11B       | MCH     | -4.497                            | 8               | PASS    |
| 11B       | HCH     | -4.154                            | 8               | PASS    |
| 11G       | LCH     | -24.181                           | 8               | PASS    |
| 11G       | MCH     | -22.293                           | 8               | PASS    |
| 11G       | HCH     | -21.015                           | 8               | PASS    |
| 11N20SISO | LCH     | -23.300                           | 8               | PASS    |
| 11N20SISO | MCH     | -21.668                           | 8               | PASS    |
| 11N20SISO | HCH     | -20.954                           | 8               | PASS    |
| 11N40SISO | LCH     | -26.876                           | 8               | PASS    |
| 11N40SISO | MCH     | -26.553                           | 8               | PASS    |
| 11N40SISO | HCH     | -25.866                           | 8               | PASS    |



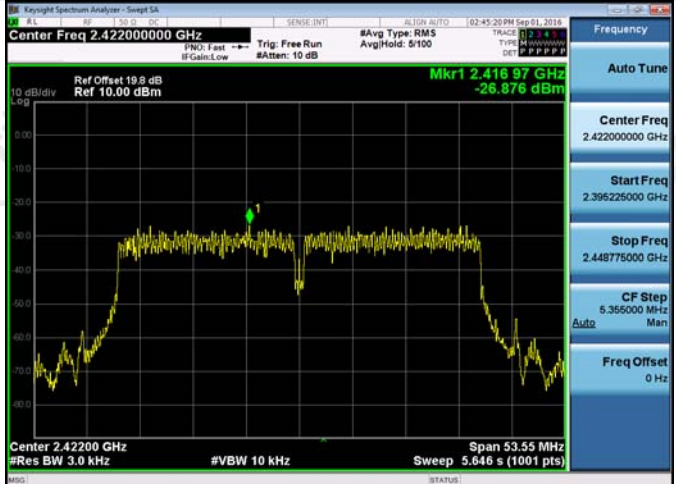

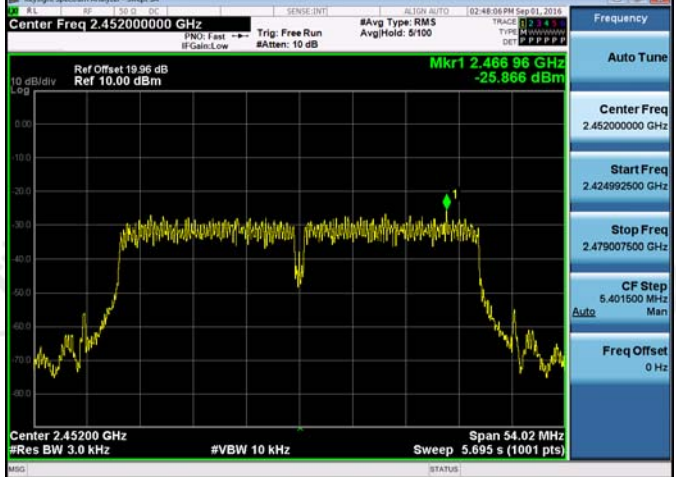
## Test Graph



|         |  |
|---------|--|
| 11G/LCH |    |
| 11G/MCH |   |
| 11G/HCH |  |

|               |  |
|---------------|--|
| 11N20SISO/LCH |    |
| 11N20SISO/MCH |   |
| 11N20SISO/HCH |  |



|               |  |
|---------------|--|
| 11N40SISO/LCH |    |
| 11N40SISO/MCH |   |
| 11N40SISO/HCH |  |



## Appendix F): Antenna Requirement

### 15.203 requirement:

An intentional radiator shall be designed to ensure that no antenna other than that furnished by the responsible party shall be used with the device. The use of a permanently attached antenna or of an antenna that uses a unique coupling to the intentional radiator, the manufacturer may design the unit so that a broken antenna can be replaced by the user, but the use of a standard antenna jack or electrical connector is prohibited.

### 15.247(b) (4) requirement:

The conducted output power limit specified in paragraph (b) of this section is based on the use of antennas with directional gains that do not exceed 6 dBi. Except as shown in paragraph (c) of this section, if transmitting antennas of directional gain greater than 6 dBi are used, the conducted output power from the intentional radiator shall be reduced below the stated values in paragraphs (b)(1), (b)(2), and (b)(3) of this section, as appropriate, by the amount in dB that the directional gain of the antenna exceeds 6 dBi.

### EUT Antenna:

The antenna is integrated on the main PCB and no consideration of replacement. The best case gain of the antenna is 2.19dBi.



## Appendix G): AC Power Line Conducted Emission

| Test Procedure:       | <p>Test frequency range :150KHz-30MHz</p> <ol style="list-style-type: none"> <li>1)The mains terminal disturbance voltage test was conducted in a shielded room.</li> <li>2) The EUT was connected to AC power source through a LISN 1 (Line Impedance Stabilization Network) which provides a <math>50\Omega/50\mu\text{H} + 5\Omega</math> linear impedance. The power cables of all other units of the EUT were connected to a second LISN 2, which was bonded to the ground reference plane in the same way as the LISN 1 for the unit being measured. A multiple socket outlet strip was used to connect multiple power cables to a single LISN provided the rating of the LISN was not exceeded.</li> <li>3)The tabletop EUT was placed upon a non-metallic table 0.8m above the ground reference plane. And for floor-standing arrangement, the EUT was placed on the horizontal ground reference plane,</li> <li>4) The test was performed with a vertical ground reference plane. The rear of the EUT shall be 0.4 m from the vertical ground reference plane. The vertical ground reference plane was bonded to the horizontal ground reference plane. The LISN 1 was placed 0.8 m from the boundary of the unit under test and bonded to a ground reference plane for LISNs mounted on top of the ground reference plane. This distance was between the closest points of the LISN 1 and the EUT. All other units of the EUT and associated equipment was at least 0.8 m from the LISN 2.</li> <li>5) In order to find the maximum emission, the relative positions of equipment and all of the interface cables must be changed according to ANSI C63.10 on conducted measurement.</li> </ol> |           |                       |                    |  |            |         |          |           |           |       |    |    |      |    |    |
|-----------------------|---|-----------|-----------------------|--------------------|--|------------|---------|----------|-----------|-----------|-------|----|----|------|----|----|
| Limit:                | <table border="1"> <thead> <tr> <th rowspan="2">Frequency range (MHz)</th><th colspan="2">Limit (dB<math>\mu</math>V)</th></tr> <tr> <th>Quasi-peak</th><th>Average</th></tr> </thead> <tbody> <tr> <td>0.15-0.5</td><td>66 to 56*</td><td>56 to 46*</td></tr> <tr> <td>0.5-5</td><td>56</td><td>46</td></tr> <tr> <td>5-30</td><td>60</td><td>50</td></tr> </tbody> </table> <p>* The limit decreases linearly with the logarithm of the frequency in the range 0.15 MHz to 0.50 MHz.<br/>NOTE : The lower limit is applicable at the transition frequency</p>   |           | Frequency range (MHz) | Limit (dB $\mu$ V) |  | Quasi-peak | Average | 0.15-0.5 | 66 to 56* | 56 to 46* | 0.5-5 | 56 | 46 | 5-30 | 60 | 50 |
| Frequency range (MHz) | Limit (dB $\mu$ V)  |           |                       |                    |  |            |         |          |           |           |       |    |    |      |    |    |
|                       | Quasi-peak  | Average   |                       |                    |  |            |         |          |           |           |       |    |    |      |    |    |
| 0.15-0.5              | 66 to 56*   | 56 to 46* |                       |                    |  |            |         |          |           |           |       |    |    |      |    |    |
| 0.5-5                 | 56  | 46        |                       |                    |  |            |         |          |           |           |       |    |    |      |    |    |
| 5-30                  | 60  | 50        |                       |                    |  |            |         |          |           |           |       |    |    |      |    |    |

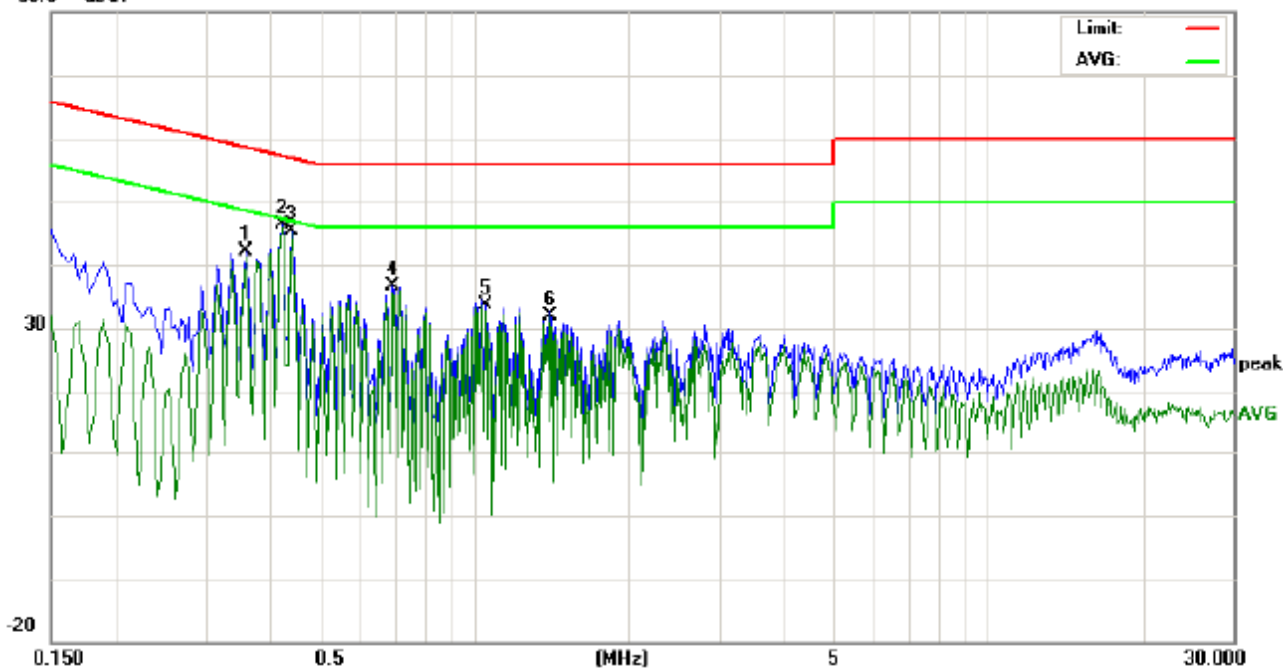
### Measurement Data

An initial pre-scan was performed on the live and neutral lines with peak detector.

Quasi-Peak and Average measurement were performed at the frequencies with maximized peak emission were detected.

Live line:

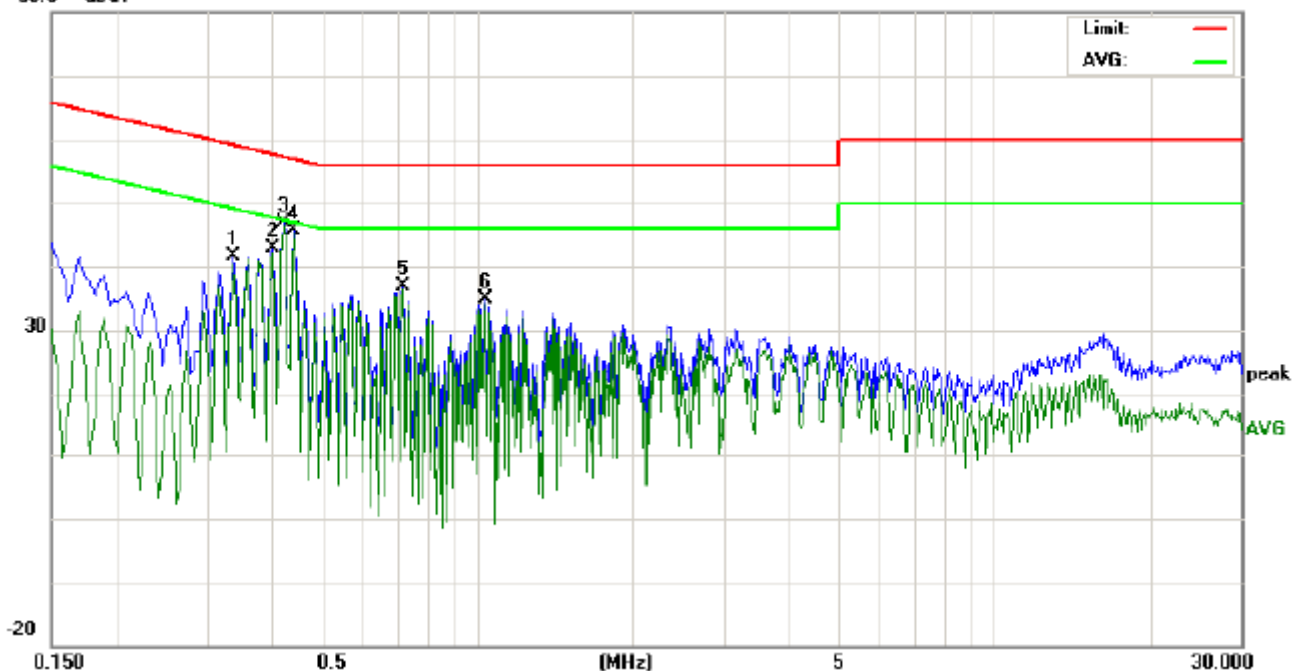
90.0 dBuV



| No. | Freq.<br>MHz | Reading_Level<br>(dBuV) |       |       | Correct<br>Factor<br>dB | Measurement<br>(dBuV) |       |       | Limit<br>(dBuV) |       | Margin<br>(dB) |        | P/F | Comment |
|-----|--------------|-------------------------|-------|-------|-------------------------|-----------------------|-------|-------|-----------------|-------|----------------|--------|-----|---------|
|     |              | Peak                    | QP    | AVG   |                         | peak                  | QP    | AVG   | QP              | AVG   | QP             | AVG    |     |         |
| 1   | 0.3580       | 32.34                   | 32.10 | 31.38 | 9.86                    | 42.20                 | 41.96 | 41.24 | 58.77           | 48.77 | -16.81         | -7.53  | P   |         |
| 2   | 0.4220       | 36.36                   | 36.11 | 36.05 | 9.90                    | 46.26                 | 46.01 | 45.95 | 57.41           | 47.41 | -11.40         | -1.46  | P   |         |
| 3   | 0.4420       | 35.45                   | 35.34 | 35.24 | 9.90                    | 45.35                 | 45.24 | 45.14 | 57.02           | 47.02 | -11.78         | -1.88  | P   |         |
| 4   | 0.6940       | 26.83                   | 26.03 | 25.72 | 9.90                    | 36.73                 | 35.93 | 35.62 | 56.00           | 46.00 | -20.07         | -10.38 | P   |         |
| 5   | 1.0540       | 35.60                   | 32.50 | 21.98 | 10.00                   | 45.60                 | 42.50 | 31.98 | 56.00           | 46.00 | -13.50         | -14.02 | P   |         |
| 6   | 1.4100       | 21.99                   | 21.50 | 20.81 | 10.00                   | 31.99                 | 31.50 | 30.81 | 56.00           | 46.00 | -24.50         | -15.19 | P   |         |

Neutral line:

90.0 dBuV



| No. | Freq.<br>MHz | Reading_Level<br>(dBuV) |       |       | Correct<br>Factor<br>dB | Measurement<br>(dBuV) |       |       | Limit<br>(dBuV) |       | Margin<br>(dB) |        | P/F | Comment |
|-----|--------------|-------------------------|-------|-------|-------------------------|-----------------------|-------|-------|-----------------|-------|----------------|--------|-----|---------|
|     |              | Peak                    | QP    | AVG   |                         | peak                  | QP    | AVG   | QP              | AVG   | QP             | AVG    |     |         |
| 1   | 0.3379       | 31.69                   | 30.80 | 30.53 | 9.84                    | 41.53                 | 40.64 | 40.37 | 59.25           | 49.25 | -18.61         | -8.88  | P   |         |
| 2   | 0.4020       | 32.89                   | 32.30 | 32.29 | 9.90                    | 42.79                 | 42.20 | 42.19 | 57.81           | 47.81 | -15.61         | -5.62  | P   |         |
| 3   | 0.4211       | 36.98                   | 36.39 | 36.31 | 9.90                    | 46.88                 | 46.29 | 46.21 | 57.43           | 47.43 | -11.14         | -1.22  | P   |         |
| 4   | 0.4420       | 35.67                   | 35.59 | 35.53 | 9.90                    | 45.57                 | 45.49 | 45.43 | 57.02           | 47.02 | -11.53         | -1.59  | P   |         |
| 5   | 0.7180       | 26.87                   | 26.70 | 26.36 | 9.90                    | 36.77                 | 36.60 | 36.26 | 56.00           | 46.00 | -19.40         | -9.74  | P   |         |
| 6   | 1.0339       | 24.81                   | 24.50 | 24.07 | 10.00                   | 34.81                 | 34.50 | 34.07 | 56.00           | 46.00 | -21.50         | -11.93 | P   |         |

Notes:

1. The following Quasi-Peak and Average measurements were performed on the EUT:
2. Final Test Level = Receiver Reading + LISN Factor + Cable Loss.

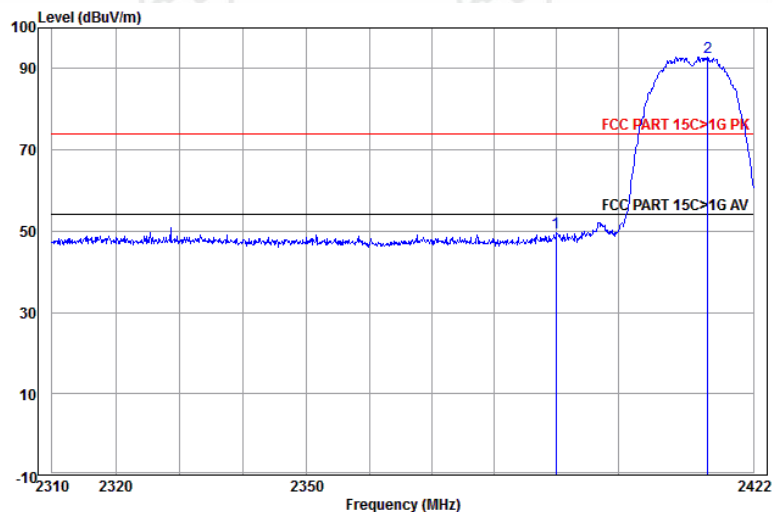


## Appendix H): Restricted bands around fundamental frequency (Radiated)

|                 |   |                    |        |                  |            |
|-----------------|---|--------------------|--------|------------------|------------|
| Receiver Setup: | Frequency   | Detector           | RBW    | VBW              | Remark     |
|                 | 30MHz-1GHz  | Quasi-peak         | 120kHz | 300kHz           | Quasi-peak |
|                 | Above 1GHz  | Peak               | 1MHz   | 3MHz             | Peak       |
|                 |   | Peak               | 1MHz   | 10Hz             | Average    |
| Test Procedure: | <p><b>Below 1GHz test procedure as below:</b></p> <ol style="list-style-type: none"> <li>The EUT was placed on the top of a rotating table 0.8 meters above the ground at a 3 meter semi-anechoic chamber. The table was rotated 360 degrees to determine the position of the highest radiation.</li> <li>The EUT was set 3 meters away from the interference-receiving antenna, which was mounted on the top of a variable-height antenna tower.</li> <li>The antenna height is varied from one meter to four meters above the ground to determine the maximum value of the field strength. Both horizontal and vertical polarizations of the antenna are set to make the measurement.</li> <li>For each suspected emission, the EUT was arranged to its worst case and then the antenna was tuned to heights from 1 meter to 4 meters and the rotatable was turned from 0 degrees to 360 degrees to find the maximum reading.</li> <li>The test-receiver system was set to Peak Detect Function and Specified Bandwidth with Maximum Hold Mode.</li> <li>Place a marker at the end of the restricted band closest to the transmit frequency to show compliance. Also measure any emissions in the restricted bands. Save the spectrum analyzer plot. Repeat for each power and modulation for lowest and highest channel</li> </ol> <p><b>Above 1GHz test procedure as below:</b></p> <ol style="list-style-type: none"> <li>Different between above is the test site, change from Semi- Anechoic Chamber to fully Anechoic Chamber change form table 0.8 meter to 1.5 meter( Above 18GHz the distance is 1 meter and table is 1.5 meter).</li> <li>Test the EUT in the lowest channel , the Highest channel</li> <li>The radiation measurements are performed in X, Y, Z axis positioning for Transmitting mode, and found the X axis positioning which it is worse case.</li> <li>Repeat above procedures until all frequencies measured was complete.</li> </ol> |                    |        |                  |            |
| Limit:          | Frequency   | Limit (dBμV/m @3m) |        | Remark           |            |
|                 | 30MHz-88MHz   | 40.0               |        | Quasi-peak Value |            |
|                 | 88MHz-216MHz  | 43.5               |        | Quasi-peak Value |            |
|                 | 216MHz-960MHz   | 46.0               |        | Quasi-peak Value |            |
|                 | 960MHz-1GHz   | 54.0               |        | Quasi-peak Value |            |
|                 | Above 1GHz  | 54.0               |        | Average Value    |            |
|                 |   | 74.0               |        | Peak Value       |            |

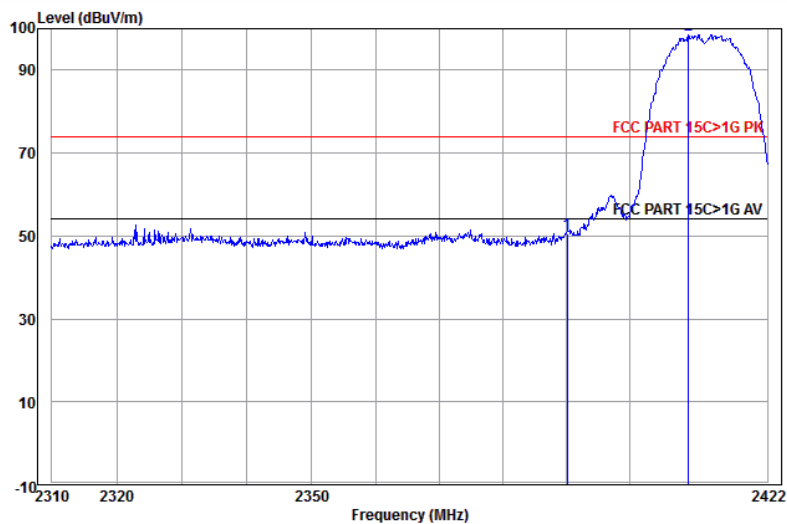
**Test plot as follows:**

|                      |                      |                          |              |
|----------------------|----------------------|--------------------------|--------------|
| Worse case mode:     | 802.11b (11Mbps)     |                          |              |
| Frequency: 2390.0MHz | Test channel: Lowest | Polarization: Horizontal | Remark: Peak |



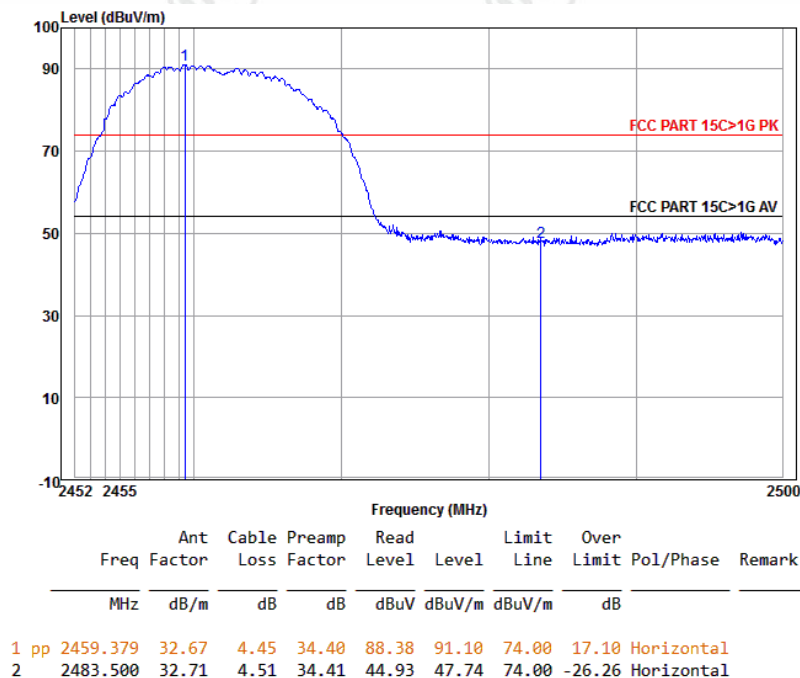
|      | Ant Freq | Cable Factor | Preamp Loss | Read Level | Level | Limit Line | Over Limit | Pol/Phase | Remark     |
|------|----------|--------------|-------------|------------|-------|------------|------------|-----------|------------|
|      | MHz      | dB/m         | dB          | dB         | dBuV  | dBuV/m     | dBuV/m     | dB        |            |
| 1    | 2390.000 | 32.53        | 4.28        | 34.39      | 47.15 | 49.57      | 74.00      | -24.43    | Horizontal |
| 2 pp | 2414.558 | 32.58        | 4.34        | 34.39      | 90.26 | 92.79      | 74.00      | 18.79     | Horizontal |

|                      |                      |                        |              |
|----------------------|----------------------|------------------------|--------------|
| Worse case mode:     | 802.11b (11Mbps)     |                        |              |
| Frequency: 2390.0MHz | Test channel: Lowest | Polarization: Vertical | Remark: Peak |

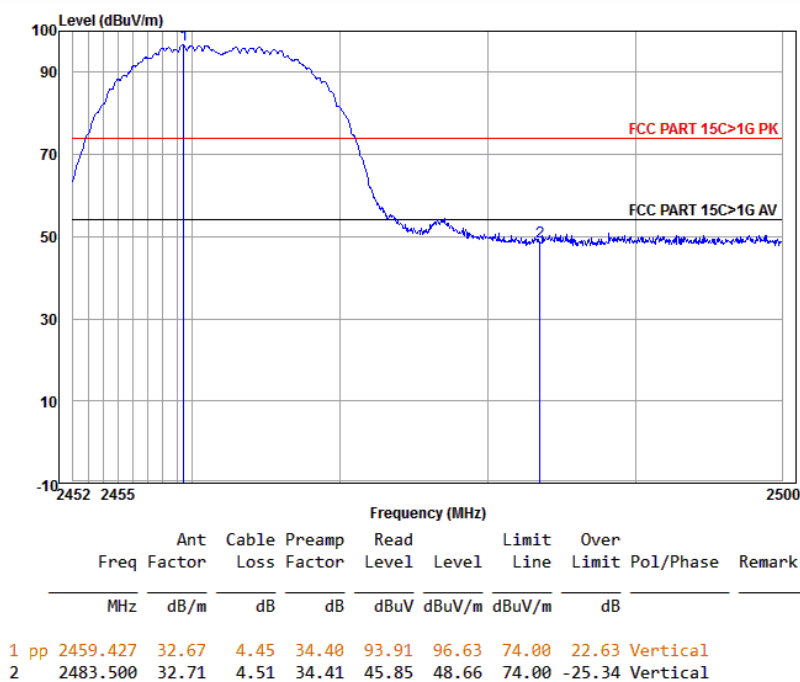


|      | Ant Freq | Cable Factor | Preamp Loss | Read Level | Level | Limit Line | Over Limit | Pol/Phase | Remark   |
|------|----------|--------------|-------------|------------|-------|------------|------------|-----------|----------|
|      | MHz      | dB/m         | dB          | dB         | dBuV  | dBuV/m     | dBuV/m     | dB        |          |
| 1    | 2390.104 | 32.53        | 4.28        | 34.39      | 48.15 | 50.57      | 74.00      | -23.43    | Vertical |
| 2 pp | 2409.419 | 32.57        | 4.33        | 34.39      | 95.99 | 98.50      | 74.00      | 24.50     | Vertical |

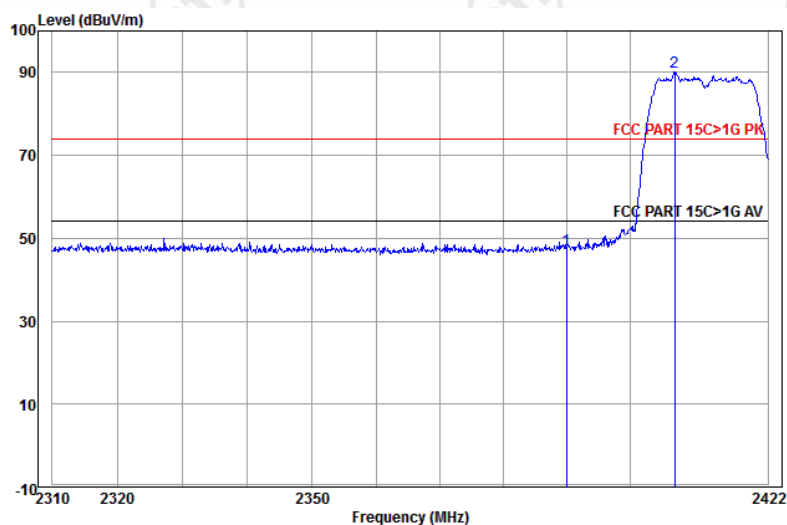
|                      |                       |                          |              |
|----------------------|-----------------------|--------------------------|--------------|
| Worse case mode:     | 802.11b (11Mbps)      |                          |              |
| Frequency: 2483.5MHz | Test channel: Highest | Polarization: Horizontal | Remark: Peak |



|                      |                       |                        |              |
|----------------------|-----------------------|------------------------|--------------|
| Worse case mode:     | 802.11b (11Mbps)      |                        |              |
| Frequency: 2483.5MHz | Test channel: Highest | Polarization: Vertical | Remark: Peak |

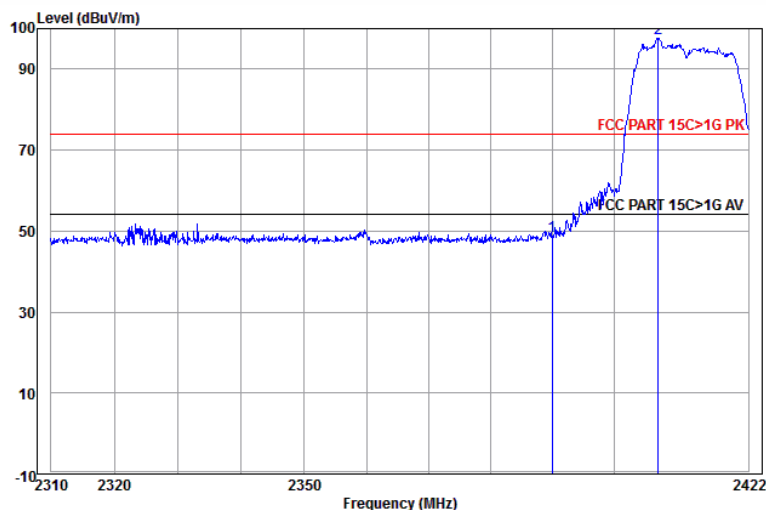


|                      |                      |                          |              |
|----------------------|----------------------|--------------------------|--------------|
| Worse case mode:     | 802.11g (6Mbps)      |                          |              |
| Frequency: 2390.0MHz | Test channel: Lowest | Polarization: Horizontal | Remark: Peak |



|      | Ant Freq | Cable Factor | Preamp Loss | Read Level | Level | Limit Line | Over Limit | Pol/Phase | Remark     |
|------|----------|--------------|-------------|------------|-------|------------|------------|-----------|------------|
|      | MHz      | dB/m         | dB          | dB         | dBuV  | dBuV/m     | dBuV/m     | dB        |            |
| 1    | 2389.990 | 32.53        | 4.28        | 34.39      | 44.73 | 47.15      | 74.00      | -26.85    | Horizontal |
| 2 pp | 2407.138 | 32.57        | 4.32        | 34.39      | 87.60 | 90.10      | 74.00      | 16.10     | Horizontal |

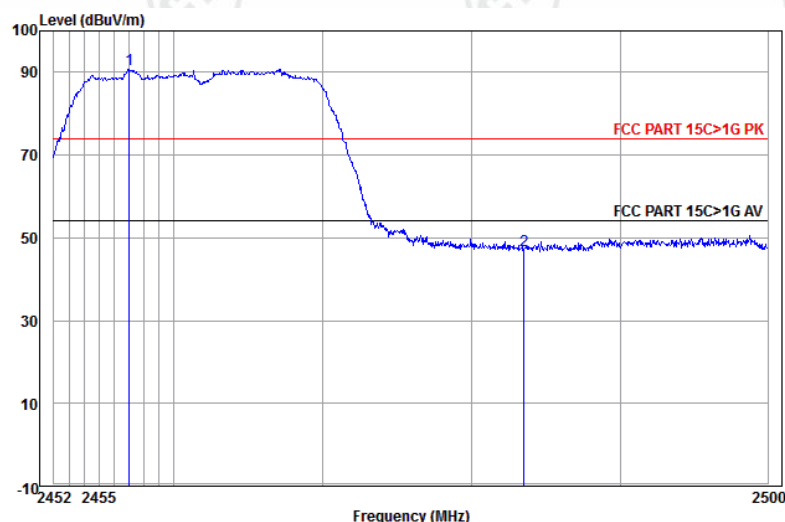
|                      |                      |                        |              |
|----------------------|----------------------|------------------------|--------------|
| Worse case mode:     | 802.11g (6Mbps)      |                        |              |
| Frequency: 2390.0MHz | Test channel: Lowest | Polarization: Vertical | Remark: Peak |



|      | Ant Freq | Cable Factor | Preamp Loss | Read Level | Level | Limit Line | Over Limit | Pol/Phase | Remark   |
|------|----------|--------------|-------------|------------|-------|------------|------------|-----------|----------|
|      | MHz      | dB/m         | dB          | dB         | dBuV  | dBuV/m     | dBuV/m     | dB        |          |
| 1    | 2390.000 | 32.53        | 4.28        | 34.39      | 46.21 | 48.63      | 74.00      | -25.37    | Vertical |
| 2 pp | 2407.252 | 32.57        | 4.32        | 34.39      | 95.23 | 97.73      | 74.00      | 23.73     | Vertical |

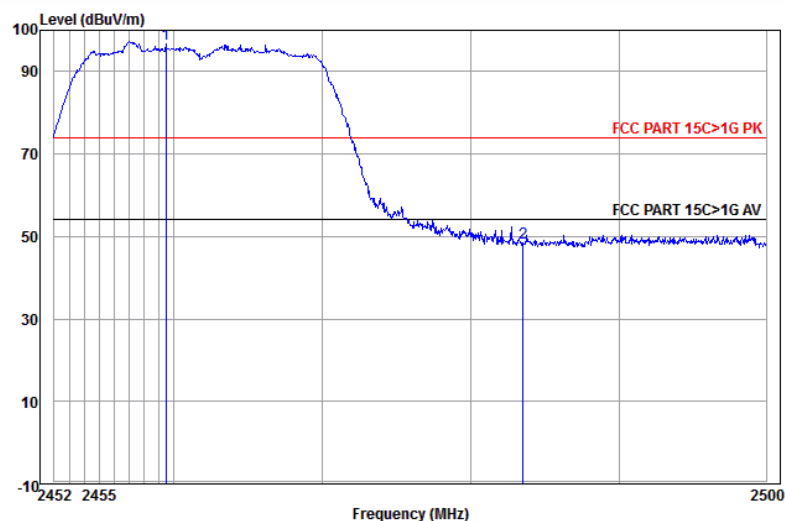


|                      |                       |                          |              |
|----------------------|-----------------------|--------------------------|--------------|
| Worse case mode:     | 802.11g (6Mbps)       |                          |              |
| Frequency: 2483.5MHz | Test channel: Highest | Polarization: Horizontal | Remark: Peak |



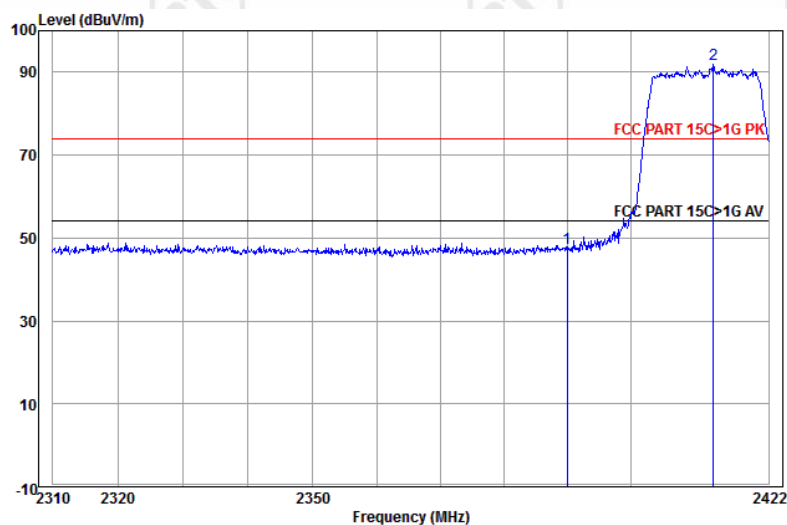
|      | Ant<br>Freq | Cable<br>Factor | Preamp<br>Loss | Preamp<br>Factor | Read<br>Level | Read<br>Level | Limit<br>Line | Over<br>Limit | Pol/Phase  | Remark |
|------|-------------|-----------------|----------------|------------------|---------------|---------------|---------------|---------------|------------|--------|
|      | MHz         | dB/m            | dB             | dB               | dBuV          | dBuV/m        | dBuV/m        | dB            |            |        |
| 1 pp | 2457.044    | 32.66           | 4.44           | 34.40            | 88.06         | 90.76         | 74.00         | 16.76         | Horizontal |        |
| 2    | 2483.500    | 32.71           | 4.51           | 34.41            | 44.22         | 47.03         | 74.00         | -26.97        | Horizontal |        |

|                      |                       |                        |              |
|----------------------|-----------------------|------------------------|--------------|
| Worse case mode:     | 802.11g (6Mbps)       |                        |              |
| Frequency: 2483.5MHz | Test channel: Highest | Polarization: Vertical | Remark: Peak |



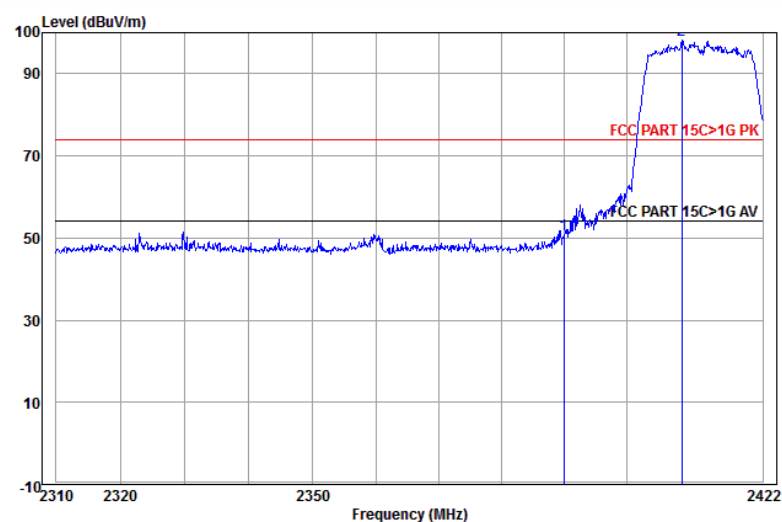
|      | Ant<br>Freq | Cable<br>Factor | Preamp<br>Loss | Preamp<br>Factor | Read<br>Level | Read<br>Level | Limit<br>Line | Over<br>Limit | Pol/Phase | Remark |
|------|-------------|-----------------|----------------|------------------|---------------|---------------|---------------|---------------|-----------|--------|
|      | MHz         | dB/m            | dB             | dB               | dBuV          | dBuV/m        | dBuV/m        | dB            |           |        |
| 1 pp | 2459.475    | 32.67           | 4.45           | 34.40            | 94.00         | 96.72         | 74.00         | 22.72         | Vertical  |        |
| 2    | 2483.500    | 32.71           | 4.51           | 34.41            | 45.51         | 48.32         | 74.00         | -25.68        | Vertical  |        |

|                      |                         |                          |              |
|----------------------|-------------------------|--------------------------|--------------|
| Worse case mode:     | 802.11n(HT20) (6.5Mbps) |                          |              |
| Frequency: 2390.0MHz | Test channel: Lowest    | Polarization: Horizontal | Remark: Peak |



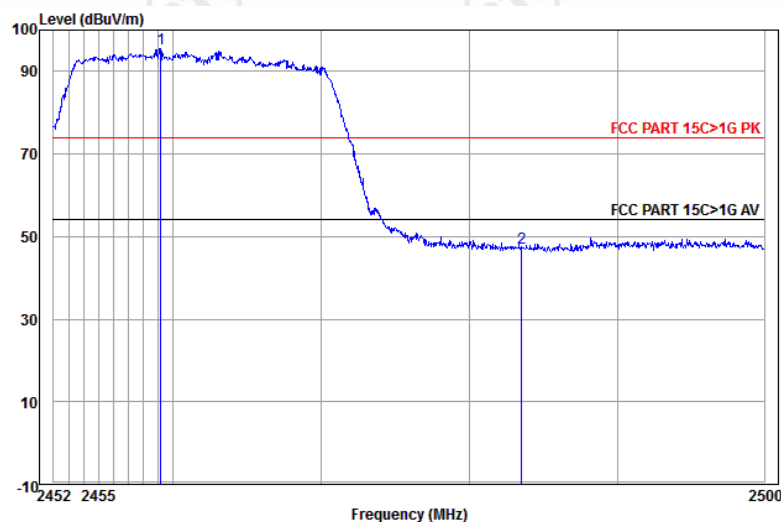
|      | Ant<br>Freq | Cable<br>Factor | Preamp<br>Loss | Preamp<br>Factor | Read<br>Level | Read<br>Level | Limit<br>Line | Over<br>Limit | Pol/Phase  | Remark |
|------|-------------|-----------------|----------------|------------------|---------------|---------------|---------------|---------------|------------|--------|
|      | MHz         | dB/m            | dB             | dB               | dBuV          | dBuV/m        | dBuV/m        | dB            |            |        |
| 1    | 2390.000    | 32.53           | 4.28           | 34.39            | 45.25         | 47.67         | 74.00         | -26.33        | Horizontal |        |
| 2 pp | 2413.186    | 32.58           | 4.34           | 34.39            | 89.25         | 91.78         | 74.00         | 17.78         | Horizontal |        |

|                      |                         |                        |              |
|----------------------|-------------------------|------------------------|--------------|
| Worse case mode:     | 802.11n(HT20) (6.5Mbps) |                        |              |
| Frequency: 2390.0MHz | Test channel: Lowest    | Polarization: Vertical | Remark: Peak |



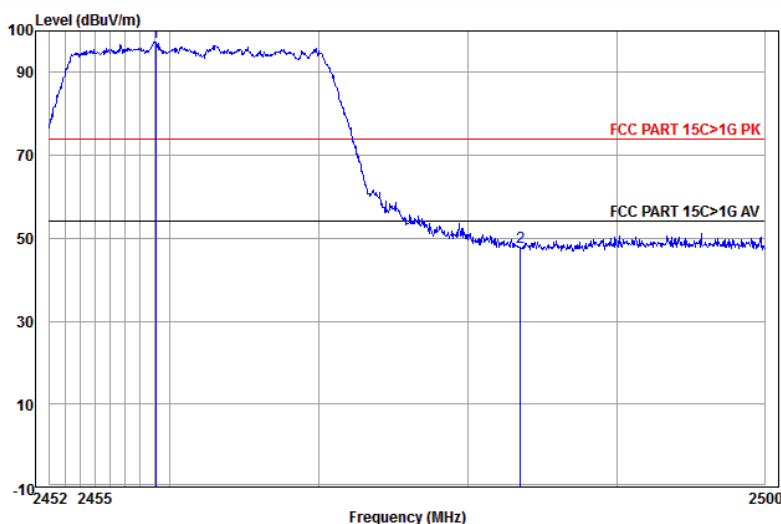
|      | Ant<br>Freq | Cable<br>Factor | Preamp<br>Loss | Preamp<br>Factor | Read<br>Level | Read<br>Level | Limit<br>Line | Over<br>Limit | Pol/Phase | Remark |
|------|-------------|-----------------|----------------|------------------|---------------|---------------|---------------|---------------|-----------|--------|
|      | MHz         | dB/m            | dB             | dB               | dBuV          | dBuV/m        | dBuV/m        | dB            |           |        |
| 1    | 2390.000    | 32.53           | 4.28           | 34.39            | 48.54         | 50.96         | 74.00         | -23.04        | Vertical  |        |
| 2 pp | 2408.963    | 32.57           | 4.33           | 34.39            | 95.62         | 98.13         | 74.00         | 24.13         | Vertical  |        |

|                      |                         |                          |              |
|----------------------|-------------------------|--------------------------|--------------|
| Worse case mode:     | 802.11n(HT20) (6.5Mbps) |                          |              |
| Frequency: 2483.5MHz | Test channel: Highest   | Polarization: Horizontal | Remark: Peak |



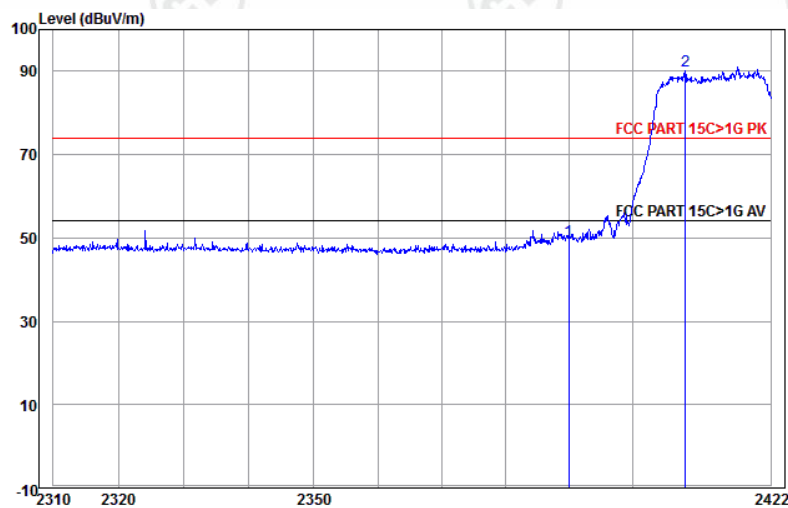
|      | Ant Freq | Cable Factor | Preamp Loss | Read Level | Level | Limit  | Over   | Pol/Phase | Remark     |
|------|----------|--------------|-------------|------------|-------|--------|--------|-----------|------------|
|      | MHz      | dB/m         | dB          | dB         | dBuV  | dBuV/m | dBuV/m | dB        |            |
| 1 pp | 2459.188 | 32.67        | 4.45        | 34.40      | 92.87 | 95.59  | 74.00  | 21.59     | Horizontal |
| 2    | 2483.500 | 32.71        | 4.51        | 34.41      | 44.41 | 47.22  | 74.00  | -26.78    | Horizontal |

|                      |                         |                        |              |
|----------------------|-------------------------|------------------------|--------------|
| Worse case mode:     | 802.11n(HT20) (6.5Mbps) |                        |              |
| Frequency: 2483.5MHz | Test channel: Highest   | Polarization: Vertical | Remark: Peak |



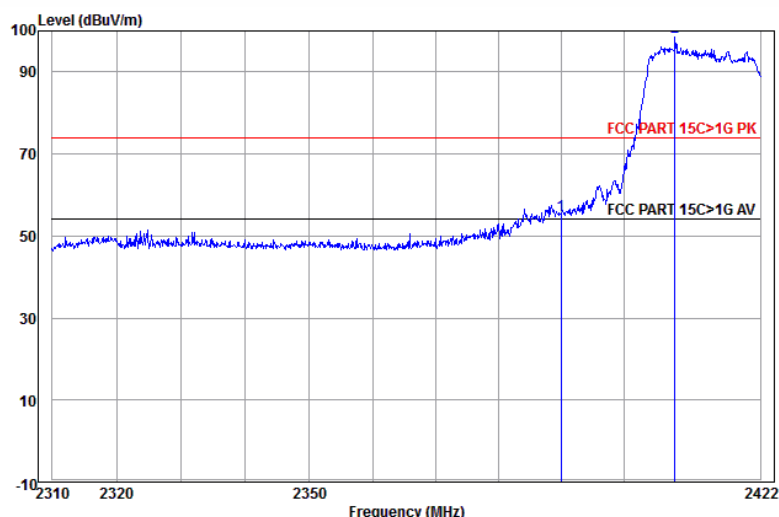
|      | Ant Freq | Cable Factor | Preamp Loss | Read Level | Level | Limit  | Over   | Pol/Phase | Remark   |
|------|----------|--------------|-------------|------------|-------|--------|--------|-----------|----------|
|      | MHz      | dB/m         | dB          | dB         | dBuV  | dBuV/m | dBuV/m | dB        |          |
| 1 pp | 2459.045 | 32.67        | 4.45        | 34.40      | 94.67 | 97.39  | 74.00  | 23.39     | Vertical |
| 2    | 2483.500 | 32.71        | 4.51        | 34.41      | 44.92 | 47.73  | 74.00  | -26.27    | Vertical |

|                      |                           |                          |              |
|----------------------|---------------------------|--------------------------|--------------|
| Worse case mode:     | 802.11n(HT40) (13..5Mbps) |                          |              |
| Frequency: 2390.0MHz | Test channel: Lowest      | Polarization: Horizontal | Remark: Peak |



|      | Ant<br>Freq | Cable<br>Factor | Preamp<br>Loss | Preamp<br>Factor | Read<br>Level | Read<br>Level | Limit<br>Line | Over<br>Limit | Pol/Phase  | Remark |
|------|-------------|-----------------|----------------|------------------|---------------|---------------|---------------|---------------|------------|--------|
|      | MHz         | dB/m            | dB             | dB               | dBuV          | dBuV/m        | dBuV/m        | dB            |            |        |
| 1    | 2390.000    | 32.53           | 4.28           | 34.39            | 47.06         | 49.48         | 74.00         | -24.52        | Horizontal |        |
| 2 pp | 2408.392    | 32.57           | 4.33           | 34.39            | 87.71         | 90.22         | 74.00         | 16.22         | Horizontal |        |

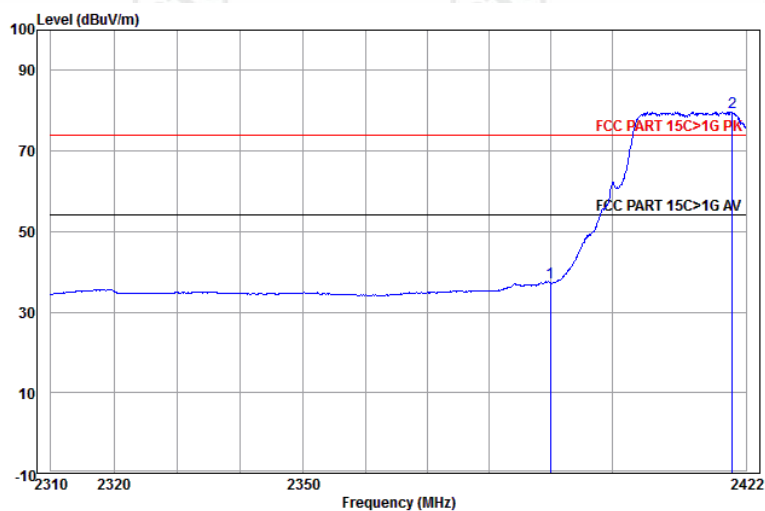
|                      |                           |                        |              |
|----------------------|---------------------------|------------------------|--------------|
| Worse case mode:     | 802.11n(HT40) (13..5Mbps) |                        |              |
| Frequency: 2390.0MHz | Test channel: Lowest      | Polarization: Vertical | Remark: Peak |



|      | Ant<br>Freq | Cable<br>Factor | Preamp<br>Loss | Preamp<br>Factor | Read<br>Level | Read<br>Level | Limit<br>Line | Over<br>Limit | Pol/Phase | Remark |
|------|-------------|-----------------|----------------|------------------|---------------|---------------|---------------|---------------|-----------|--------|
|      | MHz         | dB/m            | dB             | dB               | dBuV          | dBuV/m        | dBuV/m        | dB            |           |        |
| 1    | 2390.000    | 32.53           | 4.28           | 34.39            | 52.55         | 54.97         | 74.00         | -19.03        | Vertical  |        |
| 2 pp | 2408.278    | 32.57           | 4.32           | 34.39            | 96.11         | 98.61         | 74.00         | 24.61         | Vertical  |        |

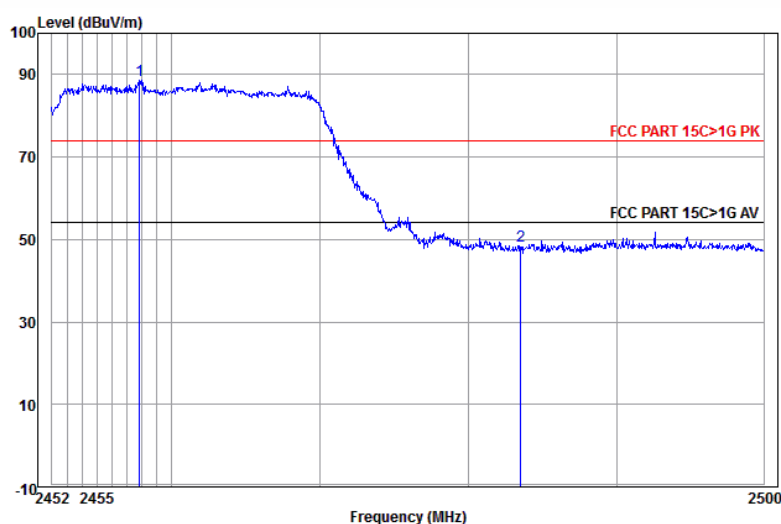


|                      |                           |                        |                 |
|----------------------|---------------------------|------------------------|-----------------|
| Worse case mode:     | 802.11n(HT40) (13..5Mbps) |                        |                 |
| Frequency: 2390.0MHz | Test channel: Lowest      | Polarization: Vertical | Remark: average |



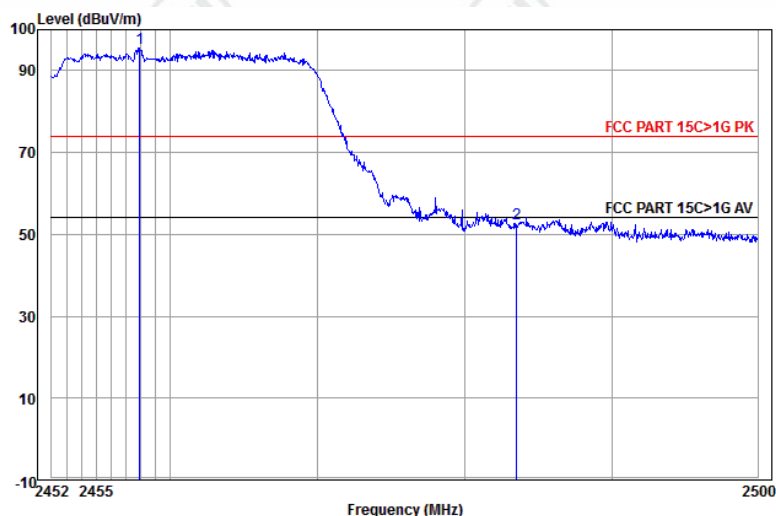
|      | Ant<br>Freq | Cable<br>Factor | Preamp<br>Loss | Factor | Read<br>Level | Level  | Limit<br>Line | Over<br>Limit | Pol/Phase | Remark  |
|------|-------------|-----------------|----------------|--------|---------------|--------|---------------|---------------|-----------|---------|
|      | MHz         | dB/m            | dB             | dB     | dBuV          | dBuV/m | dBuV/m        | dB            |           |         |
| 1    | 2390.000    | 32.53           | 4.28           | 34.39  | 34.91         | 37.33  | 74.00         | -36.67        | Vertical  |         |
| 2 pp | 2419.708    | 32.59           | 4.35           | 34.39  | 77.05         | 79.60  | 54.00         | 25.60         | Vertical  | Average |

|                      |                           |                          |              |
|----------------------|---------------------------|--------------------------|--------------|
| Worse case mode:     | 802.11n(HT40) (13..5Mbps) |                          |              |
| Frequency: 2483.5MHz | Test channel: Highest     | Polarization: Horizontal | Remark: Peak |



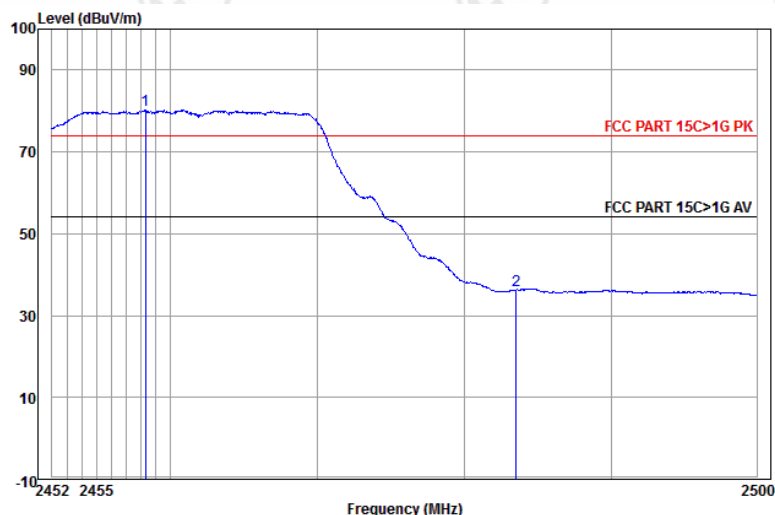
|      | Ant<br>Freq | Cable<br>Factor | Preamp<br>Loss | Factor | Read<br>Level | Level  | Limit<br>Line | Over<br>Limit | Pol/Phase  | Remark |
|------|-------------|-----------------|----------------|--------|---------------|--------|---------------|---------------|------------|--------|
|      | MHz         | dB/m            | dB             | dB     | dBuV          | dBuV/m | dBuV/m        | dB            |            |        |
| 1 pp | 2457.854    | 32.67           | 4.45           | 34.40  | 85.91         | 88.63  | 74.00         | 14.63         | Horizontal |        |
| 2    | 2483.500    | 32.71           | 4.51           | 34.41  | 45.66         | 48.47  | 74.00         | -25.53        | Horizontal |        |

|                      |                          |                        |              |
|----------------------|--------------------------|------------------------|--------------|
| Worse case mode:     | 802.11n(HT40) (13.5Mbps) |                        |              |
| Frequency: 2483.5MHz | Test channel: Highest    | Polarization: Vertical | Remark: Peak |



|      | Ant Freq | Cable Factor | Preamp Loss | Read Level | Level | Limit Line | Over Limit | Pol/Phase | Remark   |
|------|----------|--------------|-------------|------------|-------|------------|------------|-----------|----------|
|      | MHz      | dB/m         | dB          | dB         | dBuV  | dBuV/m     | dBuV/m     | dB        |          |
| 1 pp | 2457.949 | 32.67        | 4.45        | 34.40      | 92.89 | 95.61      | 74.00      | 21.61     | Vertical |
| 2    | 2483.500 | 32.71        | 4.51        | 34.41      | 49.74 | 52.55      | 74.00      | -21.45    | Vertical |

|                      |                          |                        |                 |
|----------------------|--------------------------|------------------------|-----------------|
| Worse case mode:     | 802.11n(HT40) (13.5Mbps) |                        |                 |
| Frequency: 2483.5MHz | Test channel: Highest    | Polarization: Vertical | Remark: average |



|      | Ant Freq | Cable Factor | Preamp Loss | Read Level | Level | Limit Line | Over Limit | Pol/Phase | Remark           |
|------|----------|--------------|-------------|------------|-------|------------|------------|-----------|------------------|
|      | MHz      | dB/m         | dB          | dB         | dBuV  | dBuV/m     | dBuV/m     | dB        |                  |
| 1 pp | 2458.331 | 32.67        | 4.45        | 34.40      | 77.52 | 80.24      | 54.00      | 26.24     | Vertical Average |
| 2    | 2483.500 | 32.71        | 4.51        | 34.41      | 33.39 | 36.20      | 54.00      | -17.80    | Vertical Average |

Note:

1) Through Pre-scan transmitting mode with all kind of modulation and data rate, find the 11Mbps of rate is the worst case of 802.11b; 6Mbps of rate is the worst case of 802.11g; 6.5Mbps of rate is the worst case of 802.11n(HT20) ; 13.5Mbps of rate is the worst case of 802.11n(HT40), and then Only the worst case is recorded in the report.

2) The field strength is calculated by adding the Antenna Factor, Cable Factor & Preamplifier. The basic equation with a sample calculation is as follows:

Final Test Level = Receiver Reading - Correct Factor

Correct Factor = Preamplifier Factor - Antenna Factor - Cable Factor

## Appendix I): Radiated Spurious Emissions

Receiver Setup:

|                   |            |        |        |            |
|-------------------|------------|--------|--------|------------|
| Frequency         | Detector   | RBW    | VBW    | Remark     |
| 0.009MHz-0.090MHz | Peak       | 10kHz  | 30kHz  | Peak       |
| 0.009MHz-0.090MHz | Average    | 10kHz  | 30kHz  | Average    |
| 0.090MHz-0.110MHz | Quasi-peak | 10kHz  | 30kHz  | Quasi-peak |
| 0.110MHz-0.490MHz | Peak       | 10kHz  | 30kHz  | Peak       |
| 0.110MHz-0.490MHz | Average    | 10kHz  | 30kHz  | Average    |
| 0.490MHz -30MHz   | Quasi-peak | 10kHz  | 30kHz  | Quasi-peak |
| 30MHz-1GHz        | Quasi-peak | 120kHz | 300kHz | Quasi-peak |
| Above 1GHz        | Peak       | 1MHz   | 3MHz   | Peak       |
|                   | Peak       | 1MHz   | 10Hz   | Average    |

Test Procedure:

Below 1GHz test procedure as below:

a. The EUT was placed on the top of a rotating table 0.8 meters above the ground at a 3 meter semi-anechoic chamber. The table was rotated 360 degrees to determine the position of the highest radiation.

b. The EUT was set 3 meters away from the interference-receiving antenna, which was mounted on the top of a variable-height antenna tower.

c. The antenna height is varied from one meter to four meters above the ground to determine the maximum value of the field strength. Both horizontal and vertical polarizations of the antenna are set to make the measurement.

d. For each suspected emission, the EUT was arranged to its worst case and then the antenna was tuned to heights from 1 meter to 4 meters (for the test frequency of below 30MHz, the antenna was tuned to heights 1 meter) and the rotatable was turned from 0 degrees to 360 degrees to find the maximum reading.

e. The test-receiver system was set to Peak Detect Function and Specified Bandwidth with Maximum Hold Mode.

f. If the emission level of the EUT in peak mode was 10dB lower than the limit specified, then testing could be stopped and the peak values of the EUT would be reported. Otherwise the emissions that did not have 10dB margin would be re-tested one by one using peak, quasi-peak or average method as specified and then reported in a data sheet.

Above 1GHz test procedure as below:

g. Different between above is the test site, change from Semi- Anechoic Chamber to fully Anechoic Chamber and change form table 0.8 meter to 1.5 meter( Above 18GHz the distance is 1 meter and table is 1.5 meter)..

h. Test the EUT in the lowest channel ,the middle channel ,the Highest channel

i. The radiation measurements are performed in X, Y, Z axis positioning for Transmitting mode, and found the X axis positioning which it is worse case.

j. Repeat above procedures until all frequencies measured was complete.

Limit:

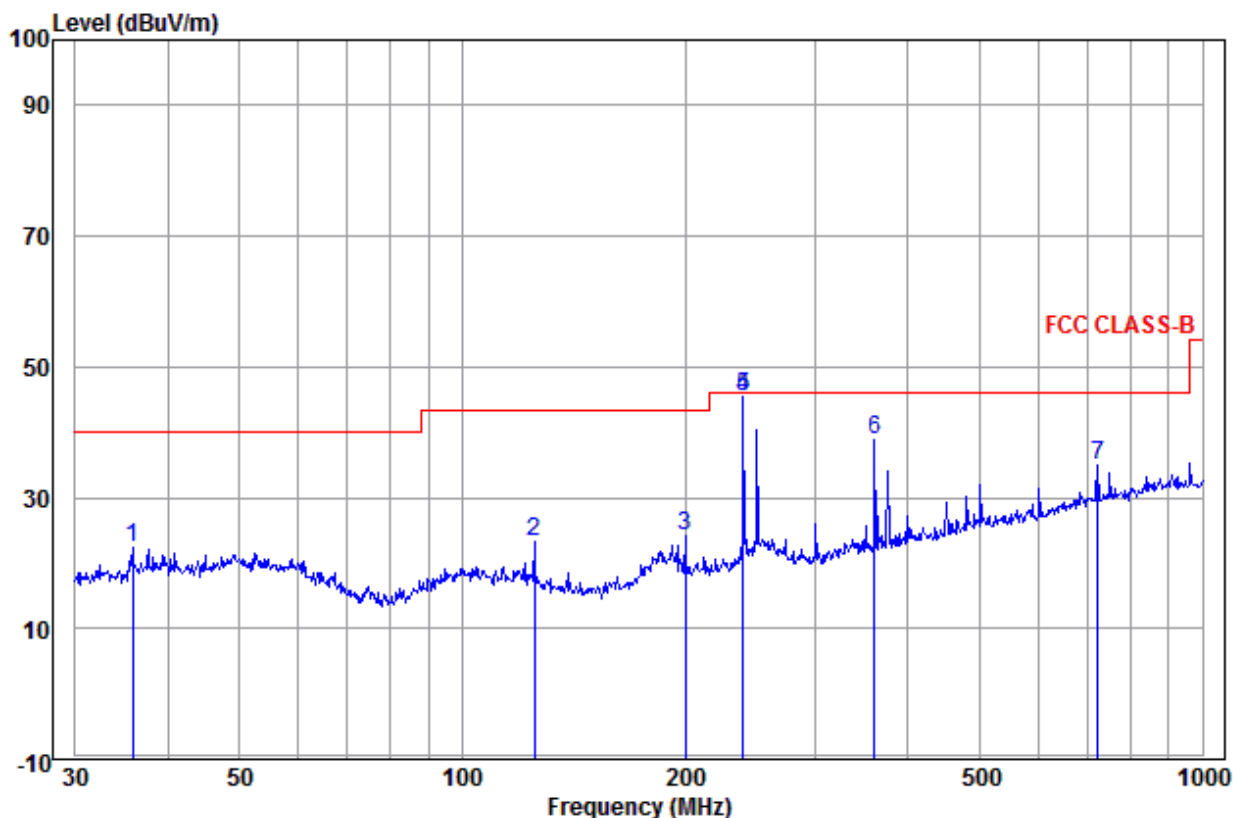
|                   |                                  |                |            |                          |
|-------------------|----------------------------------|----------------|------------|--------------------------|
| Frequency         | Field strength (microvolt/meter) | Limit (dBμV/m) | Remark     | Measurement distance (m) |
| 0.009MHz-0.490MHz | 2400/F(kHz)                      | -              | -          | 300                      |
| 0.490MHz-1.705MHz | 24000/F(kHz)                     | -              | -          | 30                       |
| 1.705MHz-30MHz    | 30                               | -              | -          | 30                       |
| 30MHz-88MHz       | 100                              | 40.0           | Quasi-peak | 3                        |
| 88MHz-216MHz      | 150                              | 43.5           | Quasi-peak | 3                        |
| 216MHz-960MHz     | 200                              | 46.0           | Quasi-peak | 3                        |
| 960MHz-1GHz       | 500                              | 54.0           | Quasi-peak | 3                        |
| Above 1GHz        | 500                              | 54.0           | Average    | 3                        |

Note: 15.35(b), Unless otherwise specified, the limit on peak radio frequency emissions is 20dB above the maximum permitted average emission limit applicable to the equipment under test. This peak limit applies to the total peak emission level radiated by the device.

**Radiated Spurious Emissions test Data:**  
**Radiated Emission below 1GHz**

30MHz~1GHz (QP)

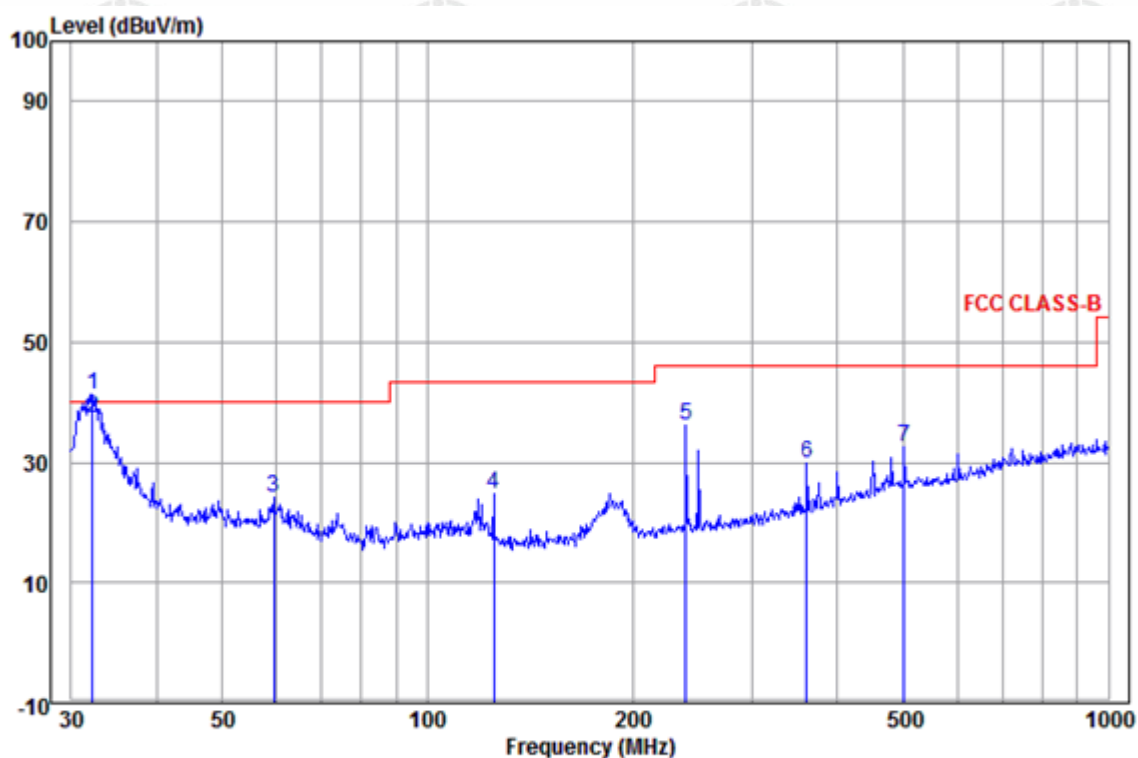
|            |              |            |
|------------|--------------|------------|
| Test mode: | Transmitting | Horizontal |
|------------|--------------|------------|



|      | Ant<br>Freq | Cable<br>Factor | Read<br>Loss | Level<br>Level | Limit<br>Line | Over<br>Limit | Pol/Phase | Remark        |
|------|-------------|-----------------|--------------|----------------|---------------|---------------|-----------|---------------|
|      | MHz         | dB/m            | dB           | dBuV           | dBuV/m        | dBuV/m        | dB        |               |
| 1    | 35.875      | 13.56           | 0.78         | 8.16           | 22.50         | 40.00         | -17.50    | Horizontal    |
| 2    | 125.007     | 11.27           | 1.58         | 10.35          | 23.20         | 43.50         | -20.30    | Horizontal    |
| 3    | 199.986     | 11.60           | 2.21         | 10.47          | 24.28         | 43.50         | -19.22    | Horizontal    |
| 4 pp | 239.987     | 12.25           | 2.32         | 30.88          | 45.45         | 46.00         | -0.55     | Horizontal    |
| 5 qp | 239.987     | 12.25           | 2.32         | 30.81          | 45.38         | 46.00         | -0.62     | Horizontal QP |
| 6    | 360.448     | 15.13           | 2.73         | 20.91          | 38.77         | 46.00         | -7.23     | Horizontal    |
| 7    | 721.726     | 20.83           | 3.94         | 10.23          | 35.00         | 46.00         | -11.00    | Horizontal    |



|            |              |          |
|------------|--------------|----------|
| Test mode: | Transmitting | Vertical |
|------------|--------------|----------|



|      | Ant Freq | Cable Factor | Cable Loss | Read Level | Limit Level | Over Limit | Pol/Phase | Remark        |
|------|----------|--------------|------------|------------|-------------|------------|-----------|---------------|
|      | MHz      | dB/m         | dB         | dBuV       | dBuV/m      | dBuV/m     | dB        |               |
| 2 qp | 32.179   | 12.91        | 1.03       | 23.30      | 37.24       | 40.00      | -2.76     | Horizontal QP |
| 3    | 59.441   | 13.87        | 1.43       | 8.88       | 24.18       | 40.00      | -15.82    | Vertical      |
| 4    | 125.007  | 11.27        | 1.58       | 11.90      | 24.75       | 43.50      | -18.75    | Vertical      |
| 5    | 239.987  | 12.25        | 2.32       | 21.64      | 36.21       | 46.00      | -9.79     | Vertical      |
| 6    | 360.448  | 15.13        | 2.73       | 12.15      | 30.01       | 46.00      | -15.99    | Vertical      |
| 7    | 501.179  | 18.40        | 3.13       | 11.16      | 32.69       | 46.00      | -13.31    | Vertical      |

**Transmitter Emission above 1GHz**

| Test mode: 802.11b(11Mbps) |                       |                 | Test Frequency: 2412MHz |                   |                | Remark: Peak   |                 |        |                 |
|----------------------------|-----------------------|-----------------|-------------------------|-------------------|----------------|----------------|-----------------|--------|-----------------|
| Frequency (MHz)            | Antenna Factor (dB/m) | Cable Loss (dB) | Preamplifier Gain (dB)  | Read Level (dBμV) | Level (dBμV/m) | Limit (dBμV/m) | Over Limit (dB) | Result | Antenna Polaxis |
| 1659.574                   | 31.16                 | 2.97            | 34.54                   | 50.34             | 49.93          | 74.00          | -24.07          | Pass   | Horizontal      |
| 3018.502                   | 33.58                 | 5.62            | 34.50                   | 45.85             | 50.55          | 74.00          | -23.45          | Pass   | Horizontal      |
| 3766.785                   | 32.97                 | 5.48            | 34.58                   | 45.45             | 49.32          | 74.00          | -24.68          | Pass   | Horizontal      |
| 4824.000                   | 34.73                 | 5.10            | 34.35                   | 42.58             | 48.06          | 74.00          | -25.94          | Pass   | Horizontal      |
| 7236.000                   | 36.42                 | 6.69            | 34.90                   | 38.59             | 46.80          | 74.00          | -27.20          | Pass   | Horizontal      |
| 9134.575                   | 37.35                 | 8.13            | 35.17                   | 38.98             | 49.29          | 74.00          | -24.71          | Pass   | Horizontal      |
| 1659.574                   | 31.16                 | 2.97            | 34.54                   | 52.06             | 51.65          | 74.00          | -22.35          | Pass   | Vertical        |
| 2995.538                   | 33.59                 | 5.61            | 34.50                   | 46.86             | 51.56          | 74.00          | -22.44          | Pass   | Vertical        |
| 3216.838                   | 33.41                 | 5.58            | 34.52                   | 46.27             | 50.74          | 74.00          | -23.26          | Pass   | Vertical        |
| 4821.757                   | 34.73                 | 5.11            | 34.35                   | 45.76             | 51.25          | 74.00          | -22.75          | Pass   | Vertical        |
| 6267.190                   | 36.04                 | 7.16            | 34.47                   | 43.24             | 51.97          | 74.00          | -22.03          | Pass   | Vertical        |
| 7282.792                   | 36.43                 | 6.73            | 34.90                   | 44.67             | 52.93          | 74.00          | -21.07          | Pass   | Vertical        |

| Test mode: 802.11b(11Mbps) |                       |                 | Test Frequency: 2437MHz |                   |                | Remark: Peak   |                 |        |                 |
|----------------------------|-----------------------|-----------------|-------------------------|-------------------|----------------|----------------|-----------------|--------|-----------------|
| Frequency (MHz)            | Antenna Factor (dB/m) | Cable Loss (dB) | Preamplifier Gain (dB)  | Read Level (dBμV) | Level (dBμV/m) | Limit (dBμV/m) | Over Limit (dB) | Result | Antenna Polaxis |
| 1759.638                   | 31.33                 | 3.05            | 34.47                   | 52.06             | 51.97          | 74.00          | -22.03          | Pass   | Horizontal      |
| 3003.173                   | 33.60                 | 5.62            | 34.50                   | 47.95             | 52.67          | 74.00          | -21.33          | Pass   | Horizontal      |
| 4871.103                   | 34.83                 | 5.09            | 34.34                   | 42.63             | 48.21          | 74.00          | -25.79          | Pass   | Horizontal      |
| 5791.646                   | 35.74                 | 6.97            | 34.30                   | 42.57             | 50.98          | 74.00          | -23.02          | Pass   | Horizontal      |
| 7319.964                   | 36.43                 | 6.77            | 34.90                   | 39.46             | 47.76          | 74.00          | -26.24          | Pass   | Horizontal      |
| 9088.188                   | 37.30                 | 8.17            | 35.18                   | 42.05             | 52.34          | 74.00          | -21.66          | Pass   | Horizontal      |
| 1545.405                   | 30.96                 | 2.87            | 34.63                   | 50.44             | 49.64          | 74.00          | -24.36          | Pass   | Vertical        |
| 1759.638                   | 31.33                 | 3.05            | 34.47                   | 51.70             | 51.61          | 74.00          | -22.39          | Pass   | Vertical        |
| 2995.538                   | 33.59                 | 5.61            | 34.50                   | 47.79             | 52.49          | 74.00          | -21.51          | Pass   | Vertical        |
| 4871.103                   | 34.83                 | 5.09            | 34.34                   | 40.32             | 45.90          | 74.00          | -28.10          | Pass   | Vertical        |
| 7301.355                   | 36.43                 | 6.75            | 34.90                   | 40.96             | 49.24          | 74.00          | -24.76          | Pass   | Vertical        |
| 7941.185                   | 36.49                 | 7.31            | 34.90                   | 42.72             | 51.62          | 74.00          | -22.38          | Pass   | Vertical        |

| Test mode: 802.11b(11Mbps) |                       |                 | Test Frequency: 2462MHz |                   |                | Remark: Peak   |                 |        |                 |
|----------------------------|-----------------------|-----------------|-------------------------|-------------------|----------------|----------------|-----------------|--------|-----------------|
| Frequency (MHz)            | Antenna Factor (dB/m) | Cable Loss (dB) | Preamplifier Gain (dB)  | Read Level (dBμV) | Level (dBμV/m) | Limit (dBμV/m) | Over Limit (dB) | Result | Antenna Polaxis |
| 1746.251                   | 31.31                 | 3.04            | 34.48                   | 49.73             | 49.60          | 74.00          | -24.40          | Pass   | Horizontal      |
| 2995.538                   | 33.59                 | 5.61            | 34.50                   | 48.15             | 52.85          | 74.00          | -21.15          | Pass   | Horizontal      |
| 4933.497                   | 34.96                 | 5.06            | 34.32                   | 40.53             | 46.23          | 74.00          | -27.77          | Pass   | Horizontal      |
| 6461.583                   | 36.14                 | 6.97            | 34.59                   | 42.91             | 51.43          | 74.00          | -22.57          | Pass   | Horizontal      |
| 7394.878                   | 36.44                 | 6.84            | 34.90                   | 41.31             | 49.69          | 74.00          | -24.31          | Pass   | Horizontal      |
| 9251.580                   | 37.49                 | 8.03            | 35.15                   | 41.38             | 51.75          | 74.00          | -22.25          | Pass   | Horizontal      |
| 1676.558                   | 31.19                 | 2.98            | 34.53                   | 52.36             | 52.00          | 74.00          | -22.00          | Pass   | Vertical        |
| 1953.211                   | 31.63                 | 3.20            | 34.33                   | 50.94             | 51.44          | 74.00          | -22.56          | Pass   | Vertical        |
| 2995.538                   | 33.59                 | 5.61            | 34.50                   | 47.95             | 52.65          | 74.00          | -21.35          | Pass   | Vertical        |
| 3283.018                   | 33.35                 | 5.56            | 34.53                   | 47.77             | 52.15          | 74.00          | -21.85          | Pass   | Vertical        |
| 4920.955                   | 34.94                 | 5.07            | 34.32                   | 44.46             | 50.15          | 74.00          | -23.85          | Pass   | Vertical        |
| 7394.878                   | 36.44                 | 6.84            | 34.90                   | 40.24             | 48.62          | 74.00          | -25.38          | Pass   | Vertical        |

| Test mode: 802.11g(6Mbps) |                       |                 | Test Frequency: 2412MHz |                   |                | Remark: Peak   |                 |        |                 |
|---------------------------|-----------------------|-----------------|-------------------------|-------------------|----------------|----------------|-----------------|--------|-----------------|
| Frequency (MHz)           | Antenna Factor (dB/m) | Cable Loss (dB) | Preamplifier Gain (dB)  | Read Level (dBμV) | Level (dBμV/m) | Limit (dBμV/m) | Over Limit (dB) | Result | Antenna Polaxis |
| 1759.638                  | 31.33                 | 3.05            | 34.47                   | 51.87             | 51.78          | 74.00          | -22.22          | Pass   | Horizontal      |
| 3003.173                  | 33.60                 | 5.62            | 34.50                   | 46.68             | 51.40          | 74.00          | -22.60          | Pass   | Horizontal      |
| 4821.757                  | 34.73                 | 5.11            | 34.35                   | 39.89             | 45.38          | 74.00          | -28.62          | Pass   | Horizontal      |
| 6678.987                  | 36.25                 | 6.76            | 34.72                   | 42.92             | 51.21          | 74.00          | -22.79          | Pass   | Horizontal      |
| 7227.389                  | 36.42                 | 6.68            | 34.90                   | 36.90             | 45.10          | 74.00          | -28.90          | Pass   | Horizontal      |
| 9275.160                  | 37.51                 | 8.01            | 35.14                   | 40.21             | 50.59          | 74.00          | -23.41          | Pass   | Horizontal      |
| 1659.574                  | 31.16                 | 2.97            | 34.54                   | 49.30             | 48.89          | 74.00          | -25.11          | Pass   | Vertical        |
| 2995.538                  | 33.59                 | 5.61            | 34.50                   | 47.10             | 51.80          | 74.00          | -22.20          | Pass   | Vertical        |
| 4834.046                  | 34.75                 | 5.10            | 34.35                   | 40.96             | 46.46          | 74.00          | -27.54          | Pass   | Vertical        |
| 5880.782                  | 35.81                 | 7.17            | 34.30                   | 42.97             | 51.65          | 74.00          | -22.35          | Pass   | Vertical        |
| 7338.621                  | 36.44                 | 6.78            | 34.90                   | 40.39             | 48.71          | 74.00          | -25.29          | Pass   | Vertical        |
| 9734.779                  | 38.02                 | 7.62            | 35.05                   | 40.42             | 51.01          | 74.00          | -22.99          | Pass   | Vertical        |

| Test mode: 802.11g(6Mbps) |                       |                 | Test Frequency: 2437MHz |                   |                | Remark: Peak   |                 |        |                 |
|---------------------------|-----------------------|-----------------|-------------------------|-------------------|----------------|----------------|-----------------|--------|-----------------|
| Frequency (MHz)           | Antenna Factor (dB/m) | Cable Loss (dB) | Preamplifier Gain (dB)  | Read Level (dBμV) | Level (dBμV/m) | Limit (dBμV/m) | Over Limit (dB) | Result | Antenna Polaxis |
| 1655.354                  | 31.15                 | 2.97            | 34.55                   | 51.65             | 51.22          | 74.00          | -22.78          | Pass   | Horizontal      |
| 1746.251                  | 31.31                 | 3.04            | 34.48                   | 50.41             | 50.28          | 74.00          | -23.72          | Pass   | Horizontal      |
| 2995.538                  | 33.59                 | 5.61            | 34.50                   | 47.46             | 52.16          | 74.00          | -21.84          | Pass   | Horizontal      |
| 4871.103                  | 34.83                 | 5.09            | 34.34                   | 41.85             | 47.43          | 74.00          | -26.57          | Pass   | Horizontal      |
| 7319.964                  | 36.43                 | 6.77            | 34.90                   | 41.47             | 49.77          | 74.00          | -24.23          | Pass   | Horizontal      |
| 8484.545                  | 36.85                 | 7.80            | 35.05                   | 42.43             | 52.03          | 74.00          | -21.97          | Pass   | Horizontal      |
| 1655.354                  | 31.15                 | 2.97            | 34.55                   | 52.39             | 51.96          | 74.00          | -22.04          | Pass   | Vertical        |
| 1759.638                  | 31.33                 | 3.05            | 34.47                   | 52.39             | 52.30          | 74.00          | -21.70          | Pass   | Vertical        |
| 2995.538                  | 33.59                 | 5.61            | 34.50                   | 46.62             | 51.32          | 74.00          | -22.68          | Pass   | Vertical        |
| 4883.519                  | 34.86                 | 5.08            | 34.33                   | 40.95             | 46.56          | 74.00          | -27.44          | Pass   | Vertical        |
| 7319.964                  | 36.43                 | 6.77            | 34.90                   | 40.50             | 48.80          | 74.00          | -25.20          | Pass   | Vertical        |
| 9490.104                  | 37.75                 | 7.83            | 35.10                   | 41.04             | 51.52          | 74.00          | -22.48          | Pass   | Vertical        |

| Test mode: 802.11g(6Mbps) |                       |                 | Test Frequency: 2462MHz |                   |                | Remark: Peak   |                 |        |                 |
|---------------------------|-----------------------|-----------------|-------------------------|-------------------|----------------|----------------|-----------------|--------|-----------------|
| Frequency (MHz)           | Antenna Factor (dB/m) | Cable Loss (dB) | Preamplifier Gain (dB)  | Read Level (dBμV) | Level (dBμV/m) | Limit (dBμV/m) | Over Limit (dB) | Result | Antenna Polaxis |
| 1659.574                  | 31.16                 | 2.97            | 34.54                   | 52.90             | 52.49          | 74.00          | -21.51          | Pass   | Horizontal      |
| 1764.123                  | 31.34                 | 3.05            | 34.46                   | 52.33             | 52.26          | 74.00          | -21.74          | Pass   | Horizontal      |
| 2995.538                  | 33.59                 | 5.61            | 34.50                   | 47.17             | 51.87          | 74.00          | -22.13          | Pass   | Horizontal      |
| 4920.955                  | 34.94                 | 5.07            | 34.32                   | 41.79             | 47.48          | 74.00          | -26.52          | Pass   | Horizontal      |
| 7394.878                  | 36.44                 | 6.84            | 34.90                   | 38.76             | 47.14          | 74.00          | -26.86          | Pass   | Horizontal      |
| 8484.545                  | 36.85                 | 7.80            | 35.05                   | 41.32             | 50.92          | 74.00          | -23.08          | Pass   | Horizontal      |
| 1764.123                  | 31.34                 | 3.05            | 34.46                   | 52.06             | 51.99          | 74.00          | -22.01          | Pass   | Vertical        |
| 2995.538                  | 33.59                 | 5.61            | 34.50                   | 46.94             | 51.64          | 74.00          | -22.36          | Pass   | Vertical        |
| 3283.018                  | 33.35                 | 5.56            | 34.53                   | 47.31             | 51.69          | 74.00          | -22.31          | Pass   | Vertical        |
| 4920.955                  | 34.94                 | 5.07            | 34.32                   | 43.06             | 48.75          | 74.00          | -25.25          | Pass   | Vertical        |
| 7394.878                  | 36.44                 | 6.84            | 34.90                   | 39.25             | 47.63          | 74.00          | -26.37          | Pass   | Vertical        |
| 10560.940                 | 38.87                 | 7.47            | 34.48                   | 38.64             | 50.50          | 74.00          | -23.50          | Pass   | Vertical        |



| Test mode: 802.11n(HT20)(6.5Mbps) |                       |                 |                        | Test Frequency: 2412MHz |                |                | Remark: Peak    |        |                 |
|-----------------------------------|-----------------------|-----------------|------------------------|-------------------------|----------------|----------------|-----------------|--------|-----------------|
| Frequency (MHz)                   | Antenna Factor (dB/m) | Cable Loss (dB) | Preamplifier Gain (dB) | Read Level (dBμV)       | Level (dBμV/m) | Limit (dBμV/m) | Over Limit (dB) | Result | Antenna Polaxis |
| 1746.251                          | 31.31                 | 3.04            | 34.48                  | 52.42                   | 52.29          | 74.00          | -21.71          | Pass   | Horizontal      |
| 3003.173                          | 33.60                 | 5.62            | 34.50                  | 47.28                   | 52.00          | 74.00          | -22.00          | Pass   | Horizontal      |
| 4213.211                          | 33.34                 | 5.35            | 34.53                  | 43.91                   | 48.07          | 74.00          | -25.93          | Pass   | Horizontal      |
| 4821.757                          | 34.73                 | 5.11            | 34.35                  | 40.81                   | 46.30          | 74.00          | -27.70          | Pass   | Horizontal      |
| 7245.810                          | 36.43                 | 6.70            | 34.90                  | 38.59                   | 46.82          | 74.00          | -27.18          | Pass   | Horizontal      |
| 9660.722                          | 37.94                 | 7.69            | 35.07                  | 38.86                   | 49.42          | 74.00          | -24.58          | Pass   | Horizontal      |
| 1764.123                          | 31.34                 | 3.05            | 34.46                  | 50.97                   | 50.90          | 74.00          | -23.10          | Pass   | Vertical        |
| 2995.538                          | 33.59                 | 5.61            | 34.50                  | 47.20                   | 51.90          | 74.00          | -22.10          | Pass   | Vertical        |
| 3216.838                          | 33.41                 | 5.58            | 34.52                  | 45.89                   | 50.36          | 74.00          | -23.64          | Pass   | Vertical        |
| 4821.757                          | 34.73                 | 5.11            | 34.35                  | 40.92                   | 46.41          | 74.00          | -27.59          | Pass   | Vertical        |
| 7245.810                          | 36.43                 | 6.70            | 34.90                  | 40.64                   | 48.87          | 74.00          | -25.13          | Pass   | Vertical        |
| 8334.700                          | 36.74                 | 7.67            | 35.00                  | 41.82                   | 51.23          | 74.00          | -22.77          | Pass   | Vertical        |

| Test mode: 802.11n(HT20)(6.5Mbps) |                       |                 |                        | Test Frequency: 2437MHz |                |                | Remark: Peak    |        |                 |
|-----------------------------------|-----------------------|-----------------|------------------------|-------------------------|----------------|----------------|-----------------|--------|-----------------|
| Frequency (MHz)                   | Antenna Factor (dB/m) | Cable Loss (dB) | Preamplifier Gain (dB) | Read Level (dBμV)       | Level (dBμV/m) | Limit (dBμV/m) | Over Limit (dB) | Result | Antenna Polaxis |
| 1541.476                          | 30.95                 | 2.87            | 34.64                  | 52.71                   | 51.89          | 74.00          | -22.11          | Pass   | Horizontal      |
| 1663.803                          | 31.17                 | 2.97            | 34.54                  | 51.77                   | 51.37          | 74.00          | -22.63          | Pass   | Horizontal      |
| 1746.251                          | 31.31                 | 3.04            | 34.48                  | 51.66                   | 51.53          | 74.00          | -22.47          | Pass   | Horizontal      |
| 4883.519                          | 34.86                 | 5.08            | 34.33                  | 42.08                   | 47.69          | 74.00          | -26.31          | Pass   | Horizontal      |
| 7319.964                          | 36.43                 | 6.77            | 34.90                  | 39.02                   | 47.32          | 74.00          | -26.68          | Pass   | Horizontal      |
| 9587.228                          | 37.86                 | 7.75            | 35.08                  | 40.74                   | 51.27          | 74.00          | -22.73          | Pass   | Horizontal      |
| 1659.574                          | 31.16                 | 2.97            | 34.54                  | 49.48                   | 49.07          | 74.00          | -24.93          | Pass   | Vertical        |
| 1764.123                          | 31.34                 | 3.05            | 34.46                  | 47.75                   | 47.68          | 74.00          | -26.32          | Pass   | Vertical        |
| 2995.538                          | 33.59                 | 5.61            | 34.50                  | 47.43                   | 52.13          | 74.00          | -21.87          | Pass   | Vertical        |
| 3249.760                          | 33.38                 | 5.57            | 34.53                  | 47.15                   | 51.57          | 74.00          | -22.43          | Pass   | Vertical        |
| 4871.103                          | 34.83                 | 5.09            | 34.34                  | 42.19                   | 47.77          | 74.00          | -26.23          | Pass   | Vertical        |
| 7319.964                          | 36.43                 | 6.77            | 34.90                  | 36.42                   | 44.72          | 74.00          | -29.28          | Pass   | Vertical        |

| Test mode: 802.11n(HT20)(6.5Mbps) |                       |                 |                        | Test Frequency: 2462MHz |                |                | Remark: Peak    |        |                 |
|-----------------------------------|-----------------------|-----------------|------------------------|-------------------------|----------------|----------------|-----------------|--------|-----------------|
| Frequency (MHz)                   | Antenna Factor (dB/m) | Cable Loss (dB) | Preamplifier Gain (dB) | Read Level (dBμV)       | Level (dBμV/m) | Limit (dBμV/m) | Over Limit (dB) | Result | Antenna Polaxis |
| 1541.476                          | 30.95                 | 2.87            | 34.64                  | 50.79                   | 49.97          | 74.00          | -24.03          | Pass   | Horizontal      |
| 1746.251                          | 31.31                 | 3.04            | 34.48                  | 51.12                   | 50.99          | 74.00          | -23.01          | Pass   | Horizontal      |
| 3003.173                          | 33.60                 | 5.62            | 34.50                  | 47.89                   | 52.61          | 74.00          | -21.39          | Pass   | Horizontal      |
| 4920.955                          | 34.94                 | 5.07            | 34.32                  | 41.27                   | 46.96          | 74.00          | -27.04          | Pass   | Horizontal      |
| 7099.747                          | 36.41                 | 6.56            | 34.90                  | 44.00                   | 52.07          | 74.00          | -21.93          | Pass   | Horizontal      |
| 7394.878                          | 36.44                 | 6.84            | 34.90                  | 42.14                   | 50.52          | 74.00          | -23.48          | Pass   | Horizontal      |
| 1668.044                          | 31.18                 | 2.98            | 34.54                  | 47.88                   | 47.50          | 74.00          | -26.50          | Pass   | Vertical        |
| 2995.538                          | 33.59                 | 5.61            | 34.50                  | 47.22                   | 51.92          | 74.00          | -22.08          | Pass   | Vertical        |
| 3283.018                          | 33.35                 | 5.56            | 34.53                  | 47.74                   | 52.12          | 74.00          | -21.88          | Pass   | Vertical        |
| 4933.497                          | 34.96                 | 5.06            | 34.32                  | 43.60                   | 49.30          | 74.00          | -24.70          | Pass   | Vertical        |
| 7394.878                          | 36.44                 | 6.84            | 34.90                  | 39.87                   | 48.25          | 74.00          | -25.75          | Pass   | Vertical        |
| 9298.801                          | 37.54                 | 7.99            | 35.14                  | 40.29                   | 50.68          | 74.00          | -23.32          | Pass   | Vertical        |

| Test mode: 802.11n(HT40)(13.5Mbps) |                       |                 |                        | Test Frequency: 2422MHz |                |                | Remark: Peak    |        |                 |
|------------------------------------|-----------------------|-----------------|------------------------|-------------------------|----------------|----------------|-----------------|--------|-----------------|
| Frequency (MHz)                    | Antenna Factor (dB/m) | Cable Loss (dB) | Preamplifier Gain (dB) | Read Level (dBμV)       | Level (dBμV/m) | Limit (dBμV/m) | Over Limit (dB) | Result | Antenna Polaxis |
| 1597.401                           | 31.05                 | 2.92            | 34.59                  | 47.89                   | 47.27          | 74.00          | -26.73          | Pass   | Horizontal      |
| 3003.173                           | 33.60                 | 5.62            | 34.50                  | 47.19                   | 51.91          | 74.00          | -22.09          | Pass   | Horizontal      |
| 4834.046                           | 34.75                 | 5.10            | 34.35                  | 41.06                   | 46.56          | 74.00          | -27.44          | Pass   | Horizontal      |
| 5806.408                           | 35.76                 | 7.00            | 34.30                  | 42.31                   | 50.77          | 74.00          | -23.23          | Pass   | Horizontal      |
| 7245.810                           | 36.43                 | 6.70            | 34.90                  | 40.38                   | 48.61          | 74.00          | -25.39          | Pass   | Horizontal      |
| 8250.266                           | 36.68                 | 7.59            | 34.98                  | 42.96                   | 52.25          | 74.00          | -21.75          | Pass   | Horizontal      |
| 1668.044                           | 31.18                 | 2.98            | 34.54                  | 47.50                   | 47.12          | 74.00          | -26.88          | Pass   | Vertical        |
| 2995.538                           | 33.59                 | 5.61            | 34.50                  | 47.10                   | 51.80          | 74.00          | -22.20          | Pass   | Vertical        |
| 3233.257                           | 33.39                 | 5.57            | 34.53                  | 46.12                   | 50.55          | 74.00          | -23.45          | Pass   | Vertical        |
| 4858.719                           | 34.80                 | 5.09            | 34.34                  | 41.06                   | 46.61          | 74.00          | -27.39          | Pass   | Vertical        |
| 7264.278                           | 36.43                 | 6.72            | 34.90                  | 41.31                   | 49.56          | 74.00          | -24.44          | Pass   | Vertical        |
| 9251.580                           | 37.49                 | 8.03            | 35.15                  | 41.02                   | 51.39          | 74.00          | -22.61          | Pass   | Vertical        |

| Test mode: 802.11n(HT40)(13.5Mbps) |                       |                 |                        | Test Frequency: 2437MHz |                |                | Remark: Peak    |        |                 |
|------------------------------------|-----------------------|-----------------|------------------------|-------------------------|----------------|----------------|-----------------|--------|-----------------|
| Frequency (MHz)                    | Antenna Factor (dB/m) | Cable Loss (dB) | Preamplifier Gain (dB) | Read Level (dBμV)       | Level (dBμV/m) | Limit (dBμV/m) | Over Limit (dB) | Result | Antenna Polaxis |
| 1663.803                           | 31.17                 | 2.97            | 34.54                  | 51.85                   | 51.45          | 74.00          | -22.55          | Pass   | Horizontal      |
| 2995.538                           | 33.59                 | 5.61            | 34.50                  | 48.18                   | 52.88          | 74.00          | -21.12          | Pass   | Horizontal      |
| 4858.719                           | 34.80                 | 5.09            | 34.34                  | 41.00                   | 46.55          | 74.00          | -27.45          | Pass   | Horizontal      |
| 6283.164                           | 36.05                 | 7.14            | 34.48                  | 42.59                   | 51.30          | 74.00          | -22.70          | Pass   | Horizontal      |
| 7451.566                           | 36.45                 | 6.89            | 34.90                  | 41.56                   | 50.00          | 74.00          | -24.00          | Pass   | Horizontal      |
| 9228.060                           | 37.46                 | 8.05            | 35.15                  | 41.90                   | 52.26          | 74.00          | -21.74          | Pass   | Horizontal      |
| 1028.397                           | 29.78                 | 2.30            | 35.16                  | 47.98                   | 44.90          | 74.00          | -29.10          | Pass   | Vertical        |
| 1668.044                           | 31.18                 | 2.98            | 34.54                  | 47.07                   | 46.69          | 74.00          | -27.31          | Pass   | Vertical        |
| 4874.000                           | 34.84                 | 5.09            | 34.33                  | 41.69                   | 47.29          | 74.00          | -26.71          | Pass   | Vertical        |
| 5703.861                           | 35.68                 | 6.77            | 34.30                  | 42.55                   | 50.70          | 74.00          | -23.30          | Pass   | Vertical        |
| 7311.000                           | 36.43                 | 6.76            | 34.90                  | 38.68                   | 46.97          | 74.00          | -27.03          | Pass   | Vertical        |
| 9748.000                           | 38.03                 | 7.61            | 35.05                  | 36.79                   | 47.38          | 74.00          | -26.62          | Pass   | Vertical        |

| Test mode: 802.11n(HT40)(13.5Mbps) |                       |                 |                        | Test Frequency: 2452MHz |                |                | Remark: Peak    |        |                 |
|------------------------------------|-----------------------|-----------------|------------------------|-------------------------|----------------|----------------|-----------------|--------|-----------------|
| Frequency (MHz)                    | Antenna Factor (dB/m) | Cable Loss (dB) | Preamplifier Gain (dB) | Read Level (dBμV)       | Level (dBμV/m) | Limit (dBμV/m) | Over Limit (dB) | Result | Antenna Polaxis |
| 1238.405                           | 30.32                 | 2.56            | 34.92                  | 48.07                   | 46.03          | 74.00          | -27.97          | Pass   | Horizontal      |
| 1672.296                           | 31.18                 | 2.98            | 34.53                  | 49.37                   | 49.00          | 74.00          | -25.00          | Pass   | Horizontal      |
| 4904.000                           | 34.90                 | 5.07            | 34.33                  | 40.54                   | 46.18          | 74.00          | -27.82          | Pass   | Horizontal      |
| 6063.190                           | 35.93                 | 7.36            | 34.34                  | 40.26                   | 49.21          | 74.00          | -24.79          | Pass   | Horizontal      |
| 7356.000                           | 36.44                 | 6.80            | 34.90                  | 36.88                   | 45.22          | 74.00          | -28.78          | Pass   | Horizontal      |
| 9808.000                           | 38.10                 | 7.56            | 35.04                  | 37.01                   | 47.63          | 74.00          | -26.37          | Pass   | Horizontal      |
| 1110.008                           | 30.00                 | 2.41            | 35.06                  | 48.86                   | 46.21          | 74.00          | -27.79          | Pass   | Vertical        |
| 1597.401                           | 31.05                 | 2.92            | 34.59                  | 47.05                   | 46.43          | 74.00          | -27.57          | Pass   | Vertical        |
| 4904.000                           | 34.90                 | 5.07            | 34.33                  | 41.45                   | 47.09          | 74.00          | -26.91          | Pass   | Vertical        |
| 5762.235                           | 35.72                 | 6.90            | 34.30                  | 42.46                   | 50.78          | 74.00          | -23.22          | Pass   | Vertical        |
| 7356.000                           | 36.44                 | 6.80            | 34.90                  | 37.27                   | 45.61          | 74.00          | -28.39          | Pass   | Vertical        |
| 9808.000                           | 38.10                 | 7.56            | 35.04                  | 35.91                   | 46.53          | 74.00          | -27.47          | Pass   | Vertical        |

Note:

1) Through Pre-scan transmitting mode with all kind of modulation and data rate, find the 11Mbps of rate is the worst case of 802.11b; 6Mbps of rate is the worst case of 802.11g; 6.5Mbps of rate is the worst case of 802.11n(HT20); 13.5Mbps of rate is the worst case of 802.11n(HT40), and then Only the worst case is recorded in the report.

2) The field strength is calculated by adding the Antenna Factor, Cable Factor & Preamplifier. The basic equation with a sample calculation is as follows:

Final Test Level = Receiver Reading - Correct Factor

Correct Factor = Preamplifier Factor - Antenna Factor - Cable Factor


3) Scan from 9kHz to 25GHz, the disturbance above 13GHz and below 30MHz was very low, and the above harmonics were the highest point could be found when testing, so only the above harmonics had been displayed. The amplitude of spurious emissions from the radiator which are attenuated more than 20dB below the limit need not be reported.

4) As shown in this section, for frequencies above 1GHz, the field strength limits are based on average limits. However, the peak field strength of any emission shall not exceed the maximum permitted average limits specified above by more than 20 dB under any condition of modulation. So, only the peak values are measured.




## PHOTOGRAPHS OF TEST SETUP

Test model No.: RP80-WUS



**Radiated spurious emission Test Setup-1(9kHz~30MHz)**




**Radiated spurious emission Test Setup-2(30- 1000MHz)**





**Radiated spurious emission Test Setup-3(Above 1GHz)**



**Conducted Emissions Test Setup**

# PHOTOGRAPHS OF EUT Constructional Details

Test model No.: RP80-WUS



View of Product-1



View of Product-2



View of Product-3



View of Product-4



View of Product-5




View of Product-6





View of Product-7




View of Product-8



View of Product-9




View of Product-10



View of Product-11




View of Product-12




View of Product-13




View of Product-14



View of Product-15



View of Product-16



View of Product-17




View of Product-18







View of Product-19




View of Product-20




View of Product-21



View of Product-22




View of Product-23




View of Product-24







View of Product-25




View of Product-26




View of Product-27



View of Product-28



View of Product-29




View of Product-30





View of Product-31



View of Product-32




View of Product-33



View of Product-34




View of Product-35




View of Product-36




View of Product-37



View of Product-38



View of Product-39



View of Product-40

\*\*\* End of Report \*\*\*

The test report is effective only with both signature and specialized stamp, The result(s) shown in this report refer only to the sample(s) tested. Without written approval of CTI, this report can't be reproduced except in full.