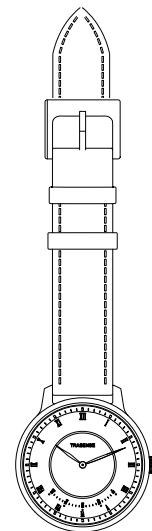


Product Manual

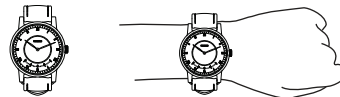
Model:QWAA0189



Welcome to use TRASENSE smart watch.

01

▼ Wear the watch



▼ APP Setup

Search TRASENSE on the APP Store or Google Play to Download and install it.

IOS adapter models

- iPhone 4S/5/5S/5C/6/6plus
- iPad3
- iPad mini
- iPad air
- iPod touch 5

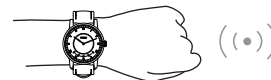
Android adapter models

- Nexus 4/5/7
- Samsung S3/S4/S5
- Samsung Note3/Note2
- And supports the most of other Android 4.3 models with bluetooth 4.0



▼ Connect watch and phone

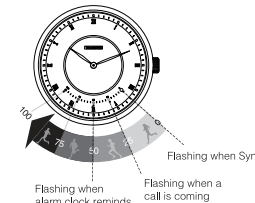
Turn on your watch "bluetooth", open the APP, according to the guide, input your personal information, click "lock", and search for watch. When the APP shows "double-click the glass to finish", you double click the surface of the watch, and then the watch lights flashing, watch vibration means the watch successfully SYNC with your phone.



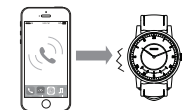
02

▼ Use watch

- ◆ There are 5 indicating LED lights on the watch surface. When 1 light shining, means you completed 25% of your goal. When 4 lights shining, means you completed 75% of your goal.

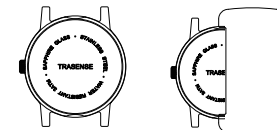


- ◆ Call reminder: The watch will vibrate if you don't answer the incoming call in a few seconds



▼ Replace battery

The watch standby time is more than 6 months, please replace the battery in time when it run out



03

▼ Attention

Before using this smart watch, you are advised to carefully read this note. For improper use or do not follow this manual shows that using the consequences, the manufacturer is not responsible for. Please read the following instructions carefully. Comply with these instructions! Note that all warnings!

- ◆ In addition to the replacement battery, please do not attempt to open the host. If the operation or improper handling, the product and battery material may affect human health or environmental pollution.
- ◆ Please do not interfere with the normal work of the smart watch.
- ◆ Please do not fall or collision with hard objects, otherwise may cause equipment damage of surface, loss of data or other hardware mutilation.
- ◆ Please do not use corrosive cleaner clean your smart watches.
- ◆ Please do not place smart watch in the dishwasher, washing machine or dryer.
- ◆ Please do not let smart watch exposed to extremely high or very low temperatures.
- ◆ Please do not let smart watch in direct sunlight for a long time.
- ◆ Please do not let the smart watch near open flame.
- ◆ Please do not put smart watch on fire, the battery might explode.
- ◆ This watch waterproof level for the life, do not use under the condition of hot water, and it should not be worn when bathing and swimming.
- ◆ Please do not attempt to disassemble the smart watches, its component can not repair.
- ◆ Please do not let children use it as a toy to play, small parts may cause asphyxia children.

04

NOTE: This equipment has been tested and found to comply with the limits for a Class B digital device, pursuant to part 15 of the FCC Rules. These limits are designed to provide reasonable protection against harmful interference in a residential installation. This equipment generates, uses and can radiate radio frequency energy and, if not installed and used in accordance with the instructions, may cause harmful interference to radio communications. However, there is no guarantee that interference will not occur in a particular installation. If this equipment does cause harmful interference to radio or television reception, which can be determined by turning the equipment off and on, the user is encouraged to try to correct the interference by one or more of the following measures:

- Reorient or relocate the receiving antenna.
- Increase the separation between the equipment and receiver.
- Connect the equipment into an outlet on a circuit different from that to which the receiver is connected.
- Consult the dealer or an experienced radio/TV technician for help.

This device complies with part 15 of the FCC rules. Operation is subject to the following two conditions:

- (1) this device may not cause harmful interference, and
- (2) this device must accept any interference received, including interference that may cause undesired operation.

Changes or modifications to this unit not expressly approved by the party responsible for compliance could void the user's authority to operate the equipment.