

Appendix 2

Photodocumentation

Description: Test setup in the anechoic chamber


Division:
Industry & Energy

Department: FG

Test report reference:
INE-AT/FG-21/153

Page: 8 of 13

Date: 06.07.2021



Appendix 2

Photodocumentation

Description: Test setup below 1 GHz


Division:
Industry & Energy

Department: FG

Test report reference:
INE-AT/FG-21/153

Page: 9 of 13

Date: 06.07.2021



Appendix 2

Photodocumentation

Description: Test setup above 1 GHz


Division:
Industry & Energy

Department: FG

Test report reference:
INE-AT/FG-21/153

Page: 10 of 13

Date: 06.07.2021



Appendix 2

Photodocumentation

Description: Test setup charging mode


Division:
Industry & Energy

Department: FG

Test report reference:
INE-AT/FG-21/153

Page: 11 of 13

Date: 06.07.2021



Appendix 2

Photodocumentation

Description: Test setup below 30 MHz


Division:
Industry & Energy

Department: FG

Test report reference:
INE-AT/FG-21/153

Page: 12 of 13

Date: 06.07.2021



Appendix 2

Photodocumentation

Description: Test setup below 30 MHz (charging)


Division:
Industry & Energy

Department: FG

Test report reference:
INE-AT/FG-21/153

Page: 13 of 13

Date: 06.07.2021



--- END OF TEST REPORT ---