

APPLICATION CERTIFICATION FCC Part 15C
On Behalf of
CLEVER BRIGHT INTERNATIONAL (H.K.) LTD.

COLOR CHANGING BLUETOOTH RECTANGLE SPEAKERS
Model No.: CB-335076, UB-SPB95-101, UB-SPB95-976, MI-SPB95-101

FCC ID: 2AD42-CB-335076

Prepared for : CLEVER BRIGHT INTERNATIONAL (H.K.) LTD.
Address : Rm 1701, Zhuoyue Building, Fuhua Yi Rd., Futian
Central Zone, Shenzhen, China.

Prepared by : ACCURATE TECHNOLOGY CO., LTD
Address : F1, Bldg. A, Chan Yuan New Material Port, Keyuan
Rd. Science & Industry Park, Nan Shan, Shenzhen,
Guangdong P.R. China

Tel: (0755) 26503290
Fax: (0755) 26503396

Report No. : ATE20160474
Date of Test : March 24, 2016
Date of Report : March 29, 2016

TABLE OF CONTENTS

Description	Page
Test Report Certification	
1. GENERAL INFORMATION	5
1.1. Description of Device (EUT).....	5
1.2. Accessory and Auxiliary Equipment.....	5
1.3. Description of Test Facility	6
1.4. Measurement Uncertainty.....	6
2. MEASURING DEVICE AND TEST EQUIPMENT	7
3. OPERATION OF EUT DURING TESTING	8
3.1. Operating Mode	8
3.2. Configuration and peripherals	8
4. TEST PROCEDURES AND RESULTS	9
5. 20DB BANDWIDTH TEST.....	10
5.1. Block Diagram of Test Setup.....	10
5.2. The Requirement For Section 15.247(a)(1).....	10
5.3. EUT Configuration on Measurement	10
5.4. Operating Condition of EUT	10
5.5. Test Procedure	10
5.6. Test Result	11
6. CARRIER FREQUENCY SEPARATION TEST.....	17
6.1. Block Diagram of Test Setup.....	17
6.2. The Requirement For Section 15.247(a)(1).....	17
6.3. EUT Configuration on Measurement	17
6.4. Operating Condition of EUT	17
6.5. Test Procedure	18
6.6. Test Result	18
7. NUMBER OF HOPPING FREQUENCY TEST	24
7.1. Block Diagram of Test Setup.....	24
7.2. The Requirement For Section 15.247(a)(1)(iii)	24
7.3. EUT Configuration on Measurement	24
7.4. Operating Condition of EUT	24
7.5. Test Procedure	24
7.6. Test Result	25
8. DWELL TIME TEST	27
8.1. Block Diagram of Test Setup.....	27
8.2. The Requirement For Section 15.247(a)(1)(iii).....	27
8.3. EUT Configuration on Measurement	27
8.4. Operating Condition of EUT	27
8.5. Test Procedure	27
8.6. Test Result	28
9. MAXIMUM PEAK OUTPUT POWER TEST	43
9.1. Block Diagram of Test Setup.....	43
9.2. The Requirement For Section 15.247(b)(1).....	43
9.3. EUT Configuration on Measurement	43
9.4. Operating Condition of EUT	43
9.5. Test Procedure	43

9.6.	Test Result	44
10.	RADIATED EMISSION TEST	50
10.1.	Block Diagram of Test Setup.....	50
10.2.	The Limit For Section 15.247(d)	51
10.3.	Restricted bands of operation	52
10.4.	Configuration of EUT on Measurement	52
10.5.	Test Procedure	53
10.6.	The Field Strength of Radiation Emission Measurement Results	53
11.	BAND EDGE COMPLIANCE TEST	66
11.1.	Block Diagram of Test Setup.....	66
11.2.	The Requirement For Section 15.247(d)	66
11.3.	EUT Configuration on Measurement	66
11.4.	Operating Condition of EUT	66
11.5.	Test Procedure	67
11.6.	Test Result	67
12.	AC POWER LINE CONDUCTED EMISSION FOR FCC PART 15 SECTION 15.207(A) ..	90
12.1.	Block Diagram of Test Setup.....	90
12.2.	Power Line Conducted Emission Measurement Limits.....	90
12.3.	Configuration of EUT on Measurement	90
12.4.	Operating Condition of EUT	90
12.5.	Test Procedure	91
12.6.	Power Line Conducted Emission Measurement Results	91
13.	ANTENNA REQUIREMENT.....	98
13.1.	The Requirement	98
13.2.	Antenna Construction	98

Test Report Certification

Applicant : CLEVER BRIGHT INTERNATIONAL (H.K.) LTD.
Manufacturer : CLEVER BRIGHT INTERNATIONAL (H.K.) LTD.
EUT Description : COLOR CHANGING BLUETOOTH RECTANGLE SPEAKERS
Model No. : CB-335076, UB-SPB95-101, UB-SPB95-976, MI-SPB95-101

Measurement Procedure Used:

FCC Rules and Regulations Part 15 Subpart C Section 15.247: 2015
ANSI C63.10: 2013


The device described above is tested by ACCURATE TECHNOLOGY CO. LTD to determine the maximum emission levels emanating from the device. The maximum emission levels are compared to the FCC Part 15 Subpart C Section 15.247 limits. The measurement results are contained in this test report and ACCURATE TECHNOLOGY CO. LTD is assumed full responsibility for the accuracy and completeness of these measurements. Also, this report shows that the Equipment Under Test (EUT) is to be technically compliant with the FCC requirements.

This report applies to above tested sample only. This report shall not be reproduced in part without written approval of ACCURATE TECHNOLOGY CO. LTD.

Date of Test : March 24, 2016

Date of Report: March 29, 2016

Prepared by :



(Bob Wang, Engineer)

Approved & Authorized Signer :



(Sean Liu, Manager)

1. GENERAL INFORMATION

1.1. Description of Device (EUT)

EUT	:	COLOR CHANGING BLUETOOTH RECTANGLE SPEAKERS
Model Number	:	CB-335076, UB-SPB95-101, UB-SPB95-976, MI-SPB95-101 (Note: We hereby state that these models are identical in interior structure, electrical circuits and components, and just model names are different for the marketing requirement. Therefore only model CB-335076 is tested for EMC tests.)
Bluetooth version	:	BT 3.0
Frequency Range	:	2402MHz-2480MHz
Number of Channels	:	79
Antenna Gain	:	0dBi
Antenna type	:	PCB Antenna
Power Supply	:	DC 3.7V & DC 5V(Power by USB port)
Modulation mode	:	GFSK, $\pi/4$ DQPSK, 8DPSK
Applicant	:	CLEVER BRIGHT INTERNATIONAL (H.K.) LTD.
Address	:	Rm 1701, Zhuoyue Building, Fuhua Yi Rd., Futian Central Zone, Shenzhen, China.
Manufacuter	:	CLEVER BRIGHT INTERNATIONAL (H.K.) LTD.
Address	:	Rm 1701, Zhuoyue Building, Fuhua Yi Rd., Futian Central Zone, Shenzhen, China.
Date of sample received	:	March 23, 2016
Date of Test	:	March 24, 2016

1.2. Accessory and Auxiliary Equipment

PC	Manufacturer: LENOVO
	M/N: 4290-RT8
	S/N: R9-FW93G 11/08

1.3. Description of Test Facility

EMC Lab : Accredited by TUV Rheinland Shenzhen

Listed by FCC
The Registration Number is 752051

Listed by Industry Canada
The Registration Number is 5077A-2

Accredited by China National Accreditation Committee
for Laboratories
The Certificate Registration Number is L3193

Name of Firm : ACCURATE TECHNOLOGY CO. LTD

Site Location : F1, Bldg. A, Changyuan New Material Port, Keyuan Rd.
Science & Industry Park, Nanshan, Shenzhen, Guangdong
P.R. China

1.4. Measurement Uncertainty

Conducted Emission Expanded Uncertainty = 2.23dB, k=2

Radiated emission expanded uncertainty
(9kHz-30MHz) = 3.08dB, k=2

Radiated emission expanded uncertainty
(30MHz-1000MHz) = 4.42dB, k=2

Radiated emission expanded uncertainty
(Above 1GHz) = 4.06dB, k=2

2. MEASURING DEVICE AND TEST EQUIPMENT

Table 1: List of Test and Measurement Equipment

Kind of equipment	Manufacturer	Type	S/N	Calibrated dates	Calibrated until
EMI Test Receiver	Rohde&Schwarz	ESCS30	100307	Jan. 9, 2016	Jan. 09, 2017
EMI Test Receiver	Rohde&Schwarz	ESPI3	101526/003	Jan. 9, 2016	Jan. 09, 2017
Spectrum Analyzer	Agilent	E7405A	MY45115511	Jan. 9, 2016	Jan. 09, 2017
Pre-Amplifier	Rohde&Schwarz	CBLU118354 0-01	3791	Jan. 9, 2016	Jan. 09, 2017
Loop Antenna	Schwarzbeck	FMZB1516	1516131	Jan. 14, 2016	Jan. 13, 2017
Bilog Antenna	Schwarzbeck	VULB9163	9163-323	Jan. 14, 2016	Jan. 13, 2017
Horn Antenna	Schwarzbeck	BBHA9120D	9120D-655	Jan. 14, 2016	Jan. 12, 2017
Horn Antenna	Schwarzbeck	BBHA9170	9170-359	Jan. 14, 2016	Jan. 13, 2017
LISN	Rohde&Schwarz	ESH3-Z5	100305	Jan. 9, 2016	Jan. 09, 2017
LISN	Schwarzbeck	NSLK8126	8126431	Jan. 9, 2016	Jan. 09, 2017
Highpass Filter	Wainwright Instruments	WHKX3.6/18 G-10SS	N/A	Jan. 9, 2016	Jan. 09, 2017
Band Reject Filter	Wainwright Instruments	WRCG2400/2 485-2375/2510 -60/11SS	N/A	Jan. 9, 2016	Jan. 09, 2017

3. OPERATION OF EUT DURING TESTING

3.1. Operating Mode

The mode is used: Transmitting mode

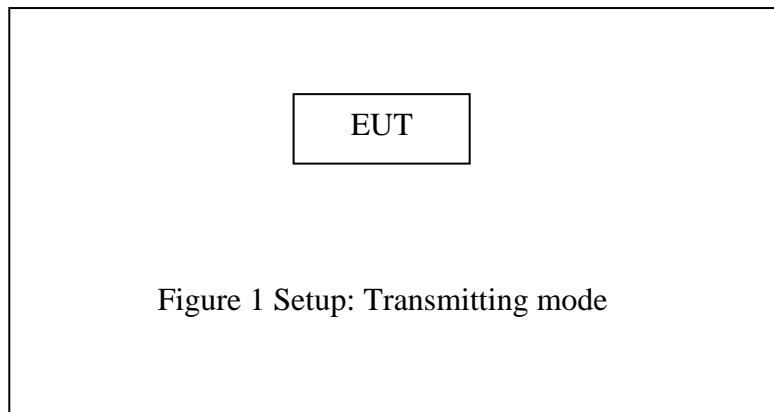
Low Channel: 2402MHz

Middle Channel: 2441MHz

High Channel: 2480MHz

Hopping

3.2. Configuration and peripherals



(EUT: COLOR CHANGING BLUETOOTH RECTANGLE SPEAKERS)

4. TEST PROCEDURES AND RESULTS

FCC Rules	Description of Test	Result
Section 15.207	Conducted Emission Test	Compliant
Section 15.247(a)(1)	20dB Bandwidth Test	Compliant
Section 15.247(a)(1)	Carrier Frequency Separation Test	Compliant
Section 15.247(a)(1)(iii)	Number Of Hopping Frequency Test	Compliant
Section 15.247(a)(1)(iii)	Dwell Time Test	Compliant
Section 15.247(b)(1)	Maximum Peak Output Power Test	Compliant
Section 15.247(d) Section 15.209	Radiated Emission Test	Compliant
Section 15.247(d)	Band Edge Compliance Test	Compliant
Section 15.203	Antenna Requirement	Compliant

5. 20DB BANDWIDTH TEST

5.1. Block Diagram of Test Setup



(EUT: COLOR CHANGING BLUETOOTH RECTANGLE SPEAKERS)

5.2. The Requirement For Section 15.247(a)(1)

Section 15.247(a)(1): Frequency hopping systems shall have hopping channel carrier frequencies separated by a minimum of 25 kHz or the 20 dB bandwidth of the hopping channel, whichever is greater.

5.3. EUT Configuration on Measurement

The equipment are installed on the emission measurement to meet the commission requirements and operating regulations in a manner which tends to maximize its emission characteristics in normal application.

5.4. Operating Condition of EUT

5.4.1. Setup the EUT and simulator as shown as Section 5.1.

5.4.2. Turn on the power of all equipment.

5.4.3. Let the EUT work in TX (Hopping off) modes measure it. The transmit frequency are 2402-2480MHz. We select 2402MHz, 2441MHz, and 2480MHz TX frequency to transmit.

5.5. Test Procedure

5.5.1. The transmitter output was connected to the spectrum analyzer through a low loss cable.

5.5.2. Set RBW of spectrum analyzer to 30 kHz and VBW to 100 kHz.

5.5.3. The 20dB bandwidth is defined as the total spectrum the power of which is higher than peak power minus 20dB.

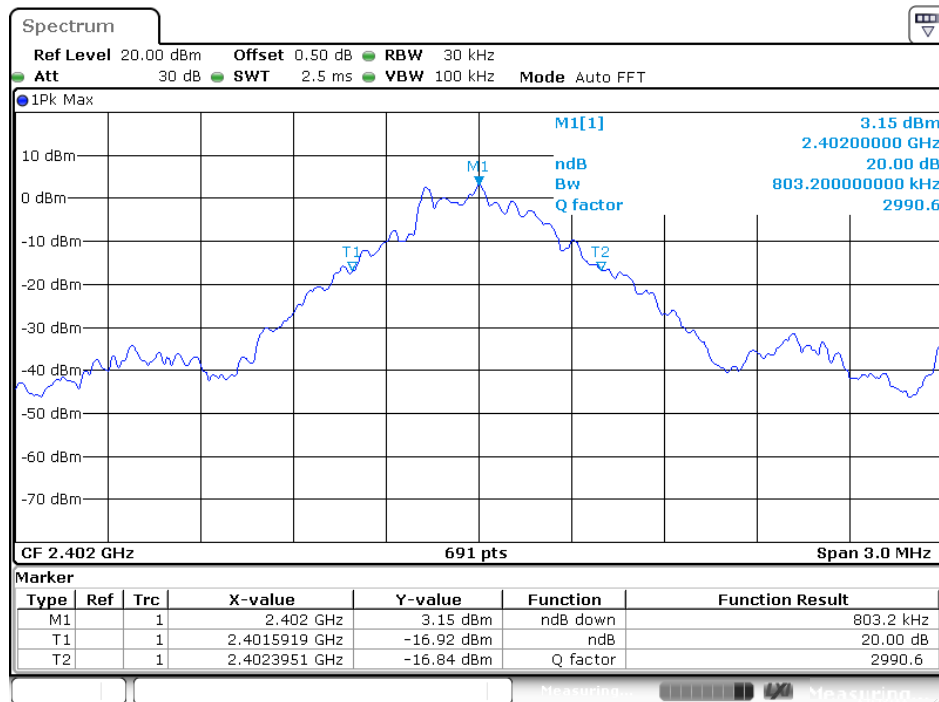
5.6. Test Result

Channel	Frequency (MHz)	GFSK 20dB Bandwidth (MHz)	$\Pi/4$ -DQPSK 20dB Bandwidth (MHz)	8DPSK 20dB Bandwidth (MHz)	Result
Low	2402	0.803	1.220	1.207	Pass
Middle	2441	0.803	1.220	1.207	Pass
High	2480	0.803	1.224	1.211	Pass

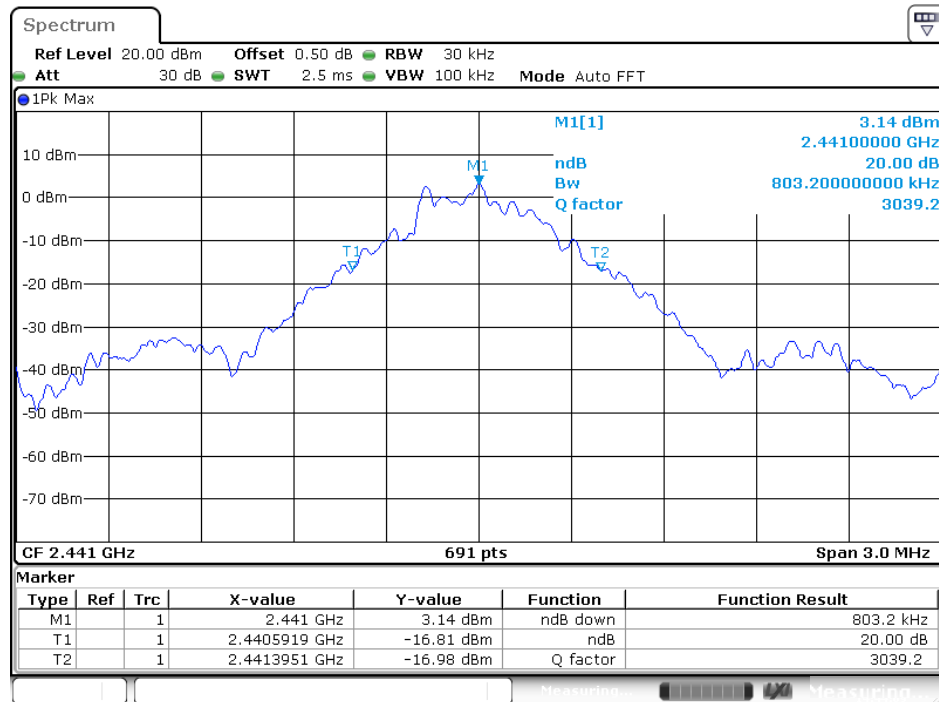
The spectrum analyzer plots are attached as below.

GFSK Mode

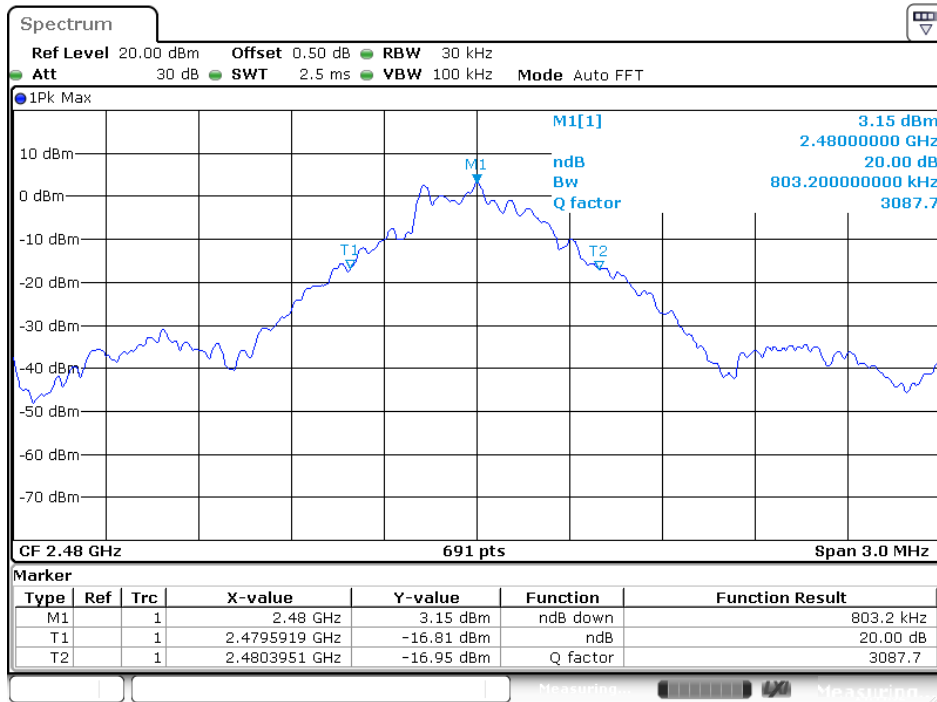
Low channel



Middle channel

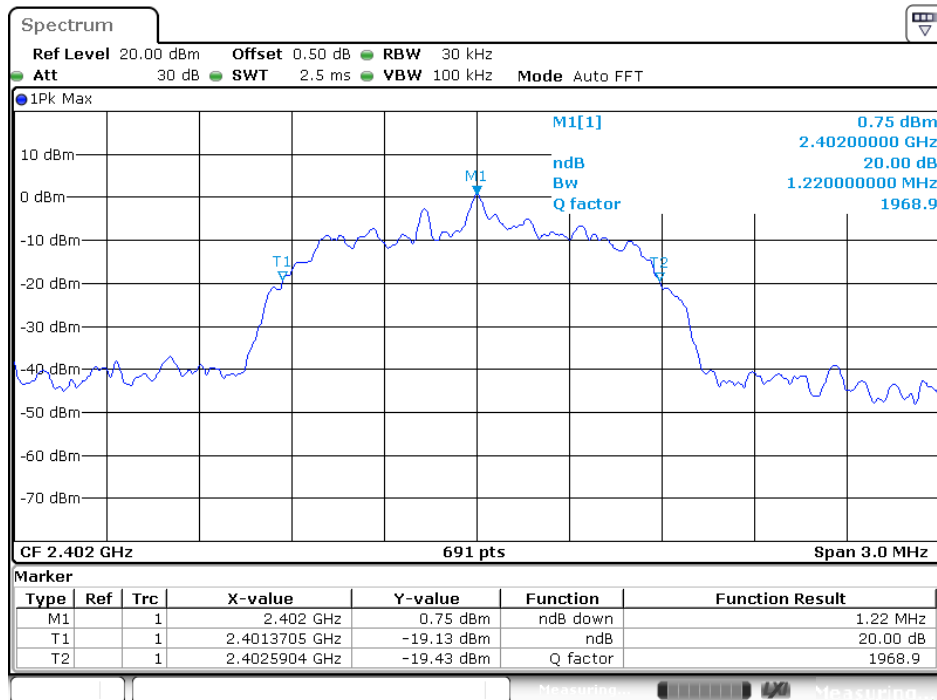


High channel

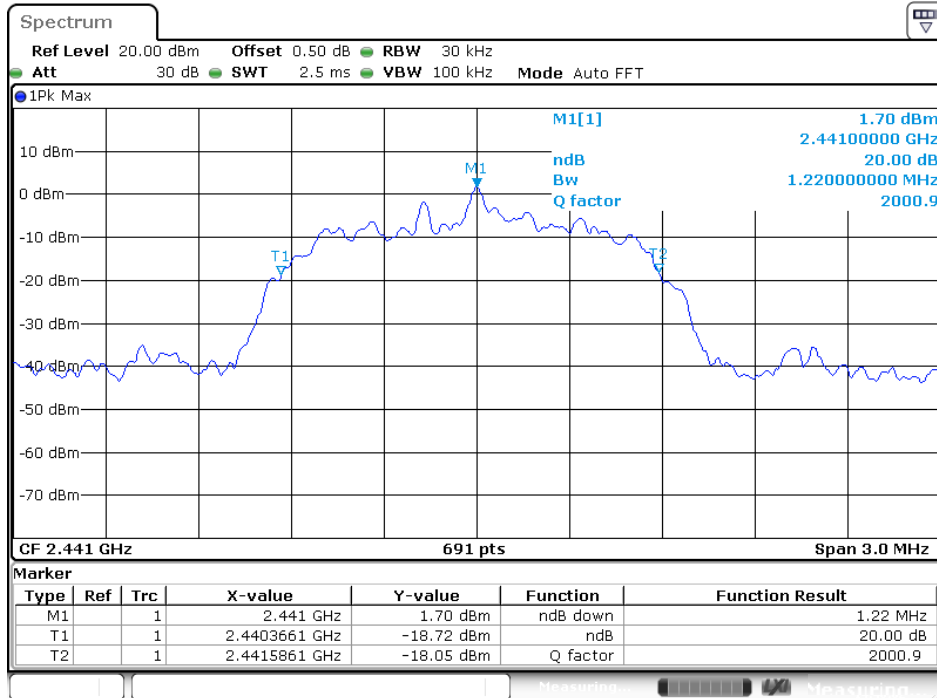


Π/4-DQPSK Mode

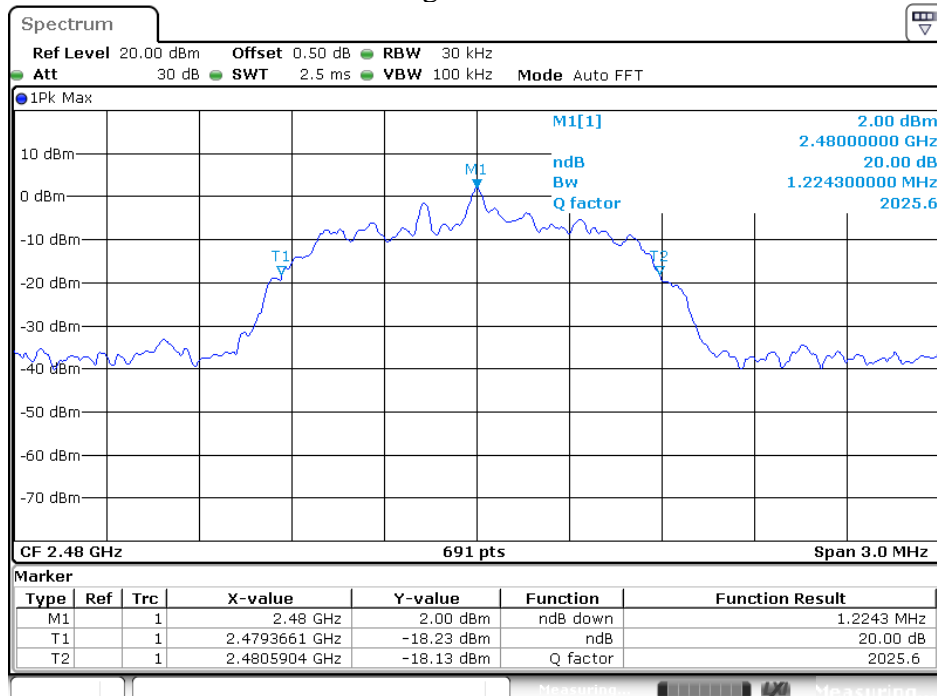
Low channel



Middle channel

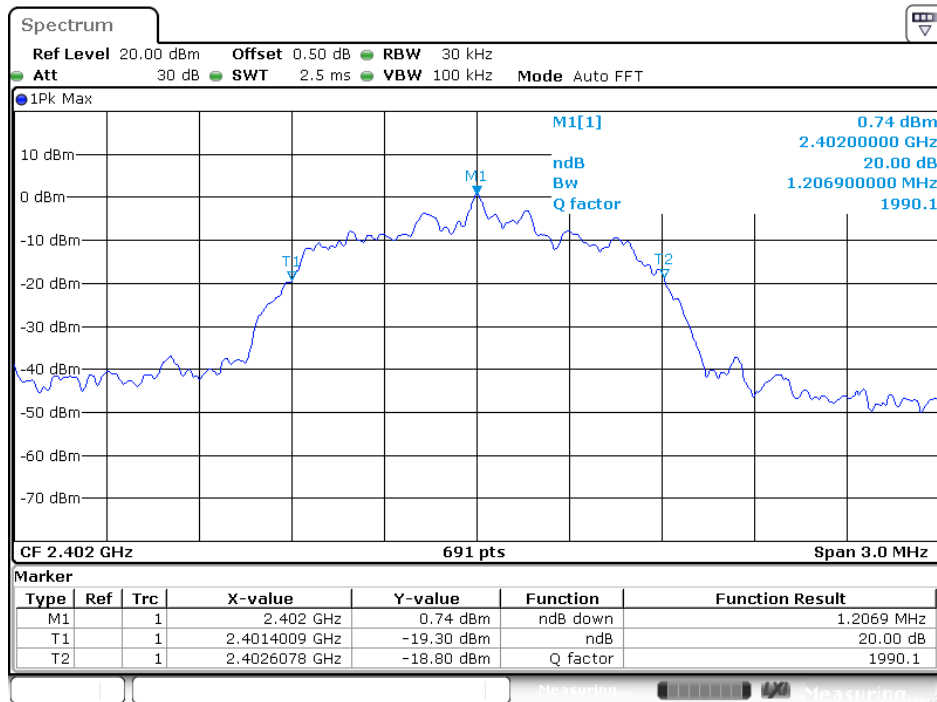


High channel

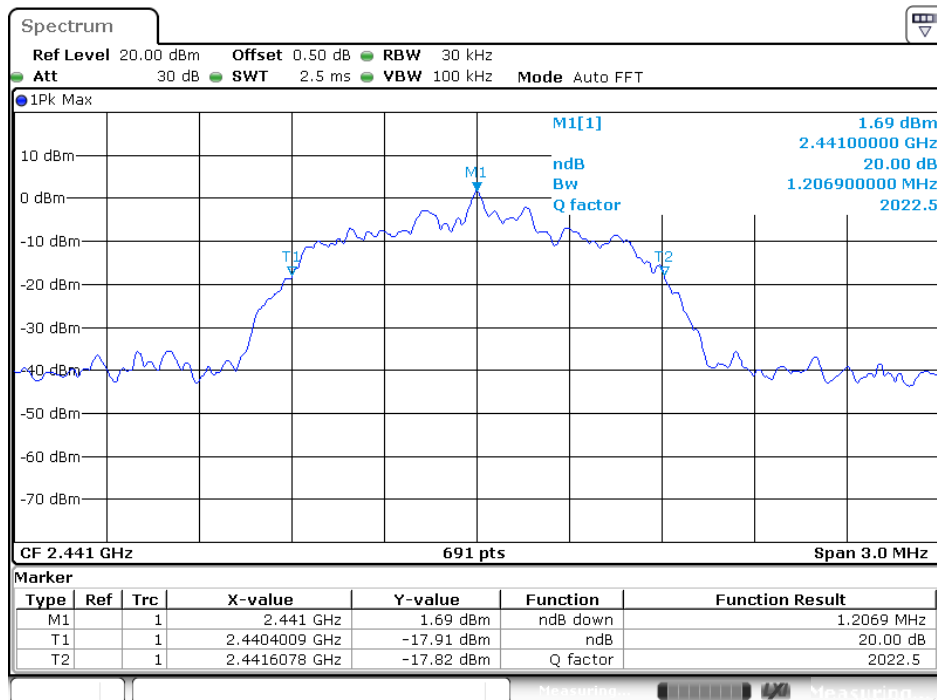


8DPSK Mode

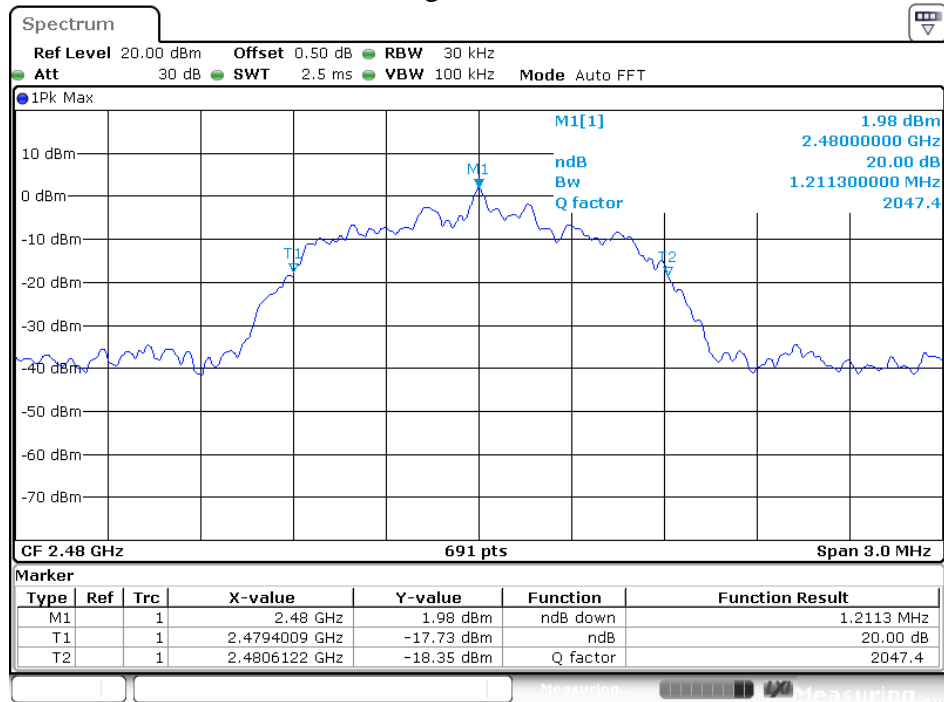
Low channel



Middle channel



High channel



6. CARRIER FREQUENCY SEPARATION TEST

6.1. Block Diagram of Test Setup



(EUT: COLOR CHANGING BLUETOOTH RECTANGLE SPEAKERS)

6.2. The Requirement For Section 15.247(a)(1)

Section 15.247(a)(1): Frequency hopping systems shall have hopping channel carrier frequencies separated by a minimum of 25 kHz or the 20 dB bandwidth of the hopping channel, whichever is greater. Alternatively, frequency hopping systems operating in the 2400-2483.5 MHz band may have hopping channel carrier frequencies that are separated by 25 kHz or two-thirds of the 20 dB bandwidth of the hopping channel, whichever is greater, provided the systems operate with an output power no greater than 125 mW. The system shall hop to channel frequencies that are selected at the system hopping rate from a pseudorandomly ordered list of hopping frequencies. Each frequency must be used equally on the average by each transmitter. The system receivers shall have input bandwidths that match the hopping channel bandwidths of their corresponding transmitters and shall shift frequencies in synchronization with the transmitted signals.

6.3. EUT Configuration on Measurement

The equipment are installed on the emission measurement to meet the commission requirements and operating regulations in a manner which tends to maximize its emission characteristics in normal application.

6.4. Operating Condition of EUT

6.4.1. Setup the EUT and simulator as shown as Section 6.1.

6.4.2. Turn on the power of all equipment.

6.4.3. Let the EUT work in TX (Hopping on) modes measure it. The transmit frequency are 2402-2480MHz. We select 2402MHz, 2441MHz, and 2480MHz TX frequency to transmit.

6.5. Test Procedure

6.5.1. The transmitter output was connected to the spectrum analyzer through a low loss cable.

6.5.2. Set RBW of spectrum analyzer to 30 kHz and VBW to 100 kHz. Adjust Span to 2 MHz.

6.5.3. Set the adjacent channel of the EUT maxhold another trace.

6.5.4. Measurement the channel separation

6.6. Test Result

GFSK

Channel	Frequency (MHz)	Channel Separation(MHz)	Limit (MHz)	Result
Low	2402	1.0014	25KHz or 20dB bandwidth	PASS
	2403			
Middle	2440	1.0014	25KHz or 20dB bandwidth	PASS
	2441			
High	2479	1.0014	25KHz or 20dB bandwidth	PASS
	2480			

Π/4-DQPSK

Channel	Frequency (MHz)	Channel Separation(MHz)	Limit (MHz)	Result
Low	2402	1.0029	25KHz or 2/3*20dB bandwidth	PASS
	2403			
Middle	2440	1.0029	25KHz or 2/3*20dB bandwidth	PASS
	2441			
High	2479	1.0029	25KHz or 2/3*20dB bandwidth	PASS
	2480			

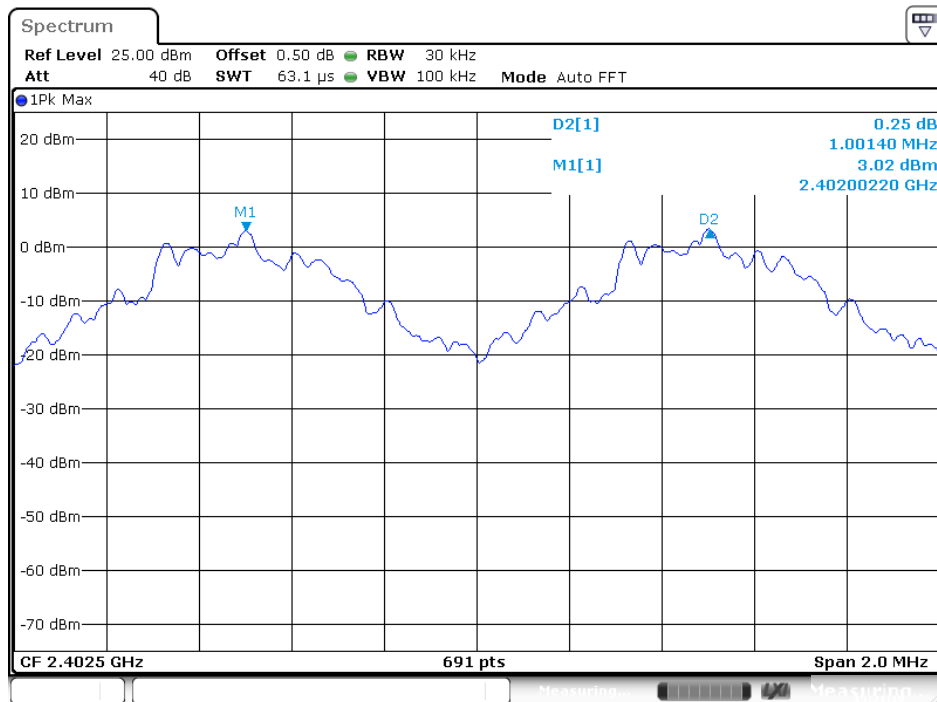
8DPSK

Channel	Frequency (MHz)	Channel Separation(MHz)	Limit (MHz)	Result
Low	2402	1.0029	25KHz or 2/3*20dB bandwidth	PASS
	2403			
Middle	2440	1.0029	25KHz or 2/3*20dB bandwidth	PASS
	2441			
High	2479	1.0029	25KHz or 2/3*20dB bandwidth	PASS
	2480			

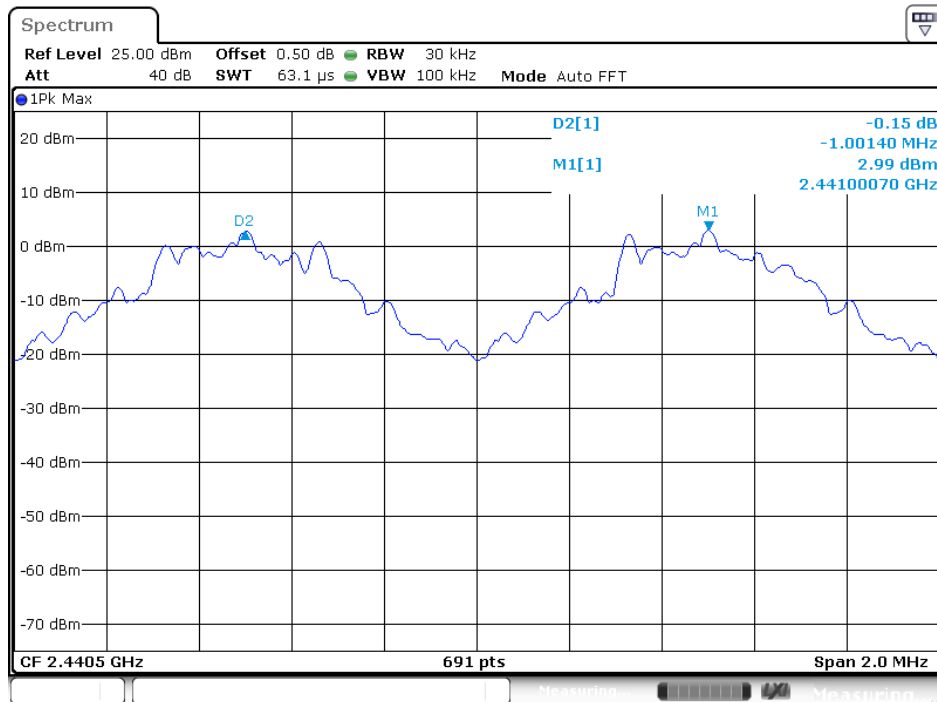
The spectrum analyzer plots are attached as below.

GFSK Mode

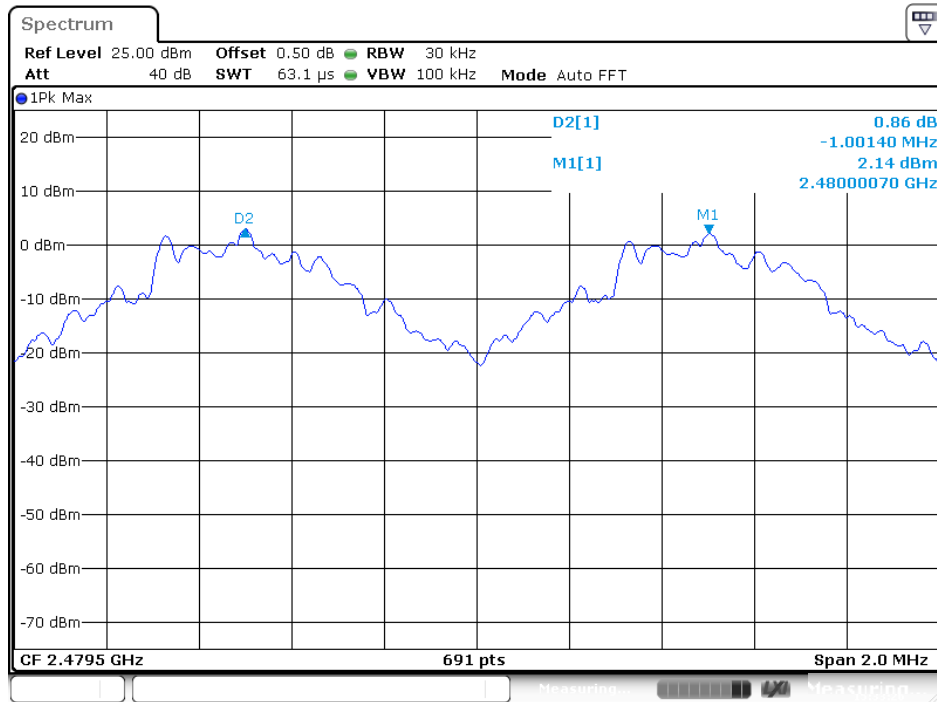
Low channel



Middle channel

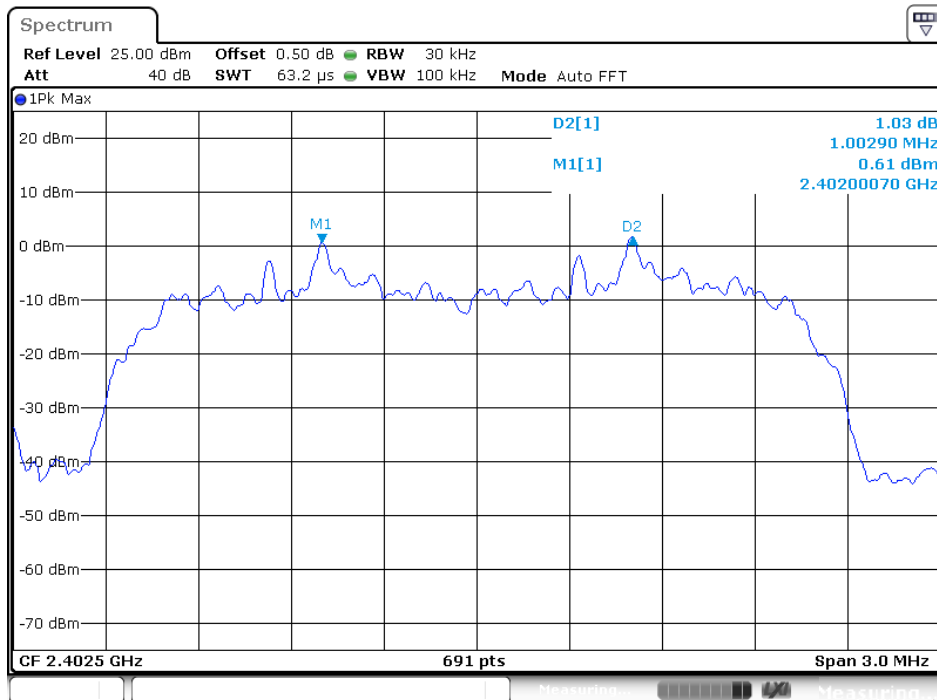


High channel

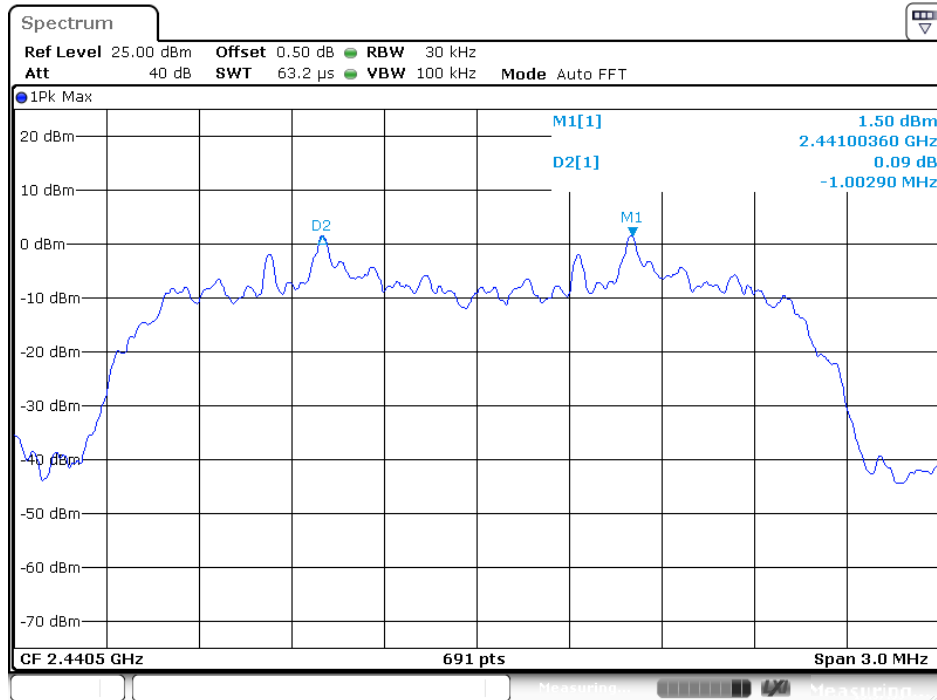


Π/4-DQPSK Mode

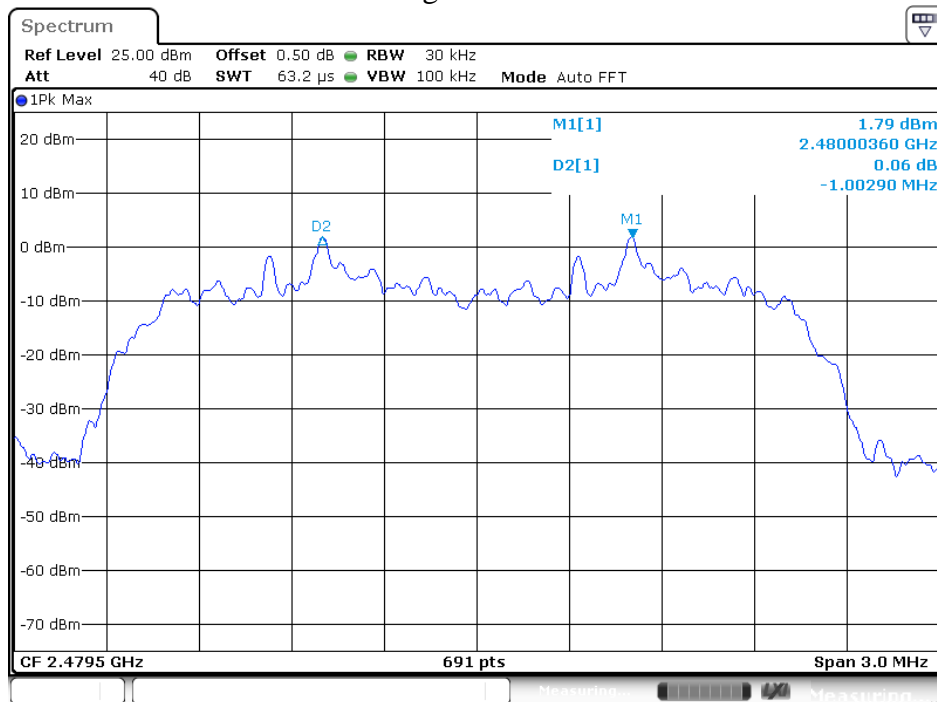
Low channel



Middle channel

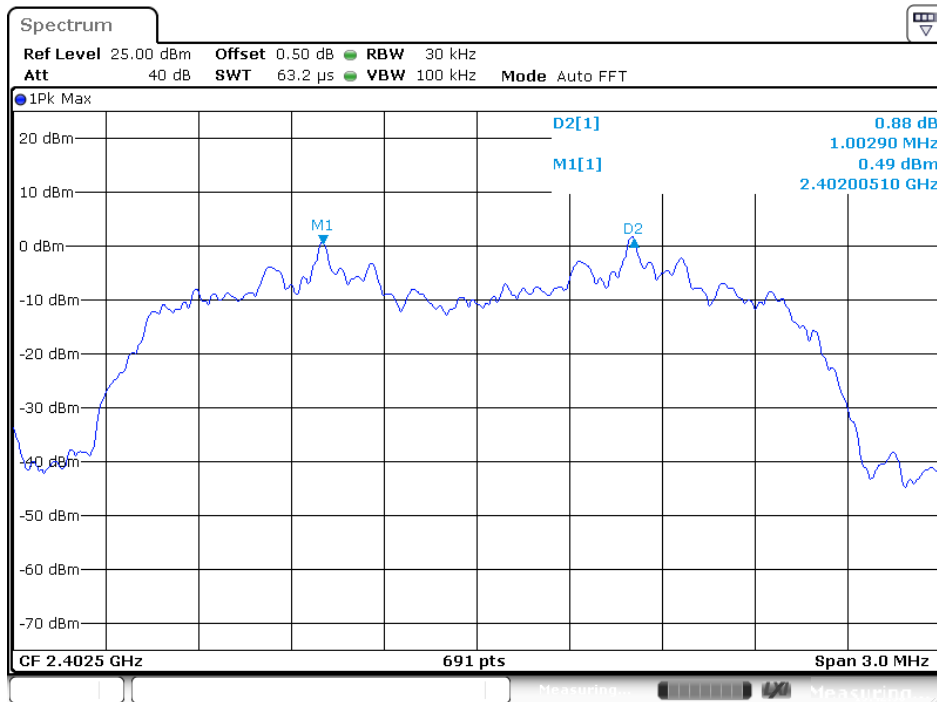


High channel

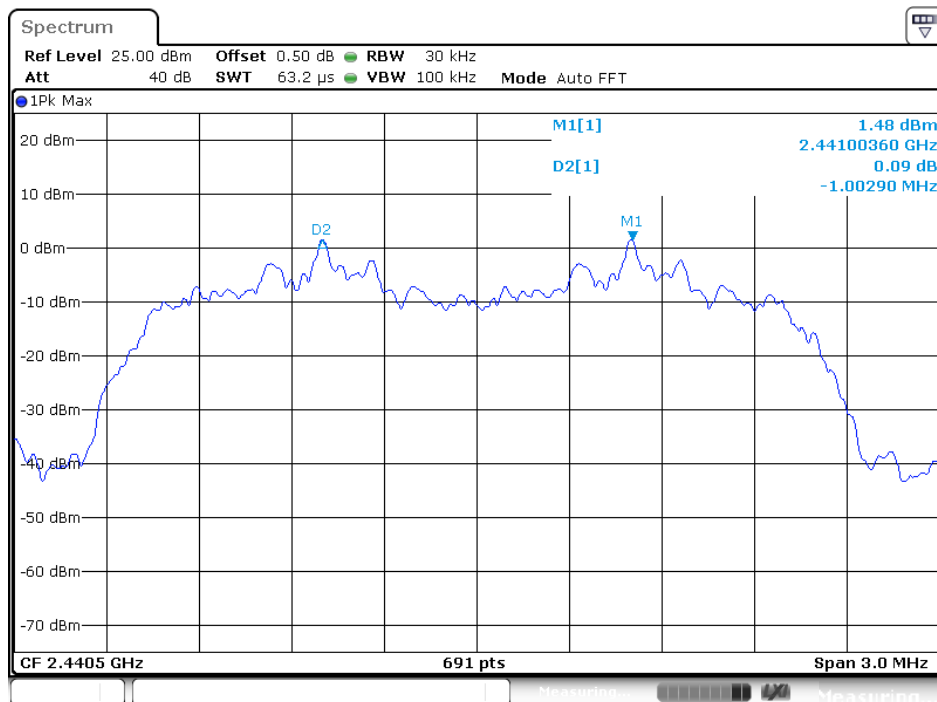


8DPSK Mode

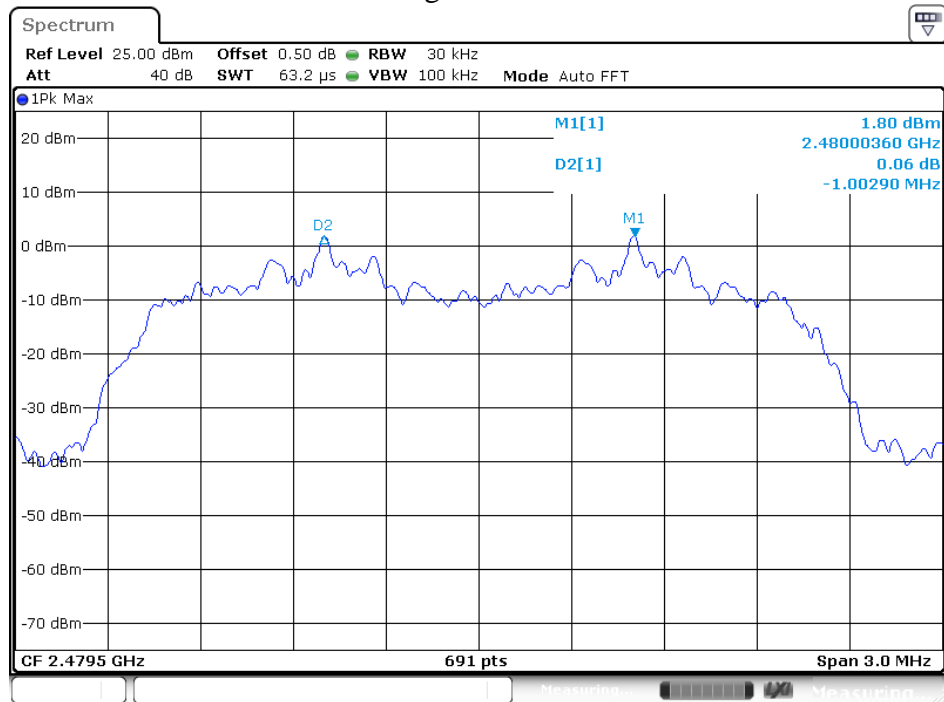
Low channel



Middle channel



High channel



7. NUMBER OF HOPPING FREQUENCY TEST

7.1. Block Diagram of Test Setup



(EUT: COLOR CHANGING BLUETOOTH RECTANGLE SPEAKERS)

7.2. The Requirement For Section 15.247(a)(1)(iii)

Section 15.247(a)(1)(iii): Frequency hopping systems in the 2400-2483.5 MHz band shall use at least 15 channels.

7.3. EUT Configuration on Measurement

The equipment are installed on the emission measurement to meet the commission requirements and operating regulations in a manner which tends to maximize its emission characteristics in normal application.

7.4. Operating Condition of EUT

7.4.1. Setup the EUT and simulator as shown as Section 7.1.

7.4.2. Turn on the power of all equipment.

7.4.3. Let the EUT work in TX (Hopping on) modes measure it.

7.5. Test Procedure

7.5.1. The transmitter output was connected to the spectrum analyzer through a low loss cable.

7.5.2. Set the spectrum analyzer as Span=83.5MHz, RBW=100 kHz, VBW=300 kHz.

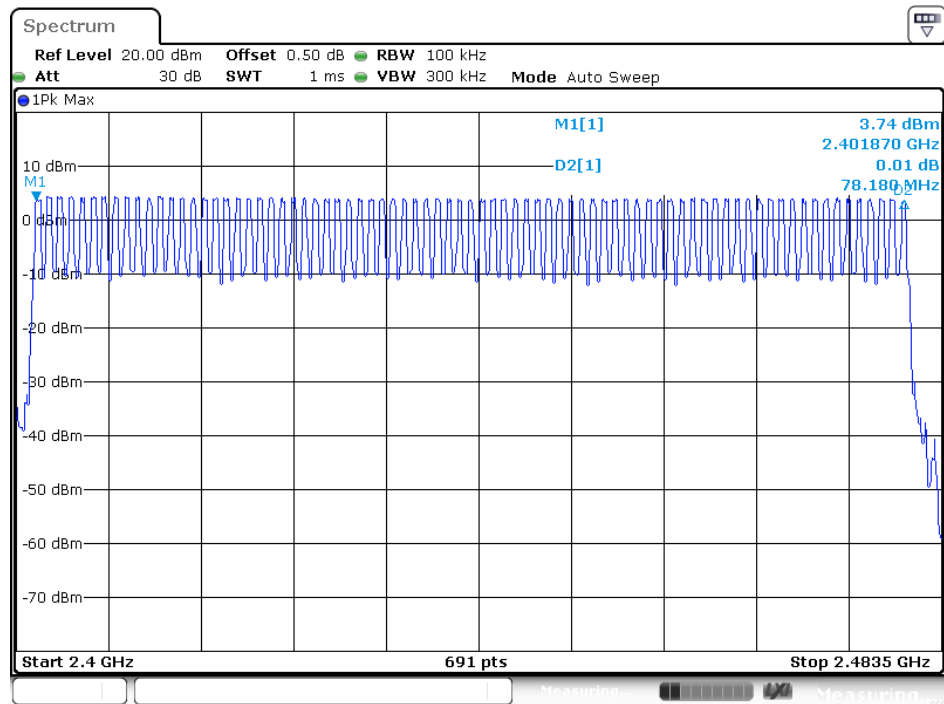
7.5.3. Max hold, view and count how many channel in the band.

7.6. Test Result

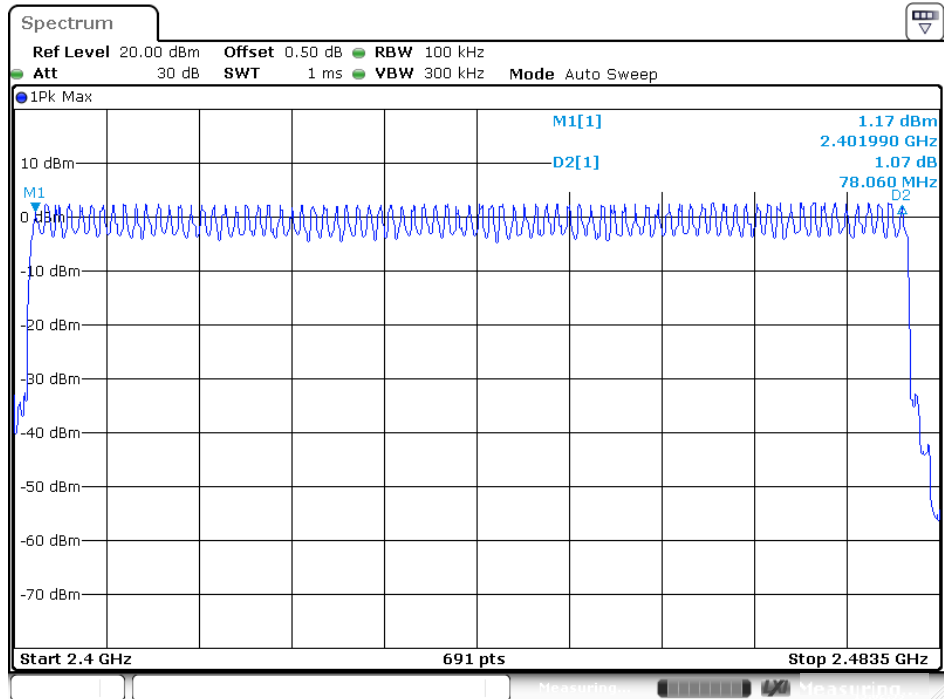
Total number of hopping channel	Measurement result(CH)	Limit(CH)
	79	≥ 15

The spectrum analyzer plots are attached as below.

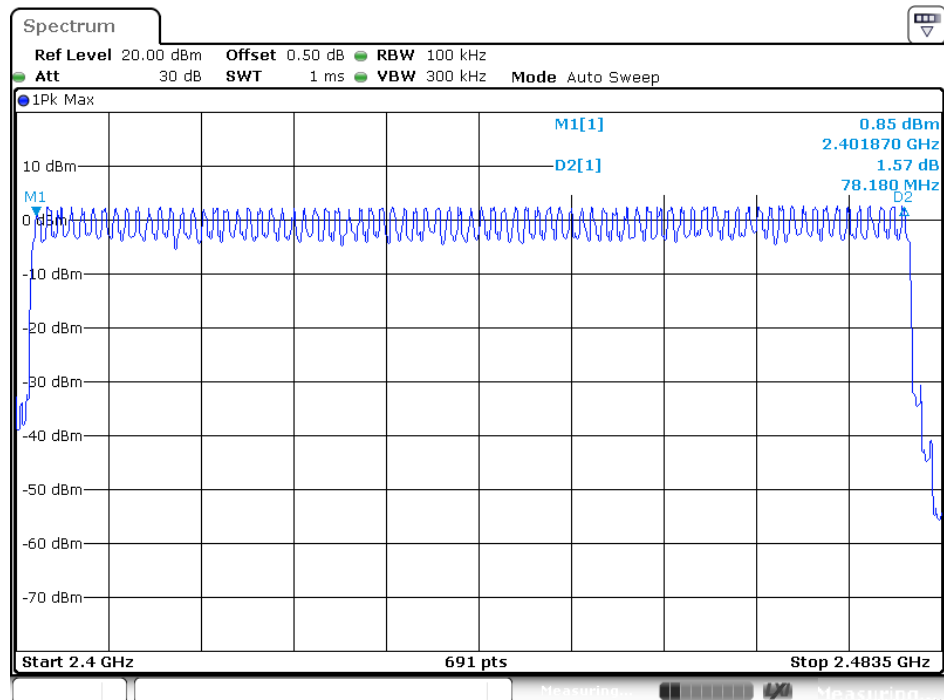
Number of hopping channels(GFSK)



Number of hopping channels($\Pi/4$ -DQPSK)

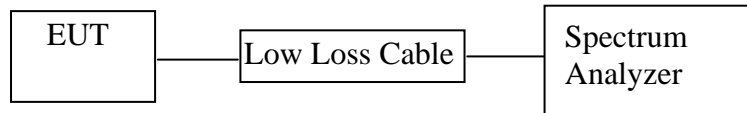


Number of hopping channels(8DPSK)



8. DWELL TIME TEST

8.1. Block Diagram of Test Setup



(EUT: COLOR CHANGING BLUETOOTH RECTANGLE SPEAKERS)

8.2. The Requirement For Section 15.247(a)(1)(iii)

Section 15.247(a)(1)(iii): Frequency hopping systems in the 2400-2483.5 MHz band shall use at least 15 channels. The average time of occupancy on any channel shall not be greater than 0.4 seconds within a period of 0.4 seconds multiplied by the number of hopping channels employed. Frequency hopping systems may avoid or suppress transmissions on a particular hopping frequency provided that a minimum of 15 channels are used.

8.3. EUT Configuration on Measurement

The equipment are installed on the emission measurement to meet the commission requirements and operating regulations in a manner which tends to maximize its emission characteristics in normal application.

8.4. Operating Condition of EUT

8.4.1. Setup the EUT and simulator as shown as Section 8.1.

8.4.2. Turn on the power of all equipment.

8.4.3. Let the EUT work in TX (Hopping on) modes measure it. The transmit frequency are 2402-2480MHz. We select 2402MHz, 2441MHz, and 2480MHz TX frequency to transmit.

8.5. Test Procedure

8.5.1. The transmitter output was connected to the spectrum analyzer through a low loss cable.

8.5.2. Set center frequency of spectrum analyzer = operating frequency.

8.5.3. Set the spectrum analyzer as RBW=1MHz, VBW=3MHz, Span=0Hz, Adjust Sweep=5ms, 10ms, 15ms. Get the pulse time.

8.5.4.Repeat above procedures until all frequency measured were complete.

8.6.Test Result

GFSK Mode

Mode	Channel Frequency (MHz)	Pulse Time (ms)	Dwell Time (ms)	Limit (ms)
DH1	2402	0.428	136.96	400
	2441	0.438	140.16	400
	2480	0.442	141.44	400
A period transmit time = $0.4 \times 79 = 31.6$ Dwell time = pulse time $\times (1600/(2*79)) \times 31.6$				
DH3	2402	1.746	279.36	400
	2441	1.790	286.40	400
	2480	1.761	281.76	400
A period transmit time = $0.4 \times 79 = 31.6$ Dwell time = pulse time $\times (1600/(4*79)) \times 31.6$				
DH5	2402	2.978	317.65	400
	2441	2.978	317.65	400
	2480	3.000	320.00	400
A period transmit time = $0.4 \times 79 = 31.6$ Dwell time = pulse time $\times (1600/(6*79)) \times 31.6$				

$\Pi/4$ -DQPSK

Mode	Channel Frequency (MHz)	Pulse Time (ms)	Dwell Time (ms)	Limit (ms)
DH1	2402	0.446	142.72	400
	2441	0.442	141.44	400
	2480	0.438	140.16	400
A period transmit time = $0.4 \times 79 = 31.6$ Dwell time = pulse time $\times (1600/(2*79)) \times 31.6$				
DH3	2402	1.714	274.24	400
	2441	1.714	274.24	400
	2480	1.728	276.48	400
A period transmit time = $0.4 \times 79 = 31.6$ Dwell time = pulse time $\times (1600/(4*79)) \times 31.6$				
DH5	2402	3.000	320.00	400
	2441	3.022	322.35	400
	2480	2.978	317.65	400
A period transmit time = $0.4 \times 79 = 31.6$ Dwell time = pulse time $\times (1600/(6*79)) \times 31.6$				

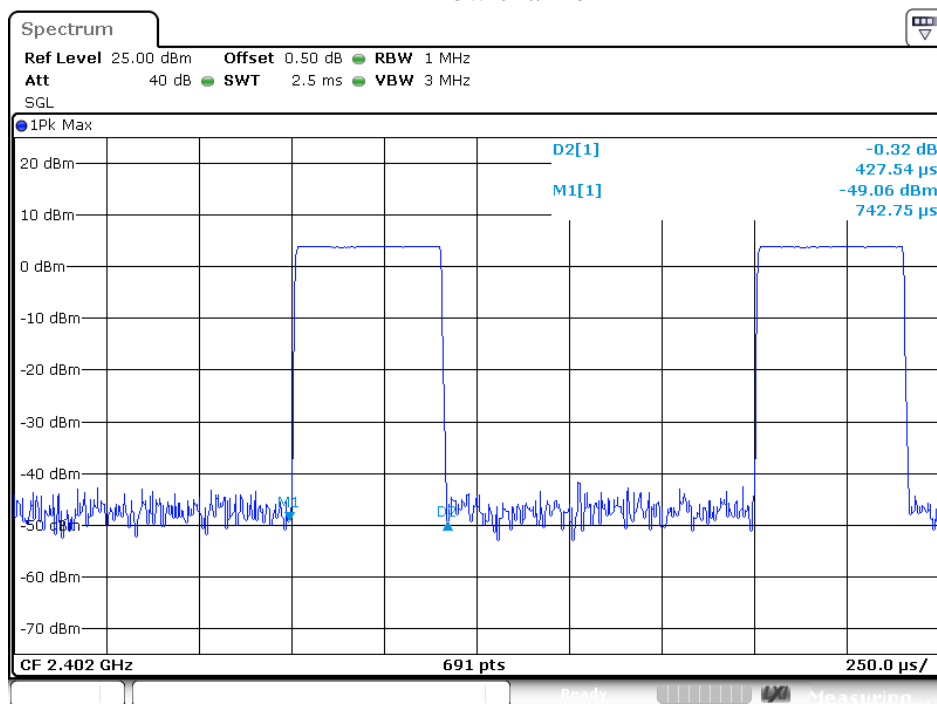
8DPSK Mode

Mode	Channel Frequency (MHz)	Pulse Time (ms)	Dwell Time (ms)	Limit (ms)
DH1	2402	0.449	143.68	400
	2441	0.446	142.72	400
	2480	0.446	142.72	400
A period transmit time = $0.4 \times 79 = 31.6$ Dwell time = pulse time $\times (1600/(2*79)) \times 31.6$				
DH3	2402	1.736	277.76	400
	2441	1.721	275.36	400
	2480	1.736	277.76	400
A period transmit time = $0.4 \times 79 = 31.6$ Dwell time = pulse time $\times (1600/(4*79)) \times 31.6$				
DH5	2402	3.040	324.27	400
	2441	2.975	317.33	400
	2480	3.062	326.61	400
A period transmit time = $0.4 \times 79 = 31.6$ Dwell time = pulse time $\times (1600/(6*79)) \times 31.6$				

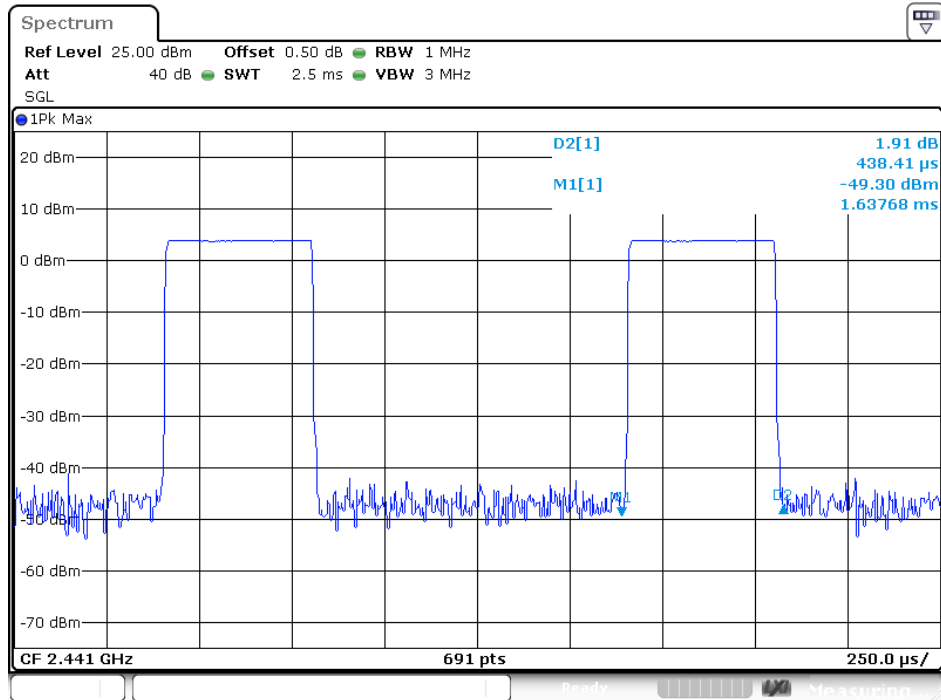
The spectrum analyzer plots are attached as below.

GFSK Mode

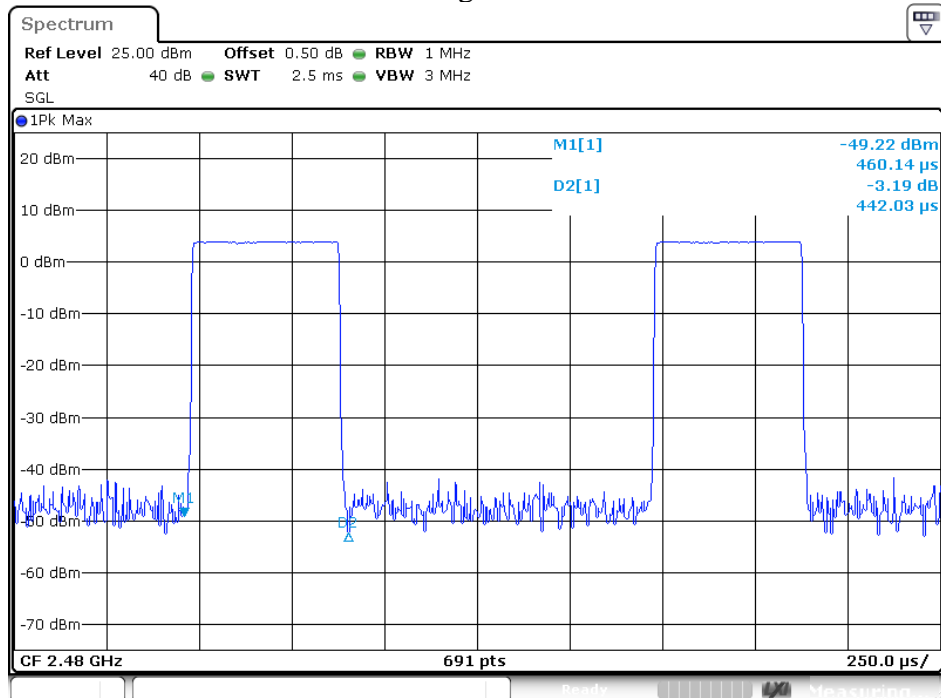
DH1 Low channel



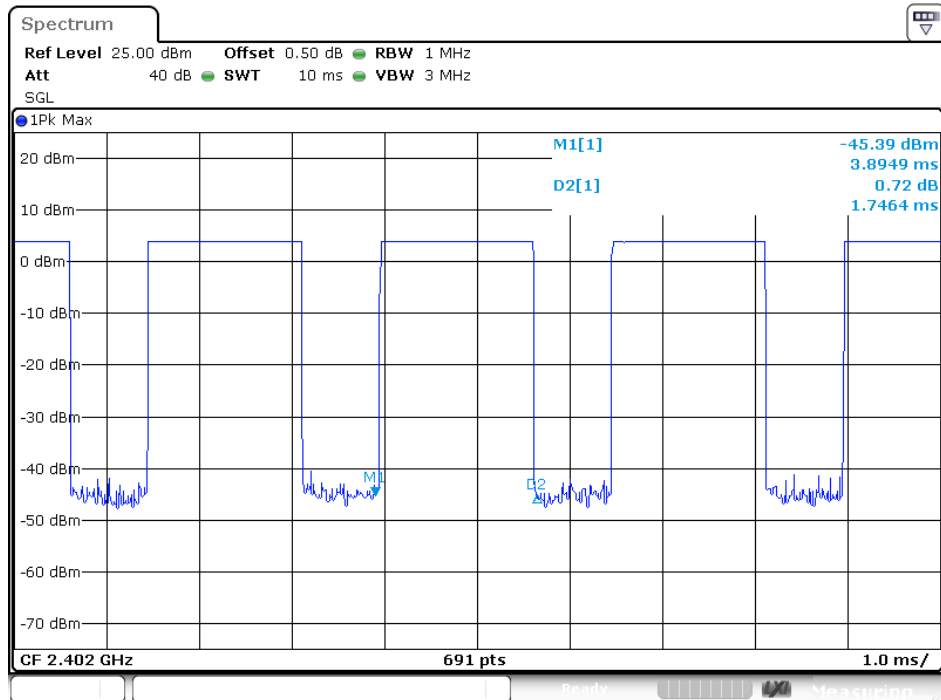
DH1 Middle channel



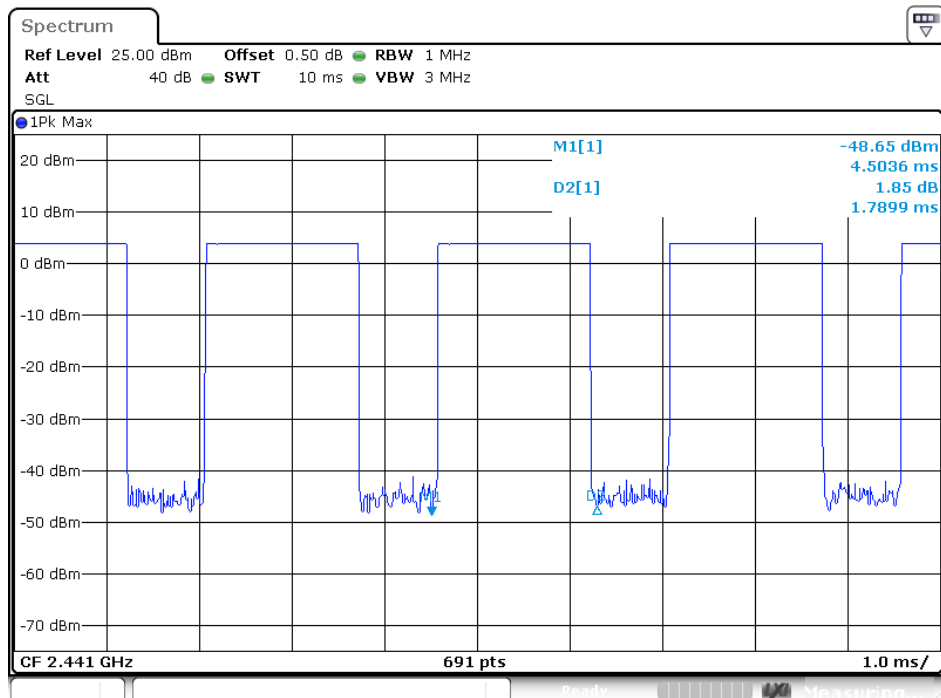
DH1 High channel



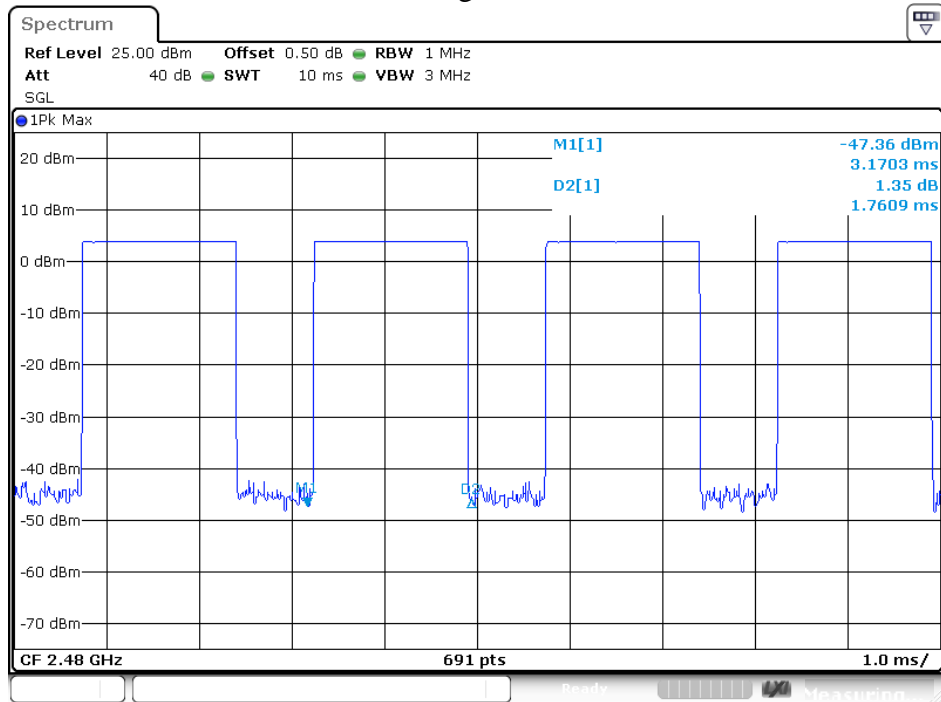
DH3 Low channel



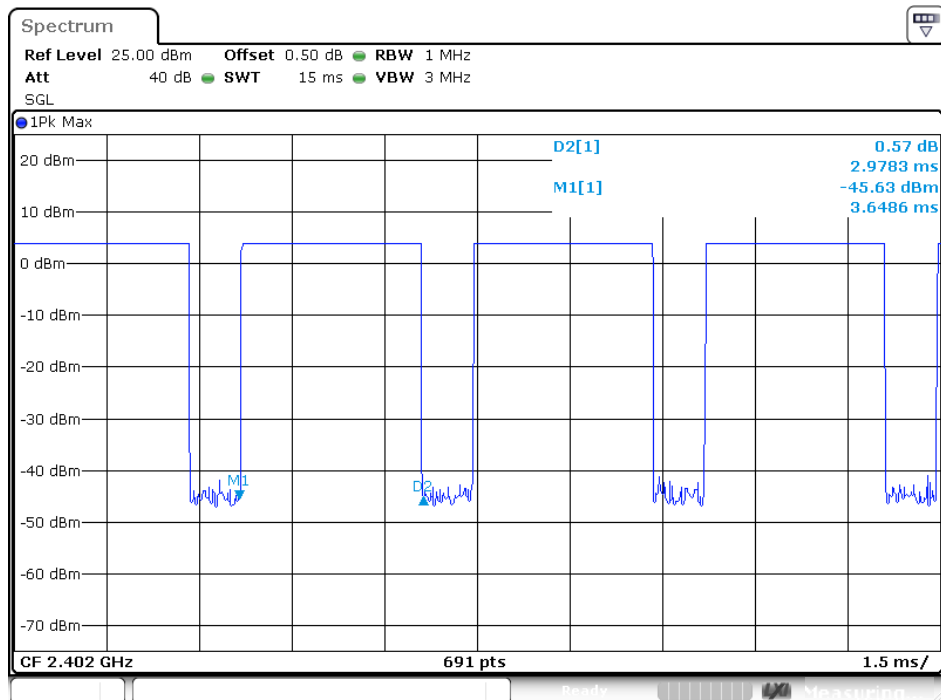
DH3 Middle channel



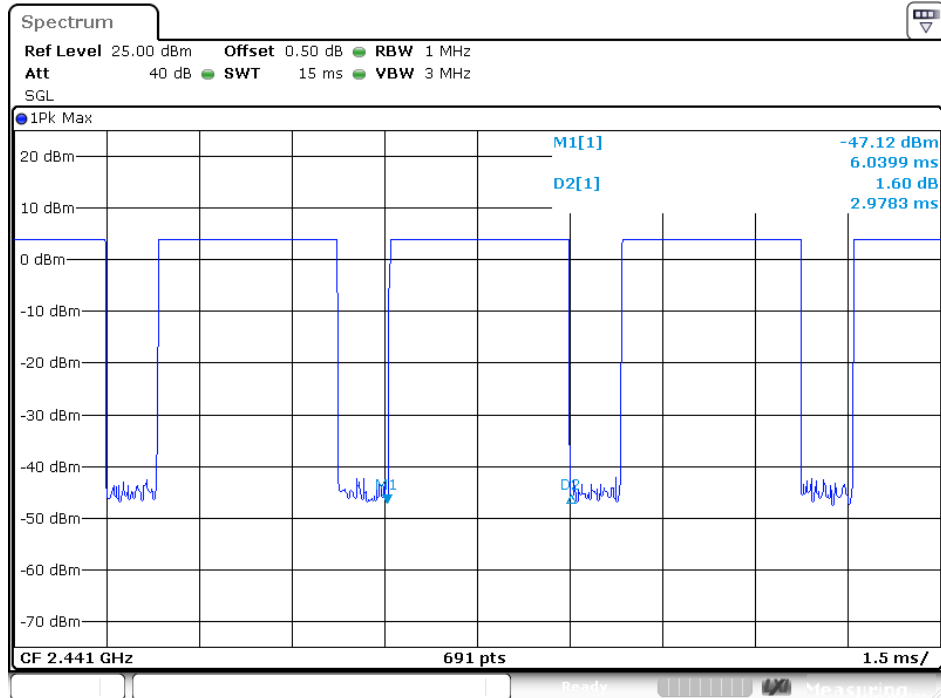
DH3 High channel



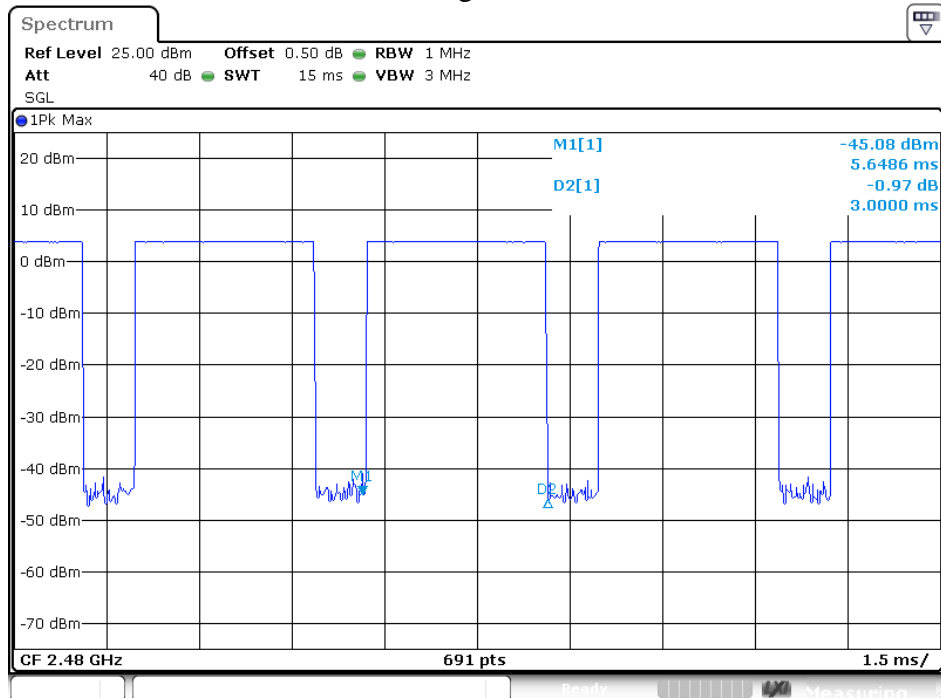
DH5 Low channel



DH5 Middle channel

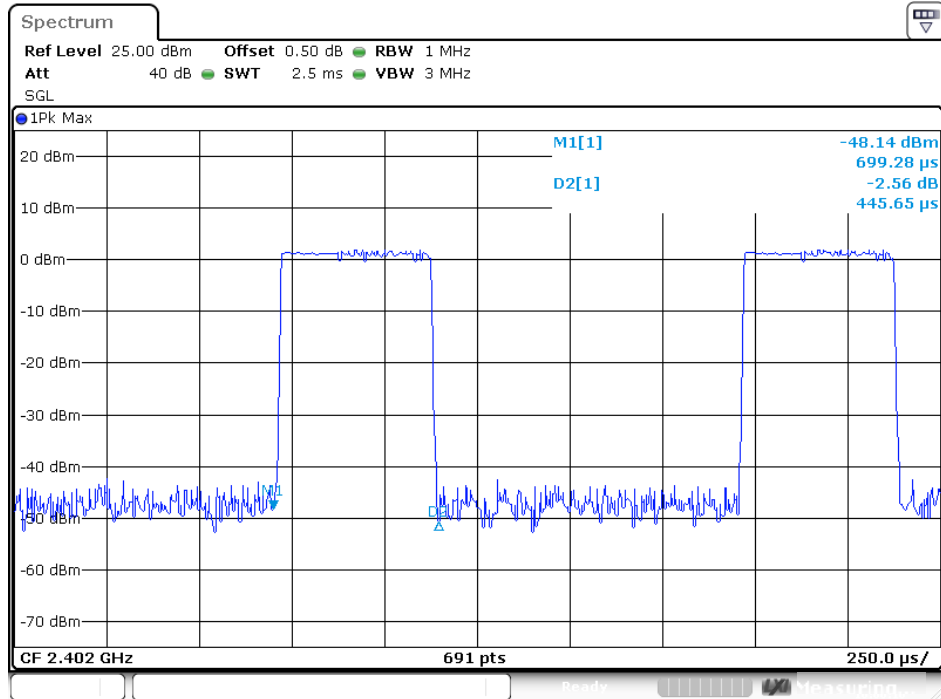


DH5 High channel

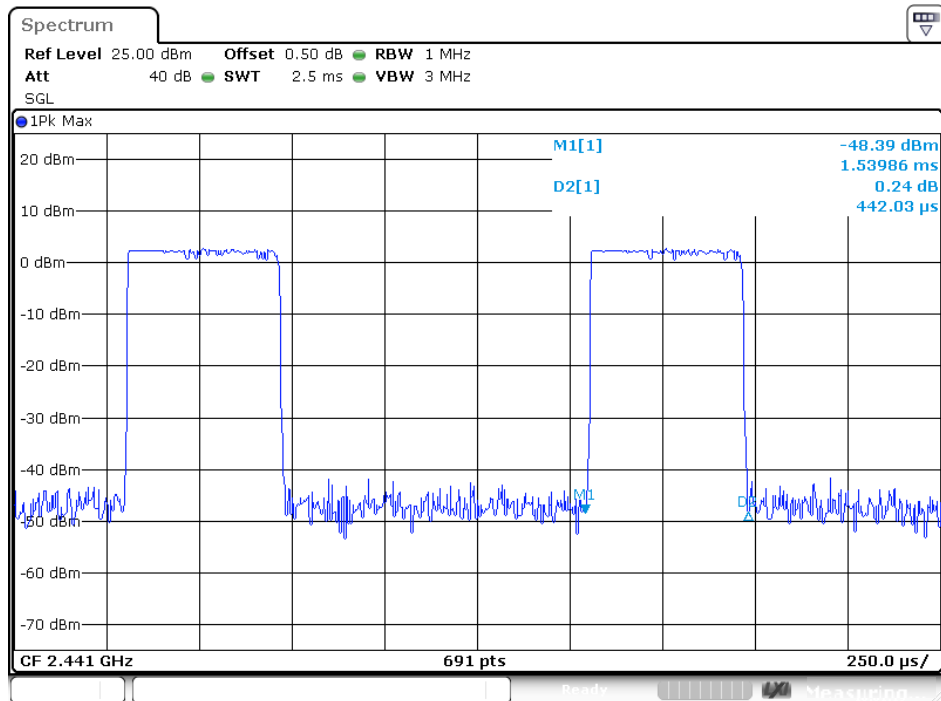


Π/4-DQPSK

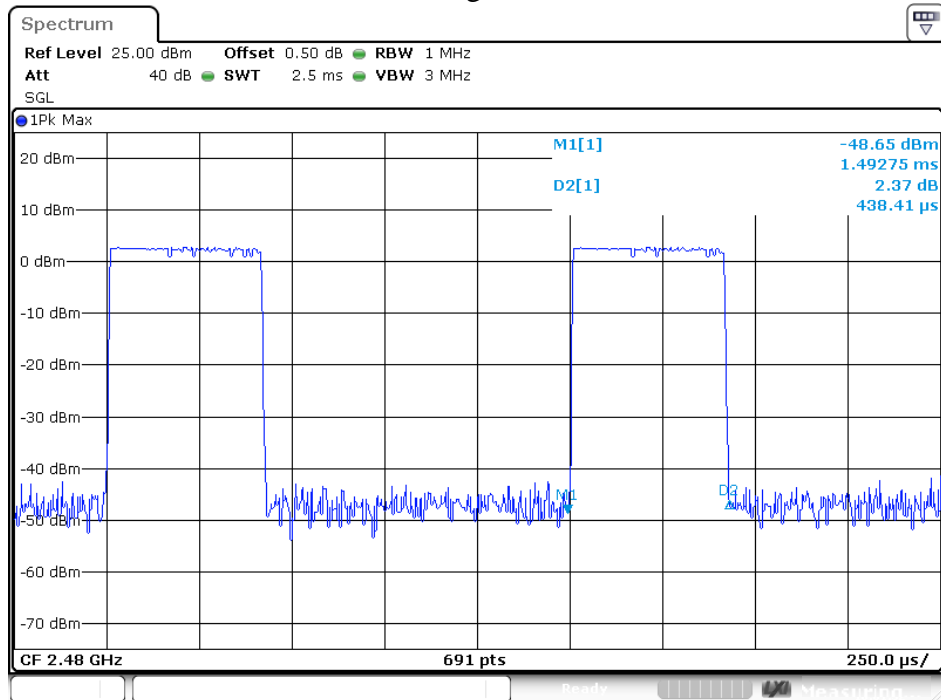
2DH1 Low channel



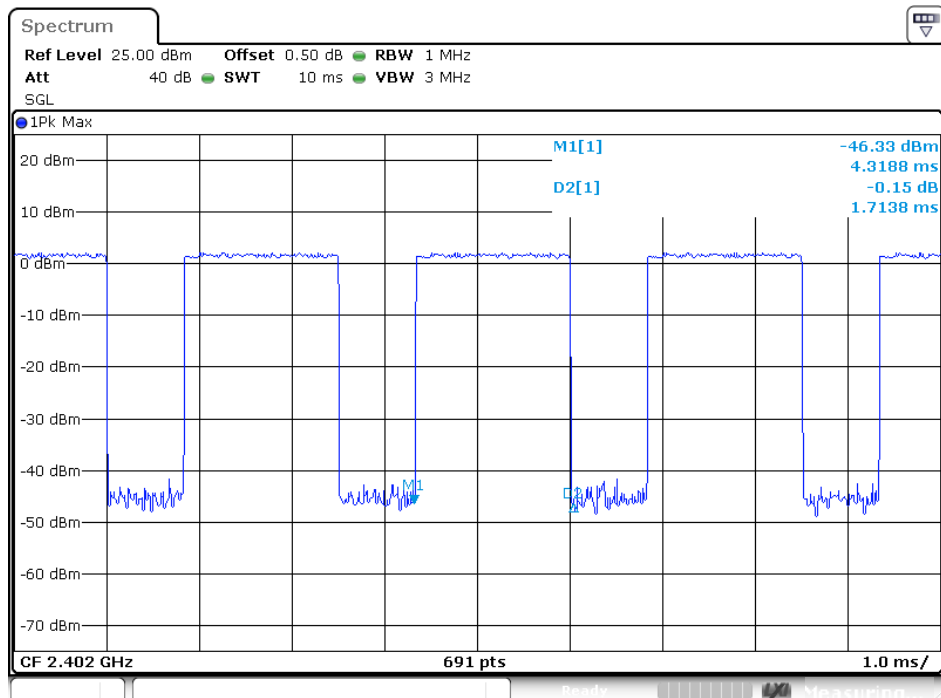
2DH1 Middle channel



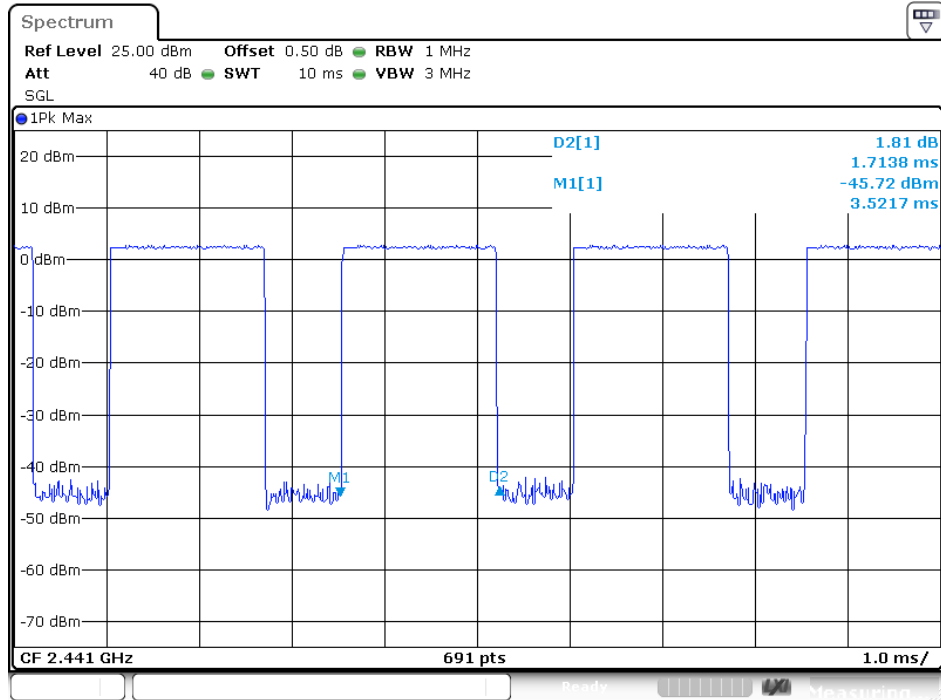
2DH1 High channel



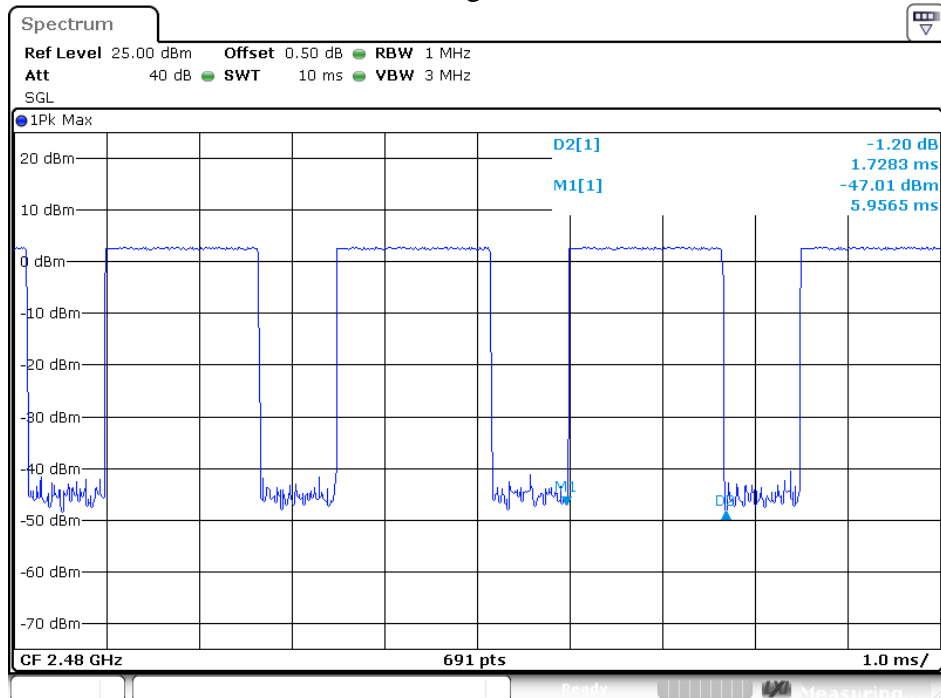
2DH3 Low channel



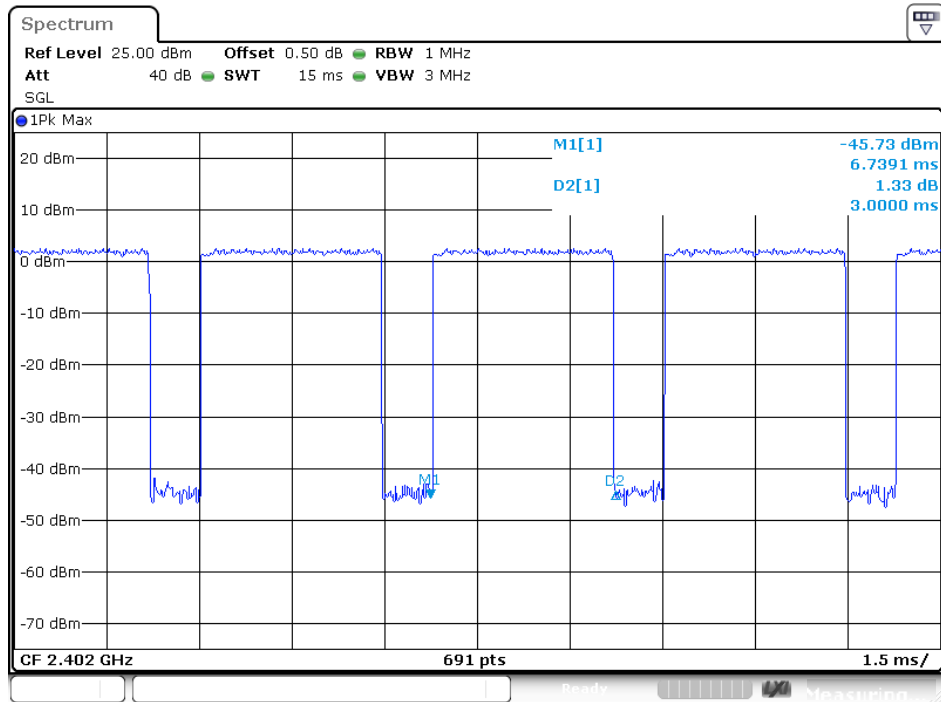
2DH3 Middle channel



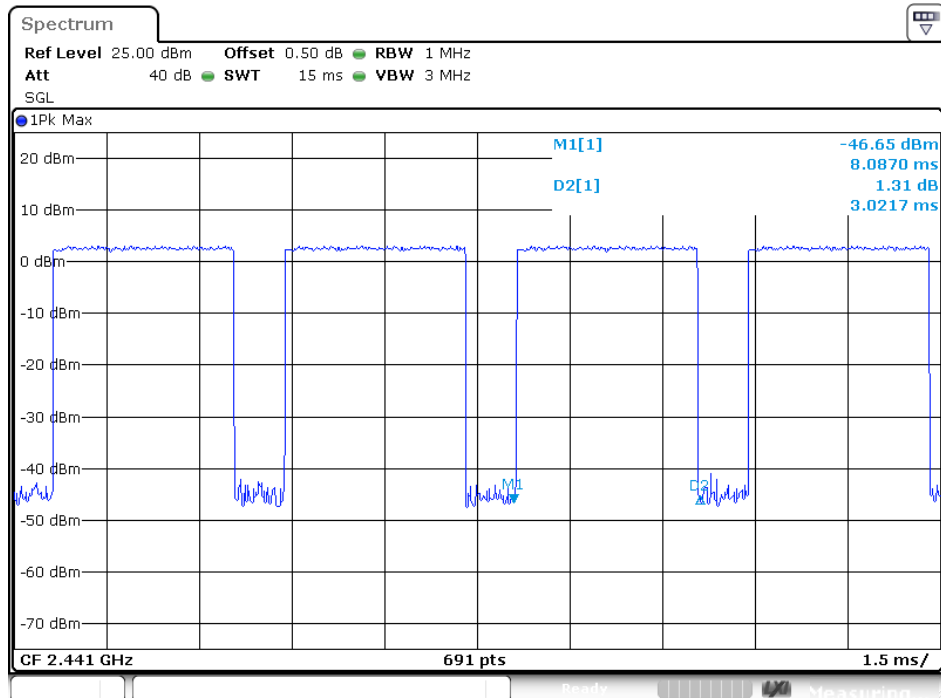
2DH3 High channel



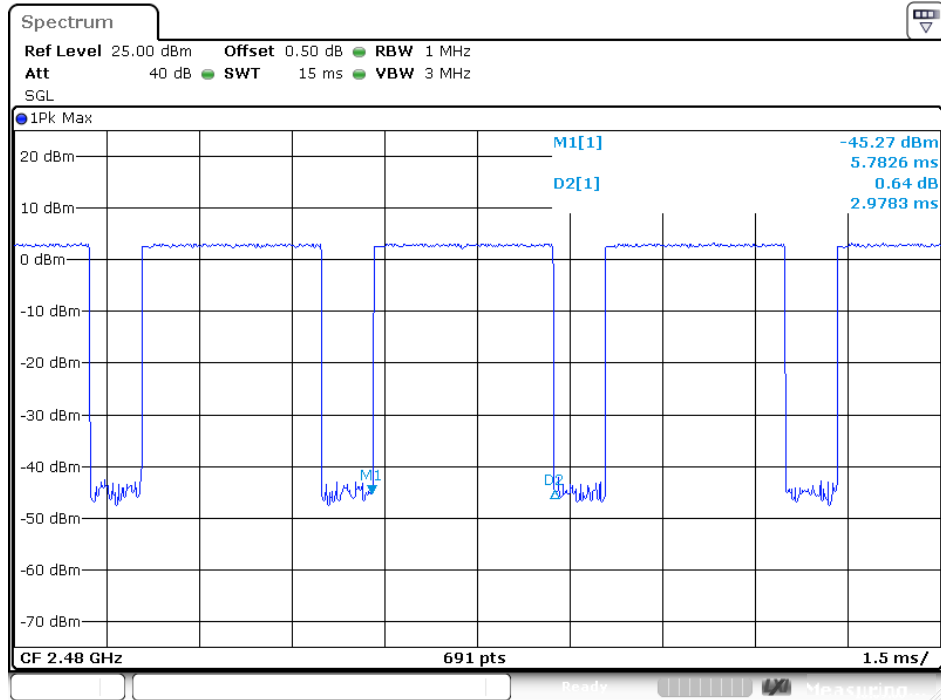
2DH5 Low channel



2DH5 Middle channel

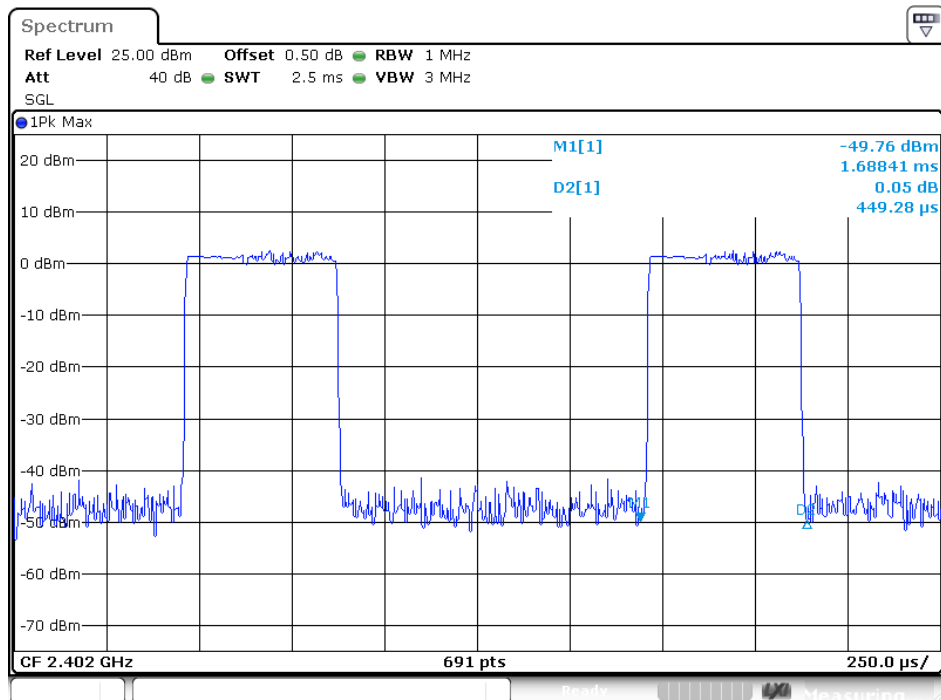


2DH5 High channel

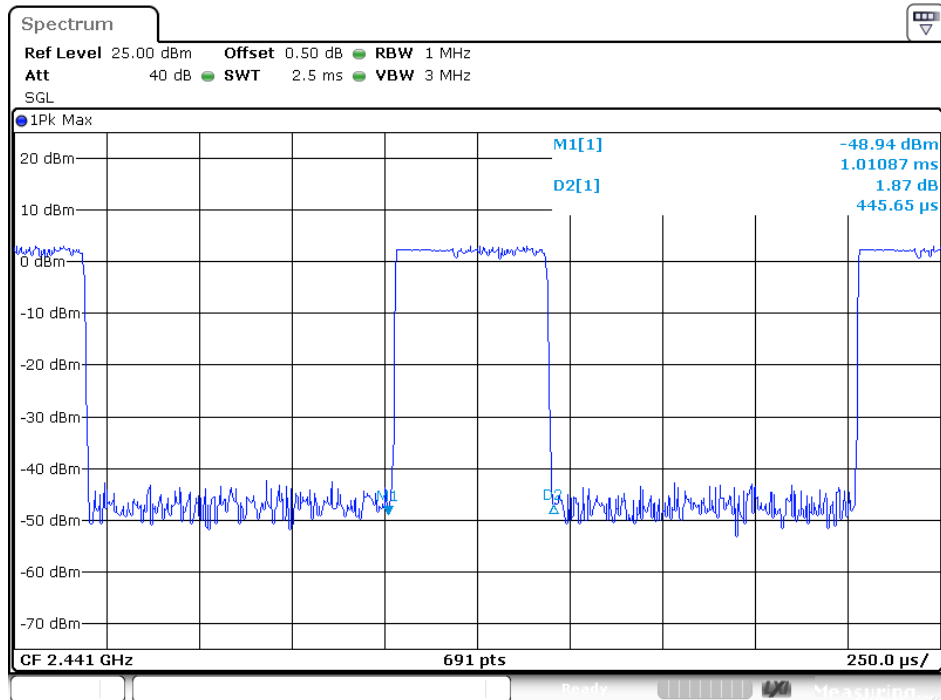


8DPSK Mode

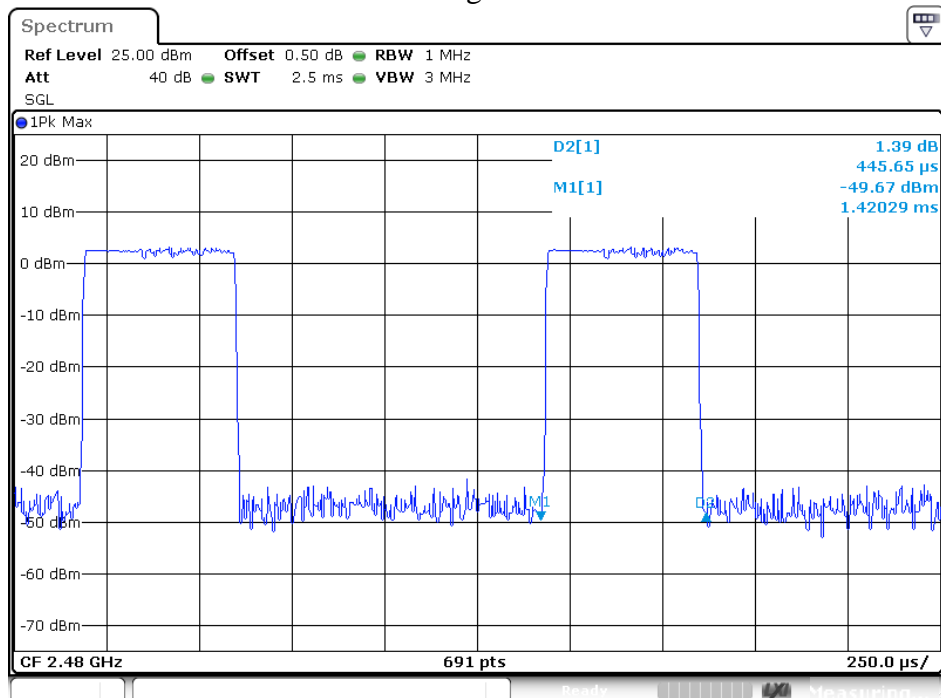
3DH1 Low channel



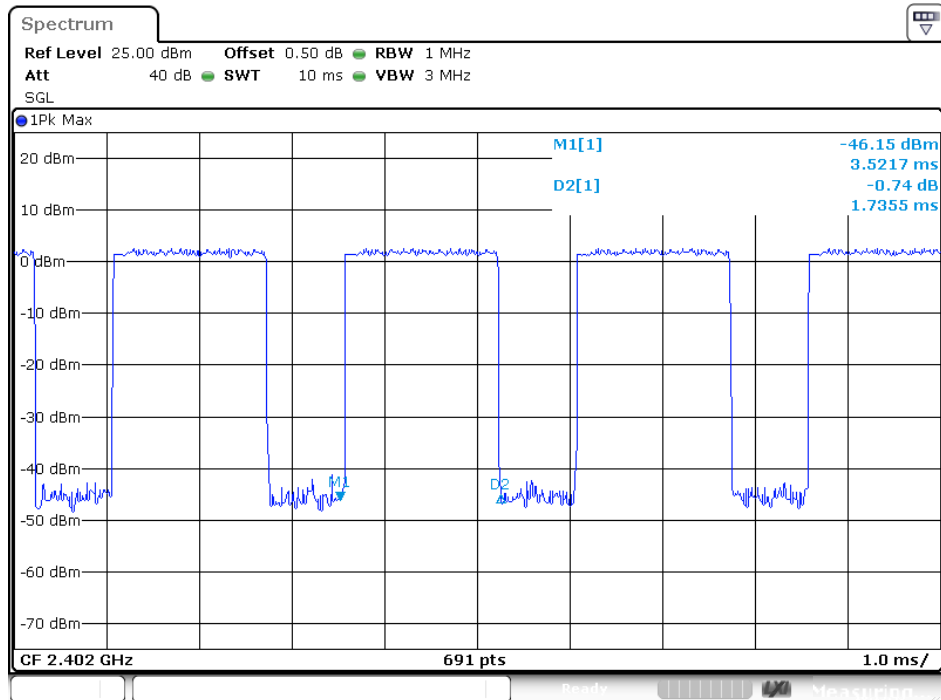
3DH1 Middle channel



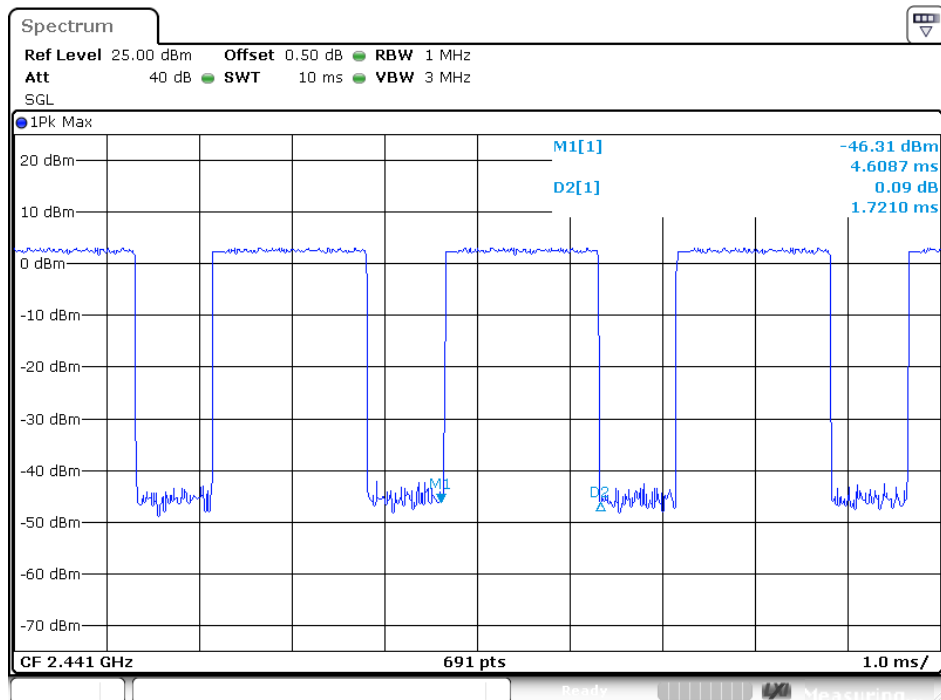
3DH1 High channel



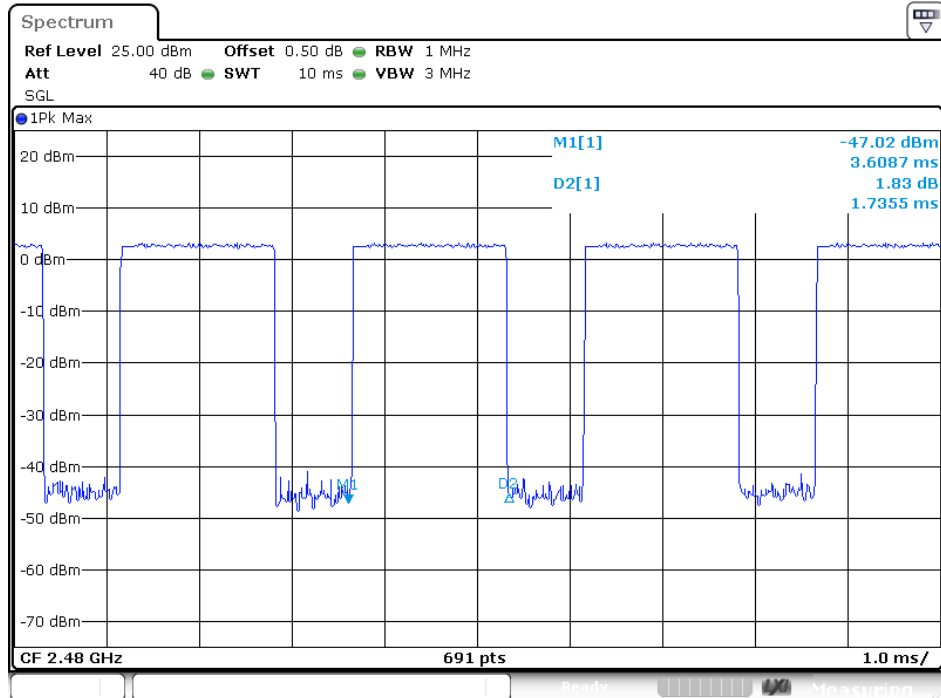
3DH3 Low channel



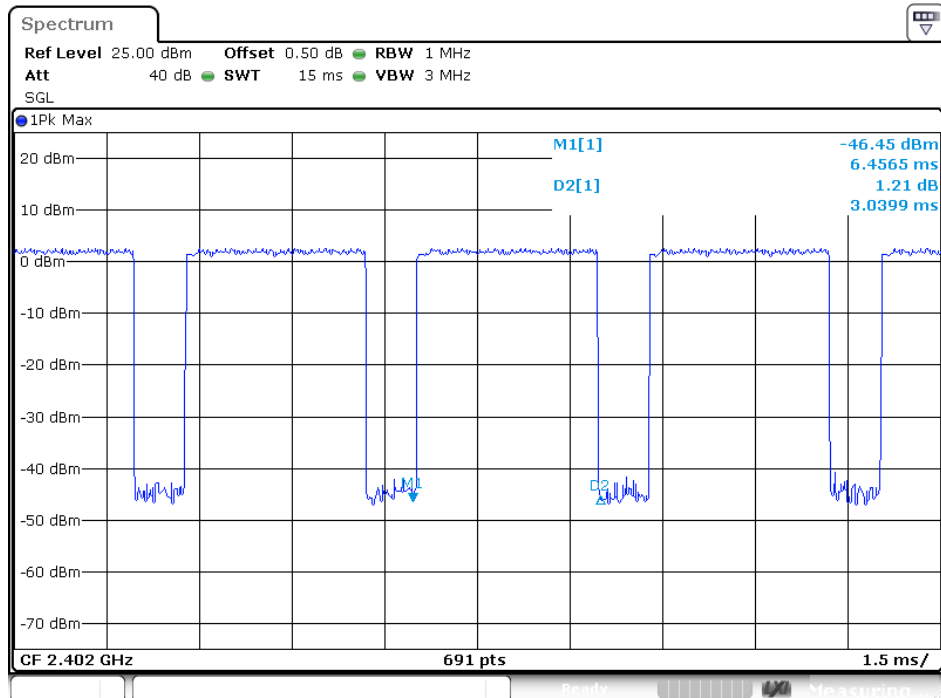
3DH3 Middle channel



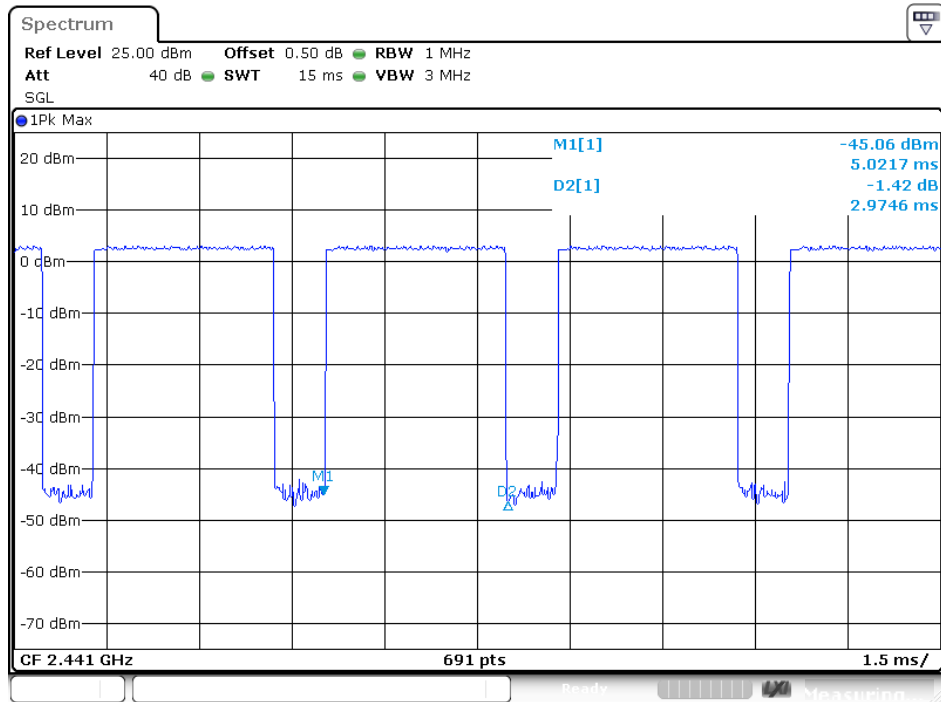
3DH3 High channel



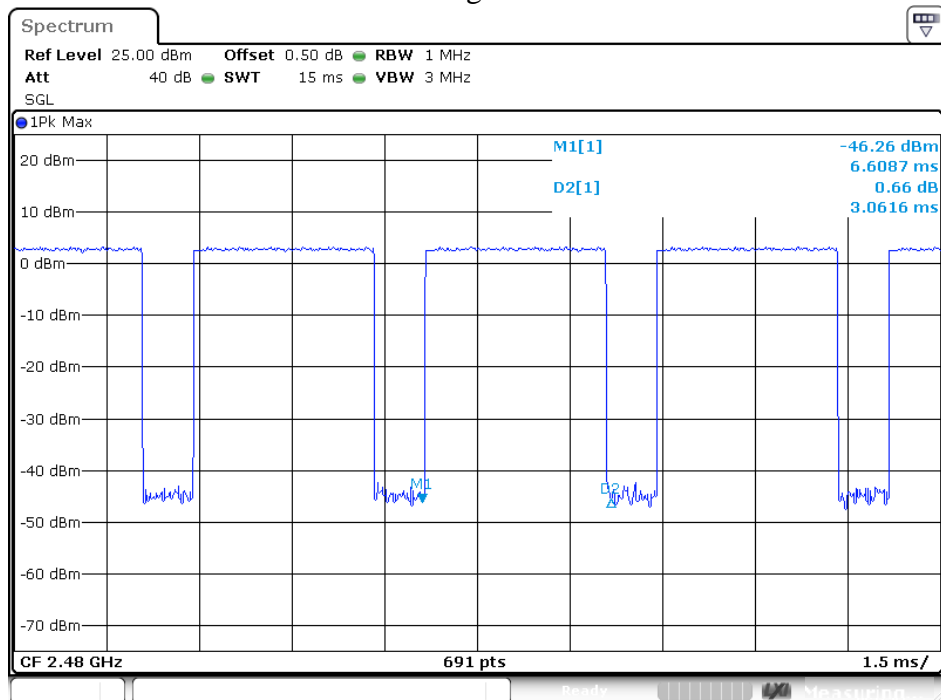
3DH5 Low channel



3DH5 Middle channel

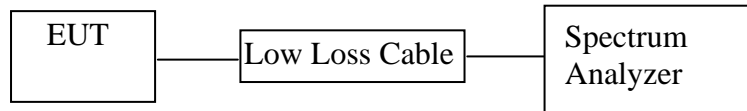


3DH5 High channel



9. MAXIMUM PEAK OUTPUT POWER TEST

9.1. Block Diagram of Test Setup



(EUT: COLOR CHANGING BLUETOOTH RECTANGLE SPEAKERS)

9.2. The Requirement For Section 15.247(b)(1)

Section 15.247(b)(1): For frequency hopping systems operating in the 2400-2483.5 MHz band employing at least 75 non-overlapping hopping channels, and all frequency hopping systems in the 5725-5850 MHz band: 1 watt. For all other frequency hopping systems in the 2400-2483.5 MHz band: 0.125 watts.

9.3. EUT Configuration on Measurement

The equipment are installed on the emission Measurement to meet the commission requirements and operating regulations in a manner which tends to maximize its emission characteristics in normal application.

9.4. Operating Condition of EUT

9.4.1. Setup the EUT and simulator as shown as Section 9.1.

9.4.2. Turn on the power of all equipment.

9.4.3. Let the EUT work in TX (Hopping off) modes measure it. The transmit frequency are 2402-2480MHz. We select 2402MHz, 2441MHz, and 2480MHz TX frequency to transmit.

9.5. Test Procedure

9.5.1. The transmitter output was connected to the spectrum analyzer through a low loss cable.

9.5.2. Set RBW of spectrum analyzer to 1MHz and VBW to 3MHz for GFSK mode

9.5.3. Set RBW of spectrum analyzer to 3MHz and VBW to 3MHz for other mode

9.5.4. Measurement the maximum peak output power.

9.6. Test Result

GFSK Mode

Channel	Frequency (MHz)	Peak Output Power (dBm/W)	Limits dBm / W
Low	2402	4.18/0.0026	30 / 1.0
Middle	2441	4.10/0.0026	30 / 1.0
High	2480	4.04/0.0025	30 / 1.0

Π/4-DQPSK Mode

Channel	Frequency (MHz)	Peak Output Power (dBm/W)	Limits dBm / W
Low	2402	2.42/0.0017	21 / 0.125
Middle	2441	3.07/0.0020	21 / 0.125
High	2480	3.14/0.0021	21 / 0.125

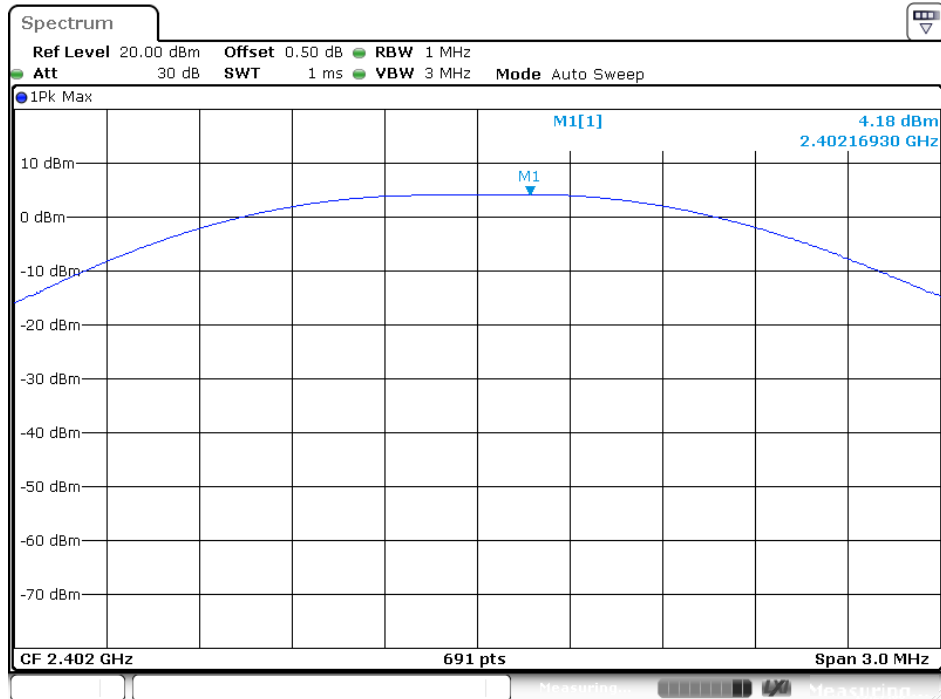
8DPSK Mode

Channel	Frequency (MHz)	Peak Output Power (dBm/W)	Limits dBm / W
Low	2402	2.62/0.0018	21 / 0.125
Middle	2441	3.18/0.0021	21 / 0.125
High	2480	3.25/0.0021	21 / 0.125

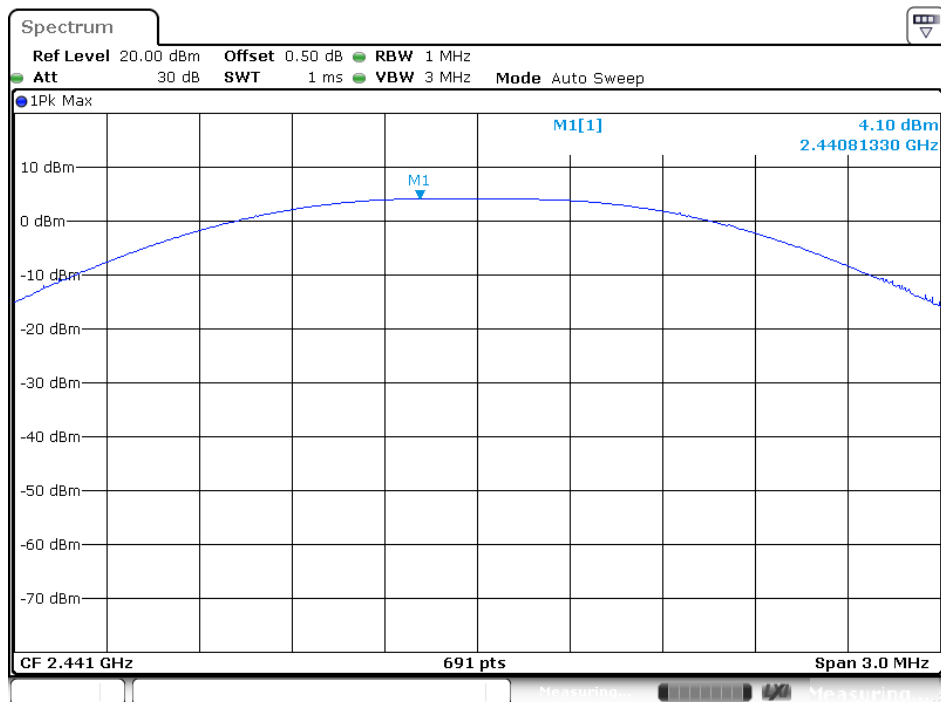
The spectrum analyzer plots are attached as below.

GFSK Mode

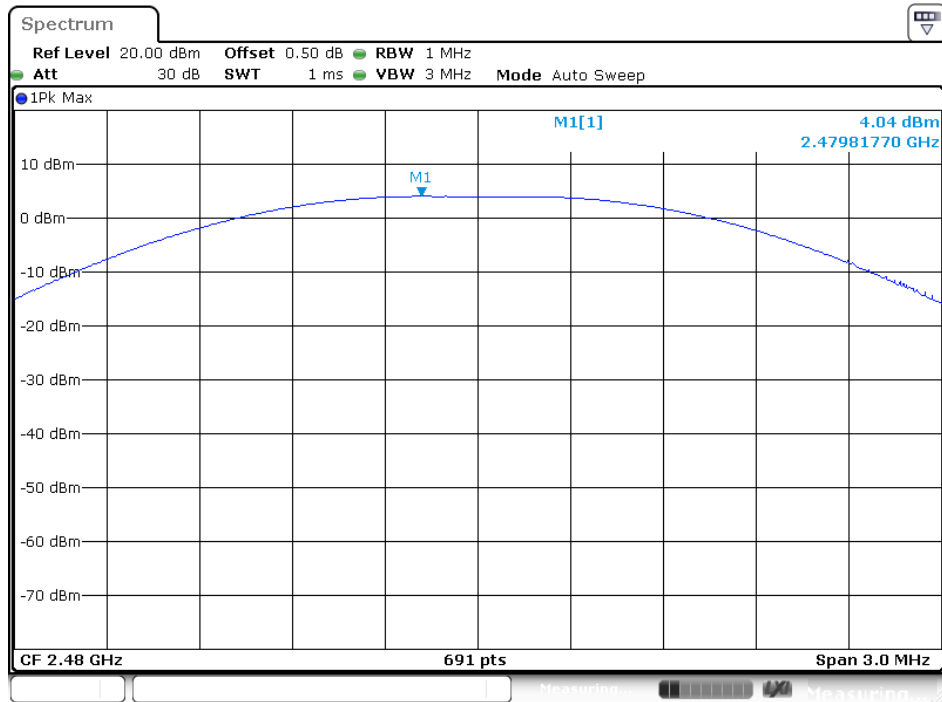
Low channel



Middle channel

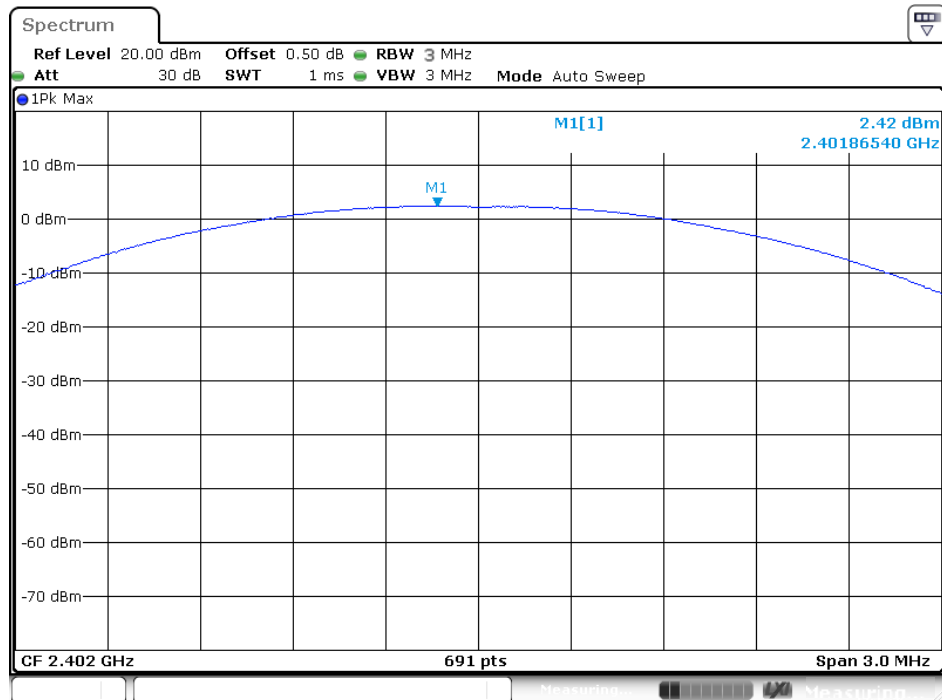


High channel

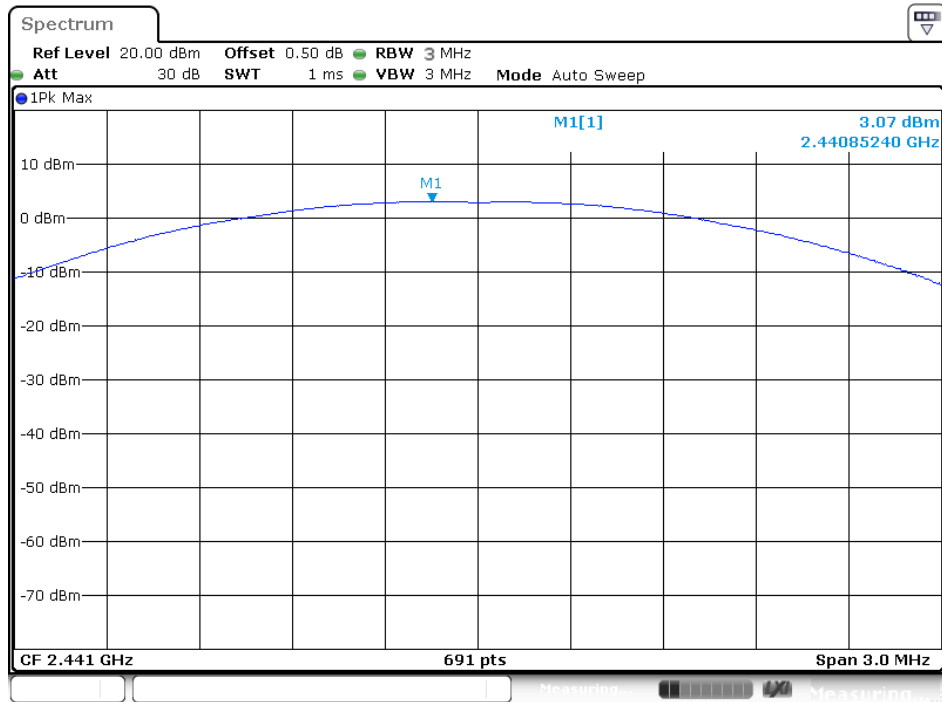


II/4-DQPSK Mode

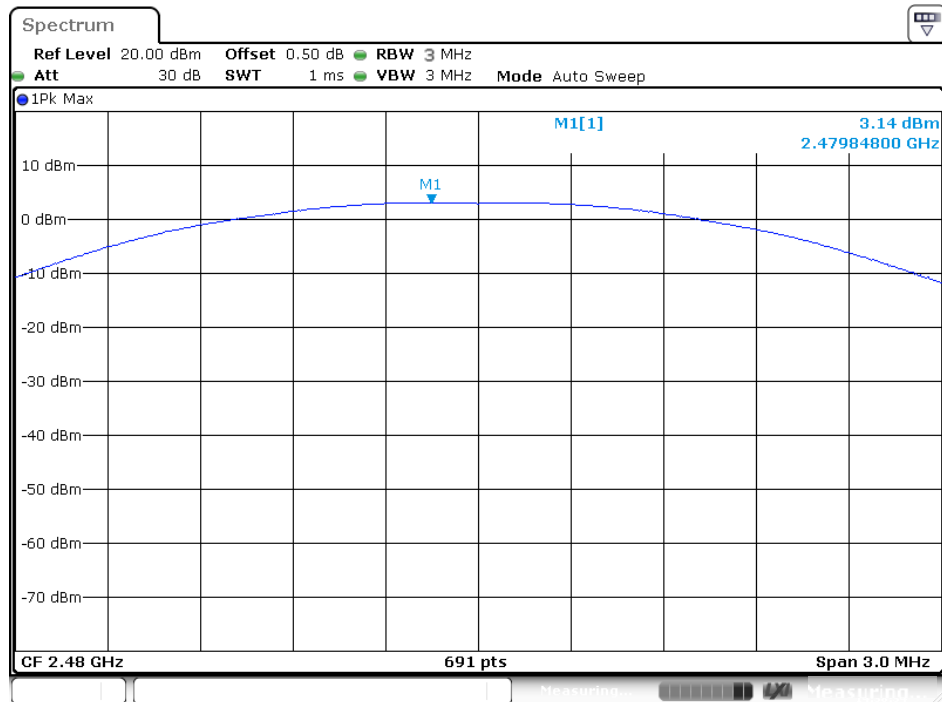
Low channel



Middle channel

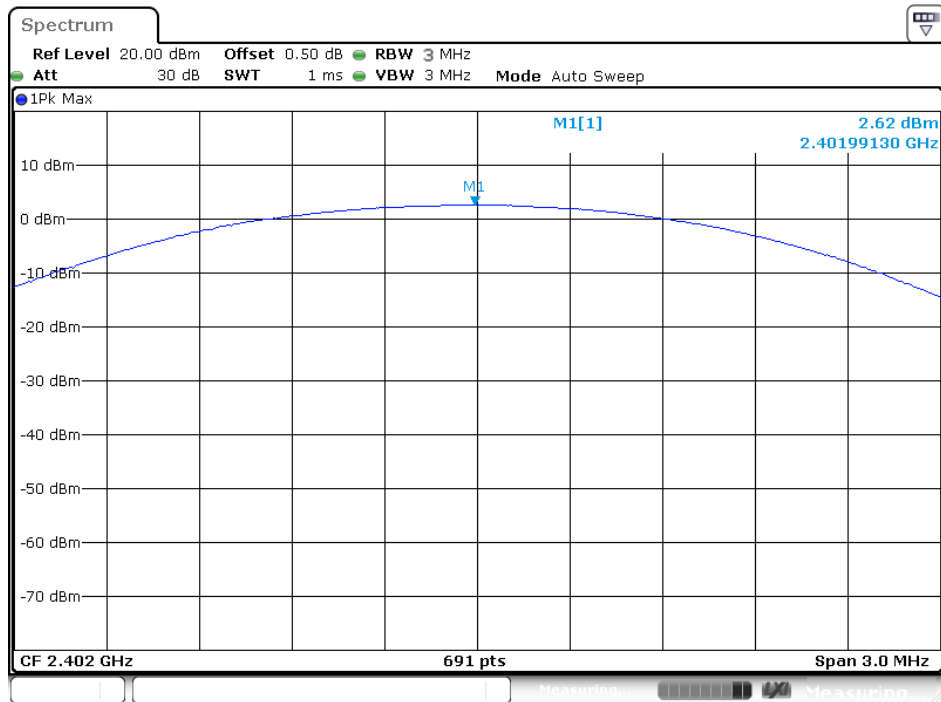


High channel

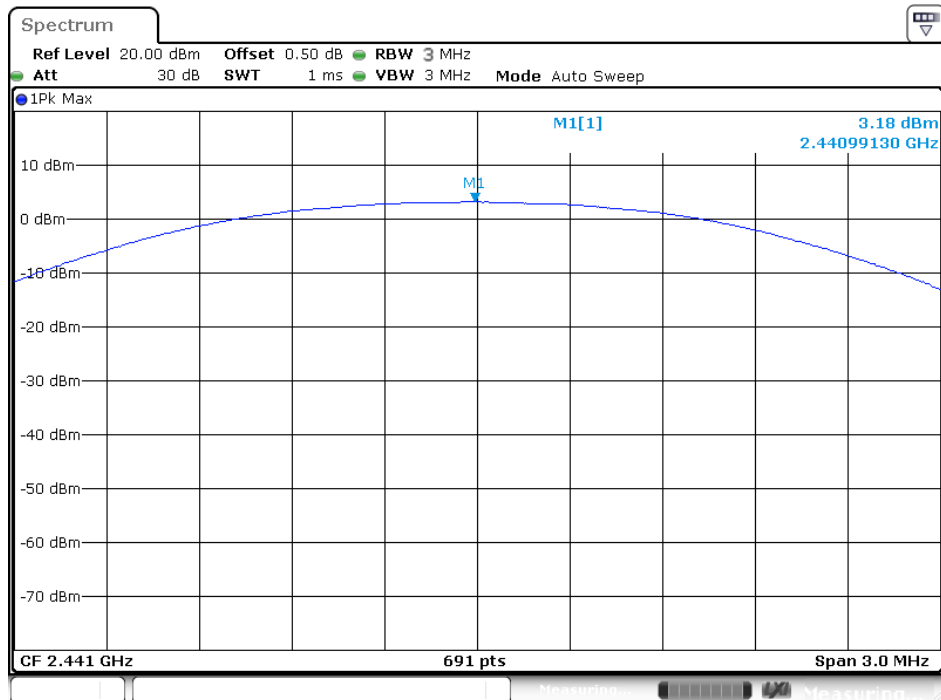


8DPSK Mode

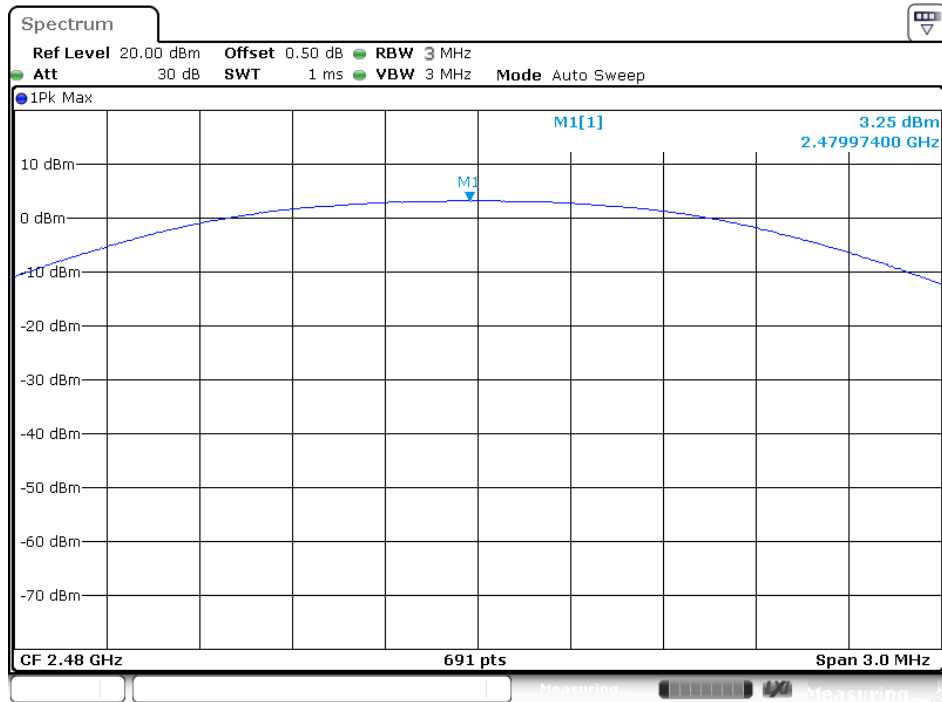
Low channel



Middle channel



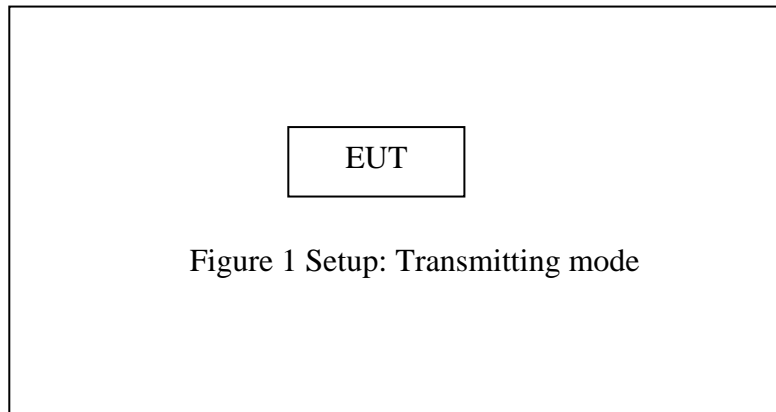
High channel



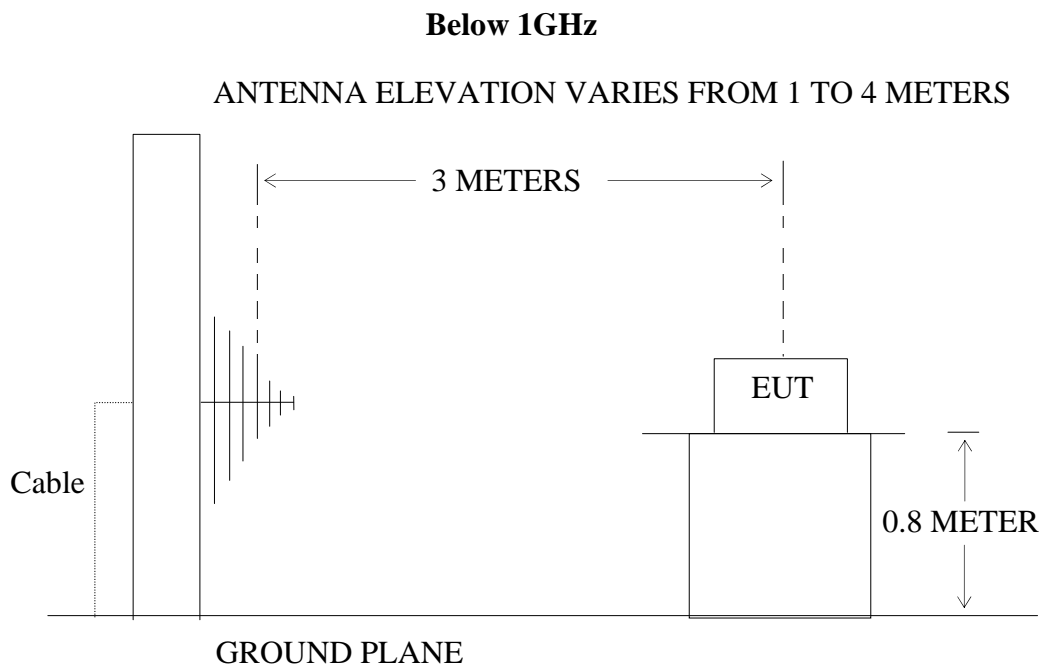
10.RADIATED EMISSION TEST

10.1.Block Diagram of Test Setup

10.1.1.Block diagram of connection between the EUT and peripherals

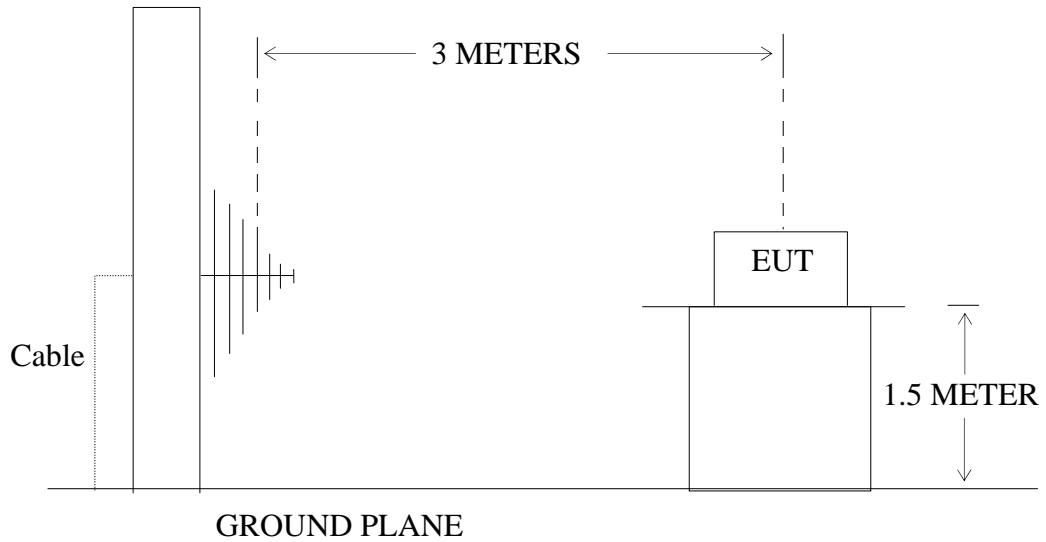


10.1.2.Semi-Anechoic Chamber Test Setup Diagram



Above 1GHz

ANTENNA ELEVATION VARIES FROM 1 TO 4 METERS



10.2. The Limit For Section 15.247(d)

Section 15.247(d): In any 100 kHz bandwidth outside the frequency band in which the spread spectrum or digitally modulated intentional radiator is operating, the radio frequency power that is produced by the intentional radiator shall be at least 20 dB below that in the 100 kHz bandwidth within the band that contains the highest level of the desired power, based on either an RF conducted or a radiated measurement, provided the transmitter demonstrates compliance with the peak conducted power limits. If the transmitter complies with the conducted power limits based on the use of RMS averaging over a time interval, as permitted under paragraph (b)(3) of this section, the attenuation required under this paragraph shall be 30 dB instead of 20 dB. Attenuation below the general limits specified in Section 15.209(a) is not required. In addition, radiated emissions which fall in the restricted bands, as defined in Section 15.205(a), must also comply with the radiated emission limits specified in Section 15.209(a).

10.3.Restricted bands of operation

10.3.1.FCC Part 15.205 Restricted bands of operation

(a) Except as shown in paragraph (d) of this section, Only spurious emissions are permitted in any of the frequency bands listed below:

MHz	MHz	MHz	GHz
0.090-0.110	16.42-16.423	399.9-410	4.5-5.15
¹ 0.495-0.505	16.69475-16.69525	608-614	5.35-5.46
2.1735-2.1905	16.80425-16.80475	960-1240	7.25-7.75
4.125-4.128	25.5-25.67	1300-1427	8.025-8.5
4.17725-4.17775	37.5-38.25	1435-1626.5	9.0-9.2
4.20725-4.20775	73-74.6	1645.5-1646.5	9.3-9.5
6.215-6.218	74.8-75.2	1660-1710	10.6-12.7
6.26775-6.26825	108-121.94	1718.8-1722.2	13.25-13.4
6.31175-6.31225	123-138	2200-2300	14.47-14.5
8.291-8.294	149.9-150.05	2310-2390	15.35-16.2
8.362-8.366	156.52475-156.52525	2483.5-2500	17.7-21.4
8.37625-8.38675	156.7-156.9	2690-2900	22.01-23.12
8.41425-8.41475	162.0125-167.17	3260-3267	23.6-24.0
12.29-12.293	167.72-173.2	3332-3339	31.2-31.8
12.51975-12.52025	240-285	3345.8-3358	36.43-36.5
12.57675-12.57725	322-335.4	3600-4400	(²)
13.36-13.41			

¹Until February 1, 1999, this restricted band shall be 0.490-0.510

²Above 38.6

(b) Except as provided in paragraphs (d) and (e), the field strength of emission appearing within these frequency bands shall not exceed the limits shown in Section 15.209. At frequencies equal to or less than 1000MHz, Compliance with the limits in Section 15.209 shall be demonstrated using measurement instrumentation employing a CISPR quasi-peak detector. Above 1000MHz, compliance with the emission limits in Section 15.209 shall be demonstrated based on the average value of the measured emissions. The provisions in Section 15.35 apply to these measurements.

10.4.Configuration of EUT on Measurement

The equipment is installed on Radiated Emission Measurement to meet the commission requirements and operating regulations in a manner which tends to maximize its emission characteristics in normal application.

10.5. Test Procedure

The EUT and its simulators are placed on a turntable, which is 0.8 meter high above ground (Below 1GHz). The EUT and its simulators are placed on a turntable, which is 1.5 meter high above ground (Above 1GHz). The turntable can rotate 360 degrees to determine the position of the maximum emission level. EUT is set 3.0 meters away from the receiving antenna, which is mounted on an antenna tower. The antenna can be moved up and down between 1.0 meter and 4 meters to find out the maximum emission level. Broadband antenna (calibrated bi-log antenna) is used as receiving antenna. Both horizontal and vertical polarizations of the antenna are set on measurement. In order to find the maximum emission levels, all of the EUT location must be manipulated according to ANSI C63.10:2013 on radiated emission measurement. The EUT was tested in 3 orthogonal planes.

During the radiated emission test, the spectrum analyzer was set with the following configurations:

1. The resolution bandwidth and video bandwidth of test receiver/spectrum analyzer is 120kHz for Quasi-peak at frequency below 1GHz.
2. The resolution bandwidth of test receiver/spectrum analyzer is 1MHz and video bandwidth is 3MHz for peak measurement with peak detector at frequency above 1GHz.
3. The resolution bandwidth of test receiver/spectrum analyzer is 1MHz and video bandwidth is 10Hz for Average measurement with peak detection at frequency above 1GHz.
4. All modes of operation were investigated and the worst-case emissions are reported.

10.6. The Field Strength of Radiation Emission Measurement Results

Note:

1. We tested GFSK mode, $\pi/4$ -DQPSK Mode & 8QPSK mode and recorded the worst case data (GFSK mode) for all test mode.

2. The test frequency is from 30MHz to 25GHz, The 18-25GHz emissions are not reported, because the levels are too low against the limit.

Below 1GHz



ACCURATE TECHNOLOGY CO., LTD.

F1,Bldg,A,Changyuan New Material Port Keyuan Rd,
Science & Industry Park,Nanshan Shenzhen,P.R.China

Site: 1# Chamber

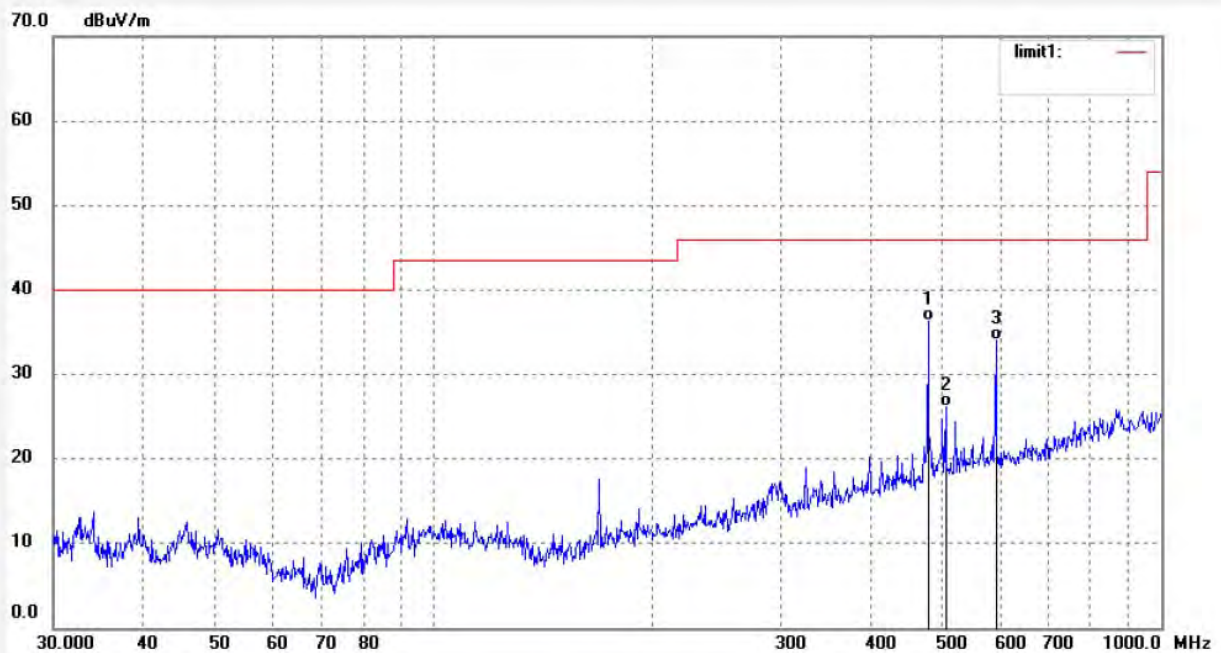
Tel:+86-0755-26503290

Fax:+86-0755-26503396

Job No.: STAR2016 #447
Standard: FCC Class B 3M Radiated
Test item: Radiation Test
Temp.(C)/Hum.(%) 25 C / 55 %
EUT: Report No.:ATE20160474
Mode: TX 2402MHz
Model: CB-335076
Manufacturer: CLEVER BRIGHT

Polarization: Vertical
Power Source: DC 3.7V
Date: 16/03/25/
Time: 17/21/31
Engineer Signature: star
Distance: 3m

Note: EUT: COLOR CHANGING BLUETOOTH RECTANGLE SPEAKERS



No.	Freq. (MHz)	Reading (dBuV/m)	Factor (dB)	Result (dBuV/m)	Limit (dBuV/m)	Margin (dB)	Detector	Height (cm)	Degree (deg.)	Remark
1	478.1394	48.91	-12.67	36.24	46.00	-9.76	QP			
2	505.7891	38.14	-11.94	26.20	46.00	-19.80	QP			
3	592.4289	44.38	-10.32	34.06	46.00	-11.94	QP			



ACCURATE TECHNOLOGY CO., LTD.

F1,Bldg,A,Changyuan New Material Port Keyuan Rd,
Science & Industry Park,Nanshan Shenzhen,P.R.China

Site: 1# Chamber

Tel:+86-0755-26503290

Fax:+86-0755-26503396

Job No.: STAR2016 #448

Standard: FCC Class B 3M Radiated

Test item: Radiation Test

Temp.(C)/Hum.(%) 25 C / 55 %

EUT: Report No.:ATE20160474

Mode: TX 2402MHz

Model: CB-335076

Manufacturer: CLEVER BRIGHT

Polarization: Horizontal

Power Source: DC 3.7V

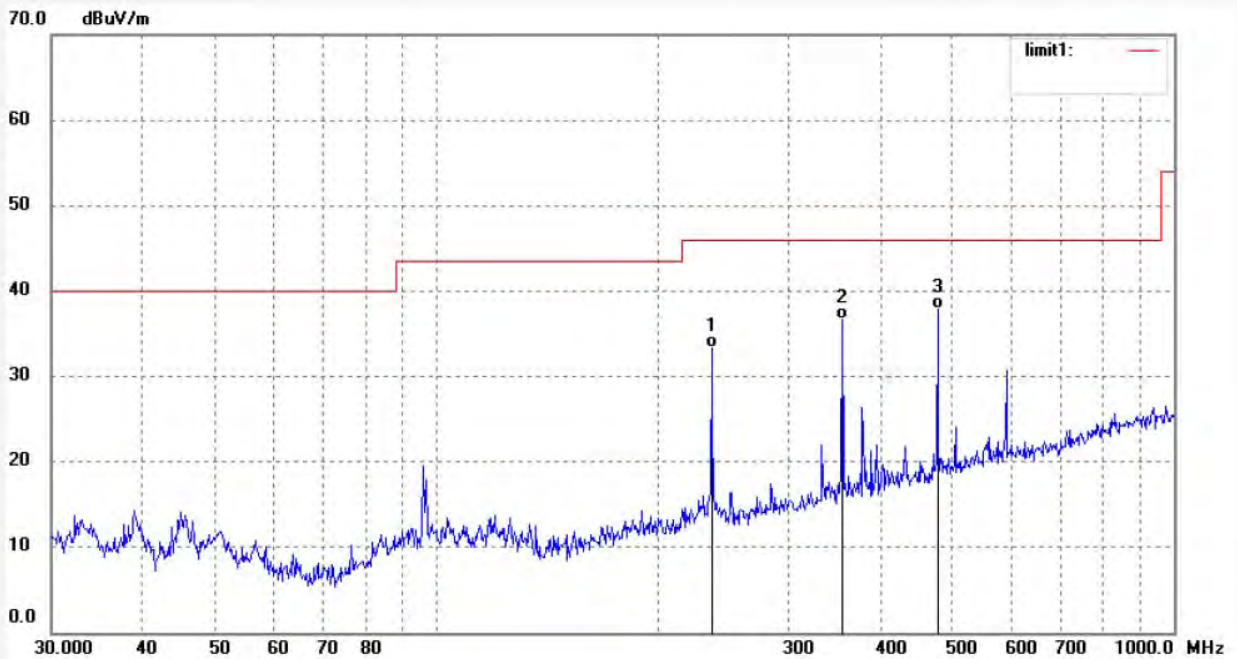
Date: 16/03/25/

Time: 17/24/03

Engineer Signature: star

Distance: 3m

Note: EUT: COLOR CHANGING BLUETOOTH RECTANGLE SPEAKERS



No.	Freq. (MHz)	Reading (dBuV/m)	Factor (dB)	Result (dBuV/m)	Limit (dBuV/m)	Margin (dB)	Detector	Height (cm)	Degree (deg.)	Remark
1	235.9622	51.22	-17.94	33.28	46.00	-12.72	QP			
2	354.6912	51.54	-14.93	36.61	46.00	-9.39	QP			
3	478.1394	50.54	-12.67	37.87	46.00	-8.13	QP			


ACCURATE TECHNOLOGY CO., LTD.

 F1,Bldg,A,Changyuan New Material Port Keyuan Rd,
 Science & Industry Park,Nanshan Shenzhen,P.R.China

Site: 1# Chamber

Tel:+86-0755-26503290

Fax:+86-0755-26503396

Job No.: STAR2016 #449

Standard: FCC Class B 3M Radiated

Test item: Radiation Test

Temp.(C)/Hum.(%) 25 C / 55 %

EUT: Report No.:ATE20160474

Mode: TX 2441MHz

Model: CB-335076

Manufacturer: CLEVER BRIGHT

Polarization: Horizontal

Power Source: DC 3.7V

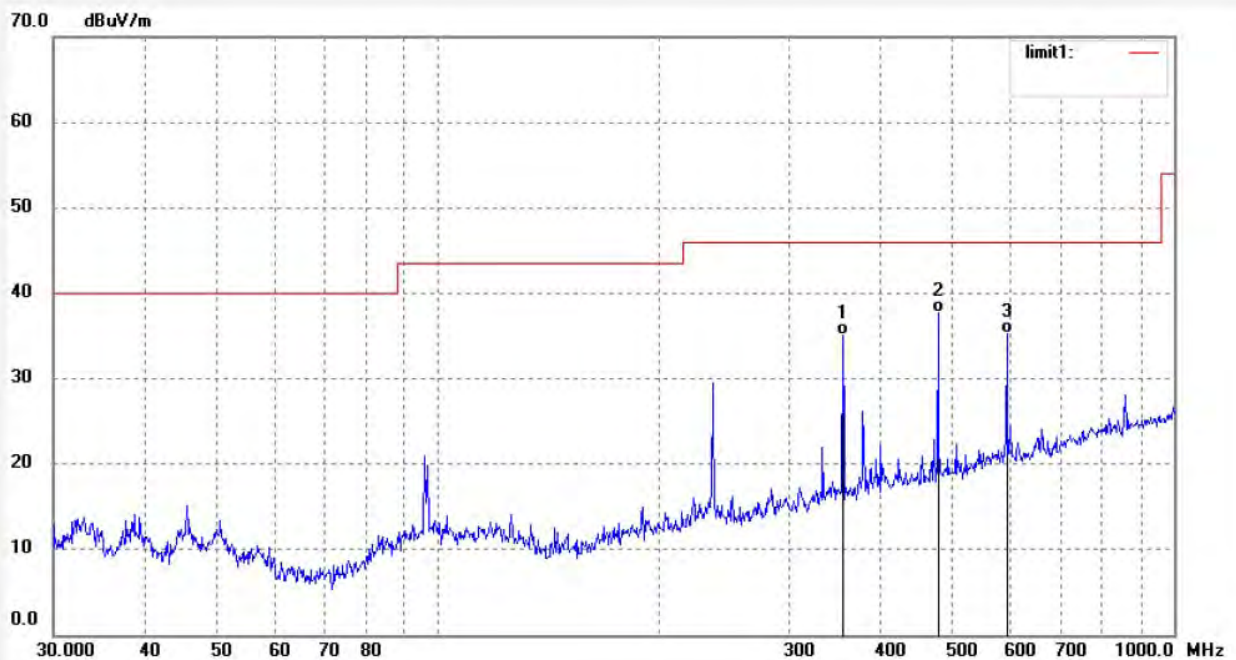
Date: 16/03/25/

Time: 17/28/58

Engineer Signature: star

Distance: 3m

Note: EUT: COLOR CHANGING BLUETOOTH RECTANGLE SPEAKERS



No.	Freq. (MHz)	Reading (dBuV/m)	Factor (dB)	Result (dBuV/m)	Limit (dBuV/m)	Margin (dB)	Detector	Height (cm)	Degree (deg.)	Remark
1	354.6912	50.03	-14.93	35.10	46.00	-10.90	QP			
2	478.1394	50.38	-12.66	37.72	46.00	-8.28	QP			
3	592.4290	45.58	-10.32	35.26	46.00	-10.74	QP			



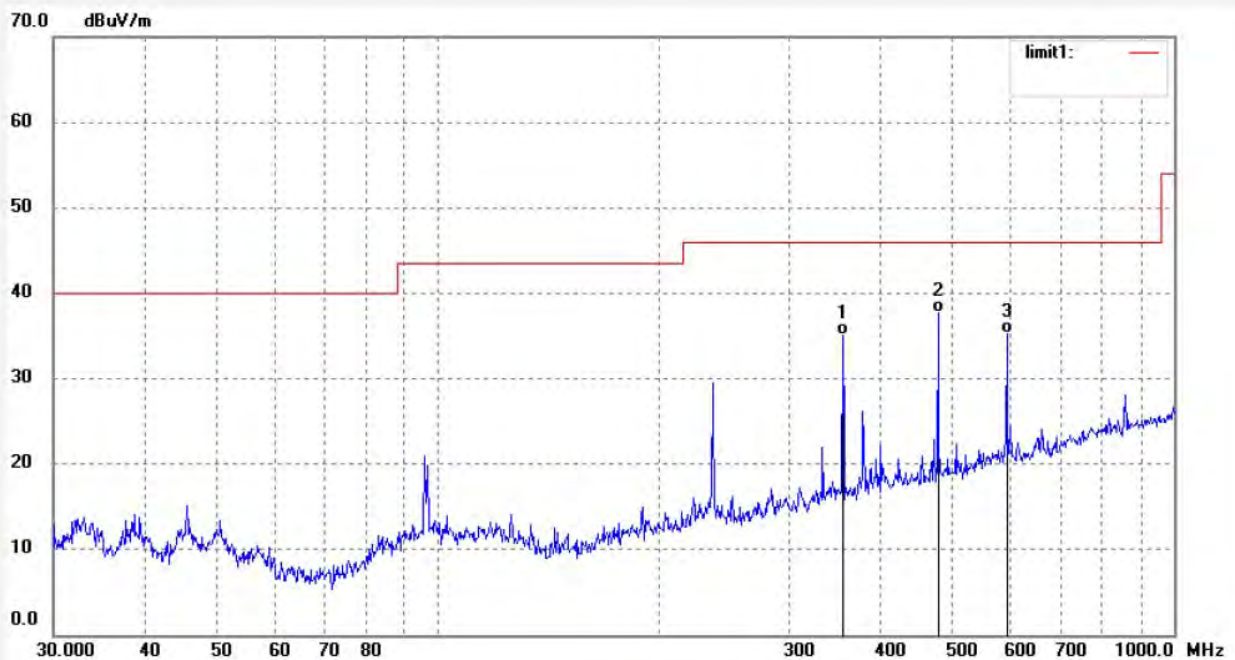
ACCURATE TECHNOLOGY CO., LTD.

F1,Bldg,A,Changyuan New Material Port Keyuan Rd,
Science & Industry Park,Nanshan Shenzhen,P.R.China

Site: 1# Chamber
Tel:+86-0755-26503290
Fax:+86-0755-26503396

Job No.: STAR2016 #449	Polarization: Horizontal
Standard: FCC Class B 3M Radiated	Power Source: DC 3.7V
Test item: Radiation Test	Date: 16/03/25/
Temp.(C)/Hum.(%) 25 C / 55 %	Time: 17/28/58
EUT: Report No.:ATE20160474	Engineer Signature: star
Mode: TX 2441MHz	Distance: 3m
Model: CB-335076	
Manufacturer: CLEVER BRIGHT	

Note: EUT: COLOR CHANGING BLUETOOTH RECTANGLE SPEAKERS



No.	Freq. (MHz)	Reading (dBuV/m)	Factor (dB)	Result (dBuV/m)	Limit (dBuV/m)	Margin (dB)	Detector	Height (cm)	Degree (deg.)	Remark
1	354.6912	50.03	-14.93	35.10	46.00	-10.90	QP			
2	478.1394	50.38	-12.66	37.72	46.00	-8.28	QP			
3	592.4290	45.58	-10.32	35.26	46.00	-10.74	QP			



ACCURATE TECHNOLOGY CO., LTD.

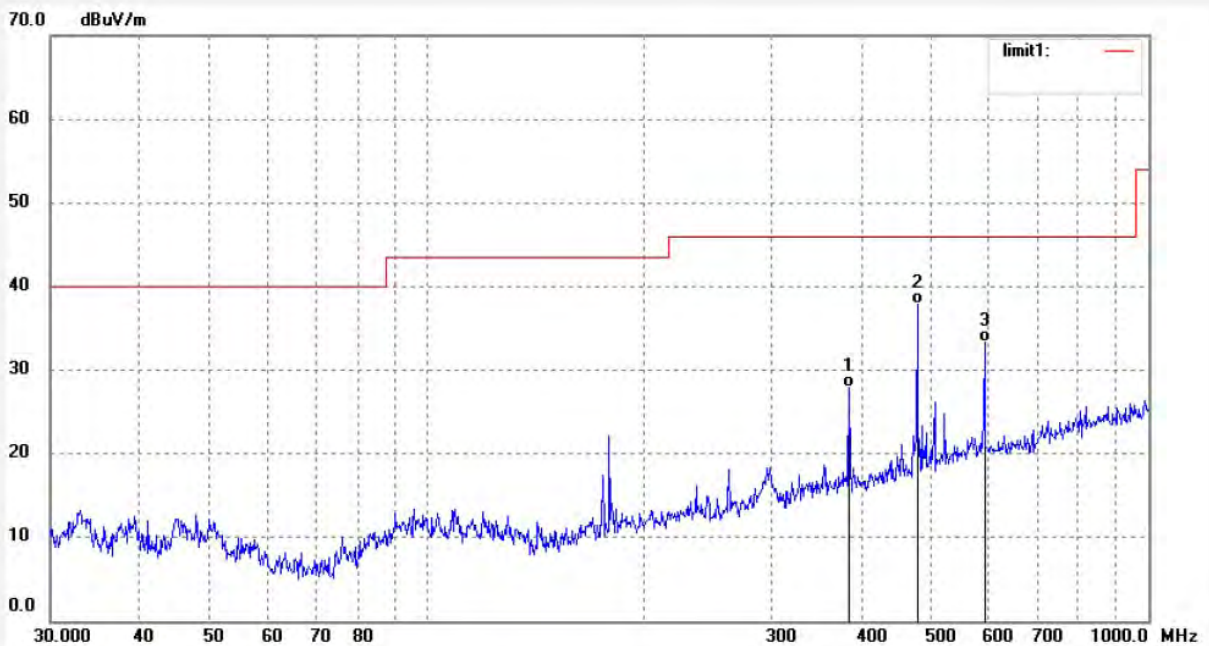
F1,Bldg,A,Changyuan New Material Port Keyuan Rd,
Science & Industry Park,Nanshan Shenzhen,P.R.China

Site: 1# Chamber
Tel:+86-0755-26503290
Fax:+86-0755-26503396

Job No.: STAR2016 #451
Standard: FCC Class B 3M Radiated
Test item: Radiation Test
Temp.(C)/Hum.(%) 25 C / 55 %
EUT: Report No.:ATE20160474
Mode: TX 2480MHz
Model: CB-335076
Manufacturer: CLEVER BRIGHT

Polarization: Vertical
Power Source: DC 3.7V
Date: 16/03/25/
Time: 17/40/27
Engineer Signature: star
Distance: 3m

Note: EUT: COLOR CHANGING BLUETOOTH RECTANGLE SPEAKERS



No.	Freq. (MHz)	Reading (dBuV/m)	Factor (dB)	Result (dBuV/m)	Limit (dBuV/m)	Margin (dB)	Detector	Height (cm)	Degree (deg.)	Remark
1	384.5446	42.51	-14.64	27.87	46.00	-18.13	QP			
2	478.1394	50.61	-12.67	37.94	46.00	-8.06	QP			
3	592.4289	43.66	-10.32	33.34	46.00	-12.66	QP			



ACCURATE TECHNOLOGY CO., LTD.

F1,Bldg,A,Changyuan New Material Port Keyuan Rd,
Science & Industry Park,Nanshan Shenzhen,P.R.China

Site: 1# Chamber

Tel:+86-0755-26503290

Fax:+86-0755-26503396

Job No.: STAR2016 #452

Standard: FCC Class B 3M Radiated

Test item: Radiation Test

Temp.(C)/Hum.(%) 25 C / 55 %

EUT: Report No.:ATE20160474

Mode: TX 2480MHz

Model: CB-335076

Manufacturer: CLEVER BRIGHT

Polarization: Horizontal

Power Source: DC 3.7V

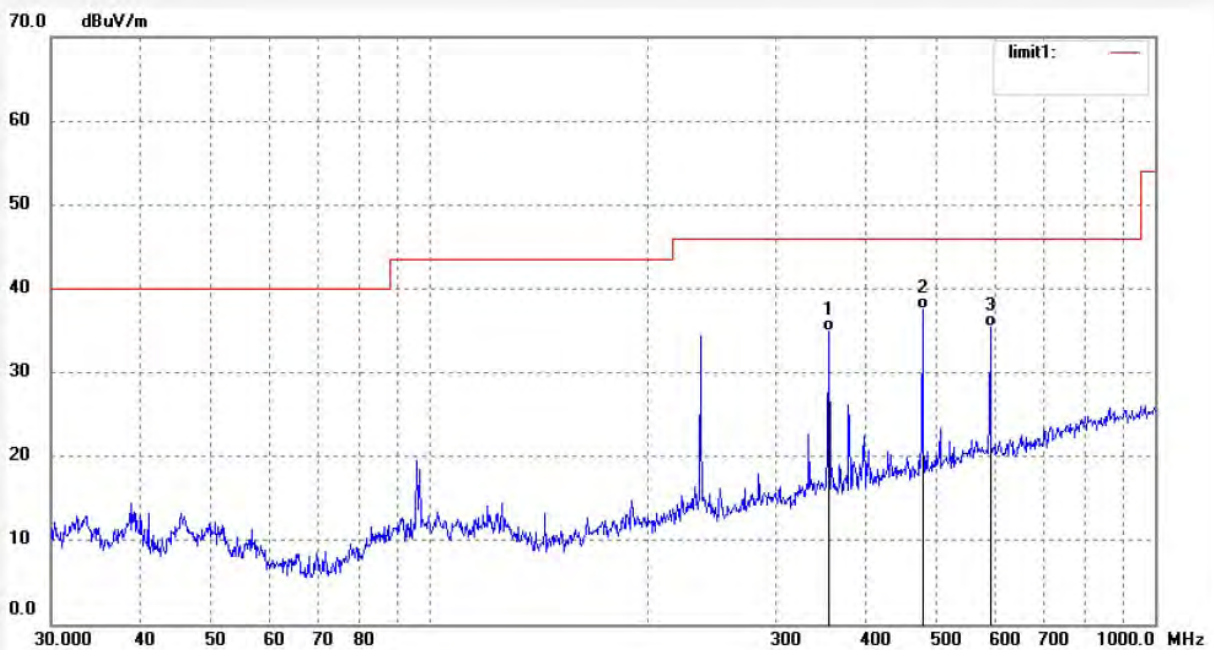
Date: 16/03/25/

Time: 17/43/01

Engineer Signature: star

Distance: 3m

Note: EUT: COLOR CHANGING BLUETOOTH RECTANGLE SPEAKERS



No.	Freq. (MHz)	Reading (dBuV/m)	Factor (dB)	Result (dBuV/m)	Limit (dBuV/m)	Margin (dB)	Detector	Height (cm)	Degree (deg.)	Remark
1	354.6911	49.77	-14.93	34.84	46.00	-11.16	QP			
2	478.1394	50.23	-12.67	37.56	46.00	-8.44	QP			
3	592.4289	45.75	-10.32	35.43	46.00	-10.57	QP			

Above 1GHz


ACCURATE TECHNOLOGY CO., LTD.

 F1,Bldg,A,Changyuan New Material Port Keyuan Rd,
 Science & Industry Park,Nanshan Shenzhen,P.R.China

Site: 1# Chamber

Tel:+86-0755-26503290

Fax:+86-0755-26503396

Job No.: Igwade #1099

Standard: FCC Class B 3M Radiated

Test item: Radiation Test

Temp.(C)/Hum.(%) 23 C / 48 %

EUT: Report No.:ATE20160474

Mode: TX 2402MHz

Model: CB-335076

Manufacturer: CLEVER BRIGHT

Polarization: Horizontal

Power Source: DC 3.7V

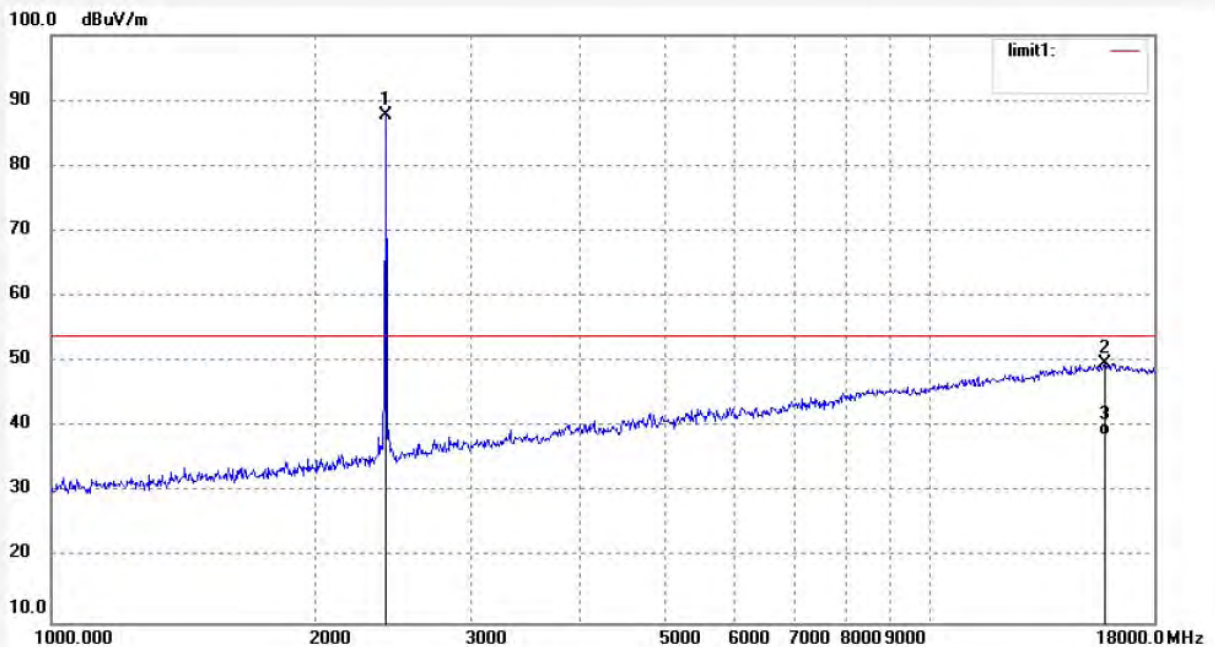
Date: 16/03/24/

Time: 19/40/47

Engineer Signature:

Distance: 3m

Note: EUT: COLOR CHANGING BLUETOOTH RECTANGLE SPEAKERS



No.	Freq. (MHz)	Reading (dBuV/m)	Factor (dB)	Result (dBuV/m)	Limit (dBuV/m)	Margin (dB)	Detector	Height (cm)	Degree (deg.)	Remark
1	2402.000	95.14	-7.45	87.69	---	---	peak			
2	15804.663	9.71	40.04	49.75	74.00	-54.25	peak			
3	15804.663	-1.35	40.04	38.69	54.00	-15.31	AVG			

Note: Average measurement with peak detection at No.2



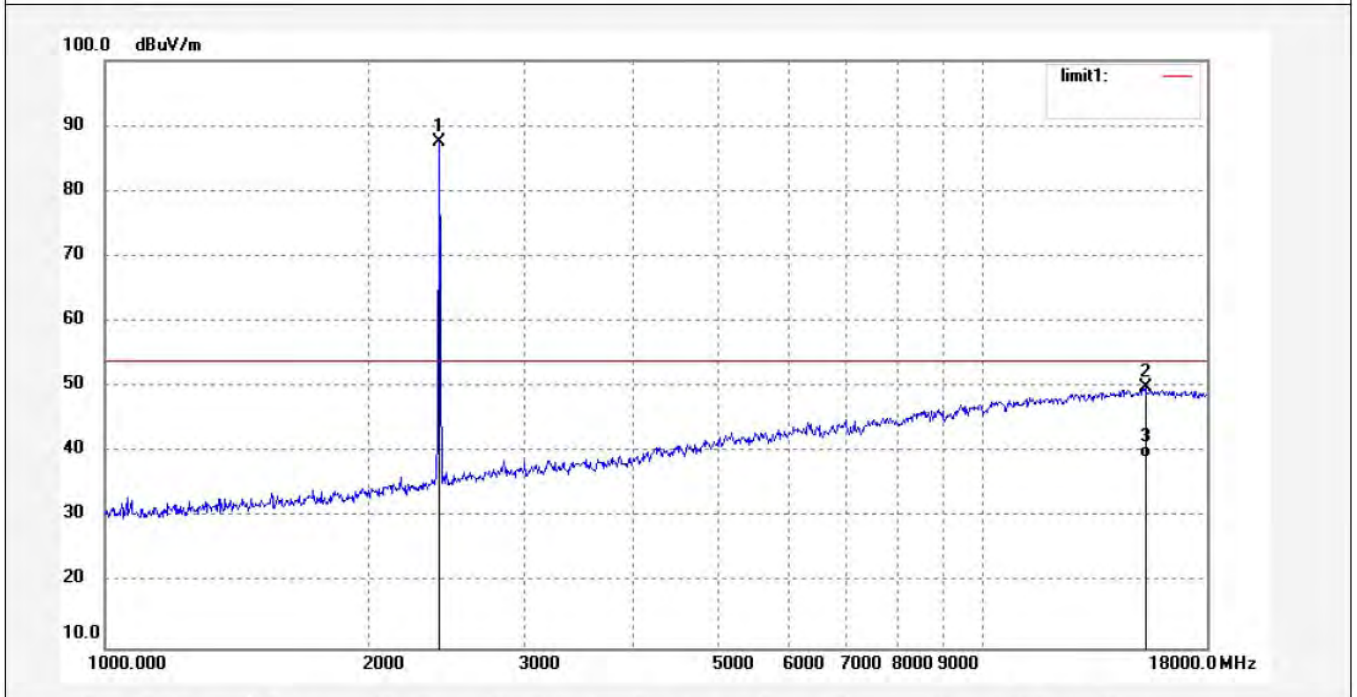
ACCURATE TECHNOLOGY CO., LTD.

F1,Bldg,A,Changyuan New Material Port Keyuan Rd,
Science & Industry Park,Nanshan Shenzhen,P.R.China

Site: 1# Chamber
Tel:+86-0755-26503290
Fax:+86-0755-26503396

Job No.: Igwade #1100	Polarization: Vertical
Standard: FCC Class B 3M Radiated	Power Source: DC 3.7V
Test item: Radiation Test	Date: 16/03/24/
Temp.(C)/Hum.(%) 23 C / 48 %	Time: 19/44/18
EUT: Report No.:ATE20160474	Engineer Signature:
Mode: TX 2402MHz	Distance: 3m
Model: CB-335076	
Manufacturer: CLEVER BRIGHT	

Note: EUT: COLOR CHANGING BLUETOOTH RECTANGLE SPEAKERS



No.	Freq. (MHz)	Reading (dBuV/m)	Factor (dB)	Result (dBuV/m)	Limit (dBuV/m)	Margin (dB)	Detector	Height (cm)	Degree (deg.)	Remark
1	2402.000	95.07	-7.45	87.62	---	---	peak			
2	15310.072	9.36	40.48	49.84	74.00	-24.16	peak			
3	15310.072	-1.25	40.48	39.23	54.00	-14.77	AVG			

Note: Average measurement with peak detection at No.2



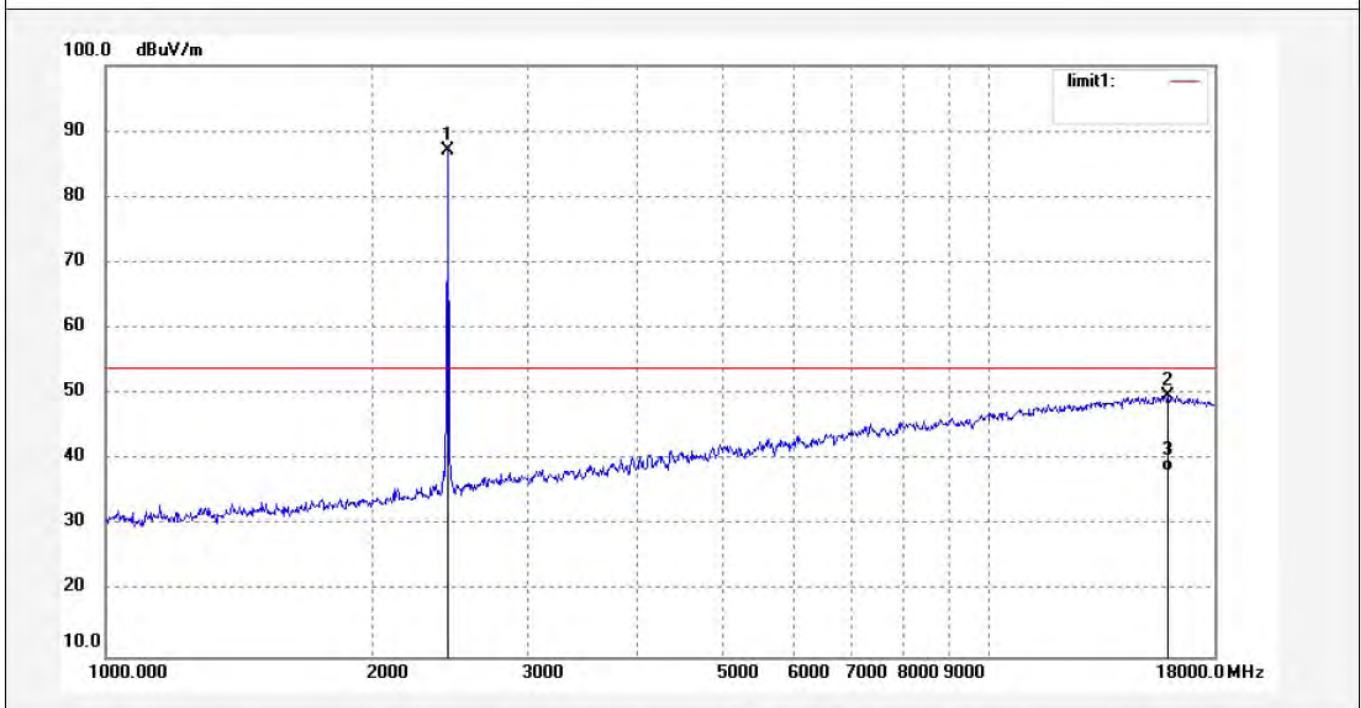
ACCURATE TECHNOLOGY CO., LTD.

F1,Bldg,A,Changyuan New Material Port Keyuan Rd,
Science & Industry Park,Nanshan Shenzhen,P.R.China

Site: 1# Chamber
Tel:+86-0755-26503290
Fax:+86-0755-26503396

Job No.: Igwade #1103	Polarization: Horizontal
Standard: FCC Class B 3M Radiated	Power Source: DC 3.7V
Test item: Radiation Test	Date: 16/03/24/
Temp.(C)/Hum.(%) 23 C / 48 %	Time: 19/49/44
EUT: Report No.:ATE20160474	Engineer Signature:
Mode: TX 2441MHz	Distance: 3m
Model: CB-335076	
Manufacturer: CLEVER BRIGHT	

Note: EUT: COLOR CHANGING BLUETOOTH RECTANGLE SPEAKERS



No.	Freq. (MHz)	Reading (dBuV/m)	Factor (dB)	Result (dBuV/m)	Limit (dBuV/m)	Margin (dB)	Detector	Height (cm)	Degree (deg.)	Remark
1	2441.000	94.51	-7.35	87.16	---	---	peak			
2	15942.303	9.65	40.01	49.66	74.00	-24.34	peak			
3	15942.303	-1.81	40.01	38.20	54.00	-15.80	AVG			

Note: Average measurement with peak detection at No.2


ACCURATE TECHNOLOGY CO., LTD.

 F1,Bldg,A,Changyuan New Material Port Keyuan Rd,
 Science & Industry Park,Nanshan Shenzhen,P.R.China

Site: 1# Chamber

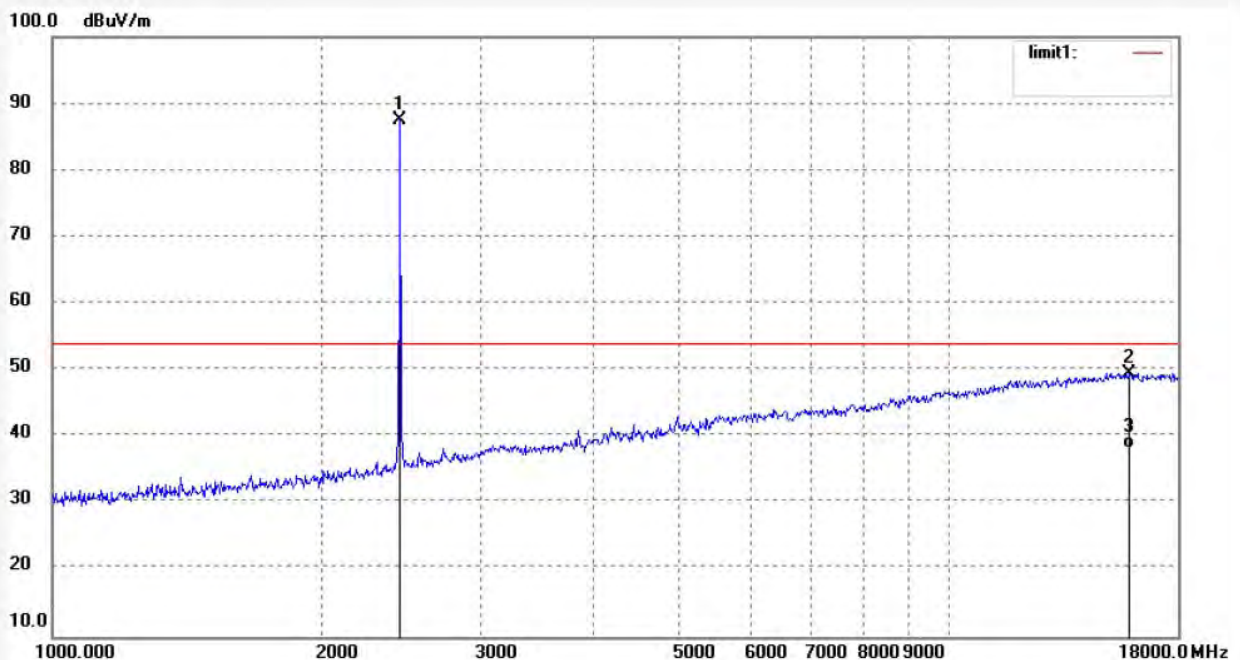
Tel:+86-0755-26503290

Fax:+86-0755-26503396

 Job No.: Igwade #1104
 Standard: FCC Class B 3M Radiated
 Test item: Radiation Test
 Temp.(C)/Hum.(%) 23 C / 48 %
 EUT: Report No.:ATE20160474
 Mode: TX 2441MHz
 Model: CB-335076
 Manufacturer: CLEVER BRIGHT

 Polarization: Vertical
 Power Source: DC 3.7V
 Date: 16/03/24/
 Time: 19/52/31
 Engineer Signature:
 Distance: 3m

Note: EUT: COLOR CHANGING BLUETOOTH RECTANGLE SPEAKERS



No.	Freq. (MHz)	Reading (dBuV/m)	Factor (dB)	Result (dBuV/m)	Limit (dBuV/m)	Margin (dB)	Detector	Height (cm)	Degree (deg.)	Remark
1	2441.000	94.82	-7.35	87.47	---	---	peak			
2	15850.410	9.56	40.03	49.59	74.00	-24.41	peak			
3	15850.410	-1.89	40.03	38.14	54.00	-15.86	AVG			

Note: Average measurement with peak detection at No.2

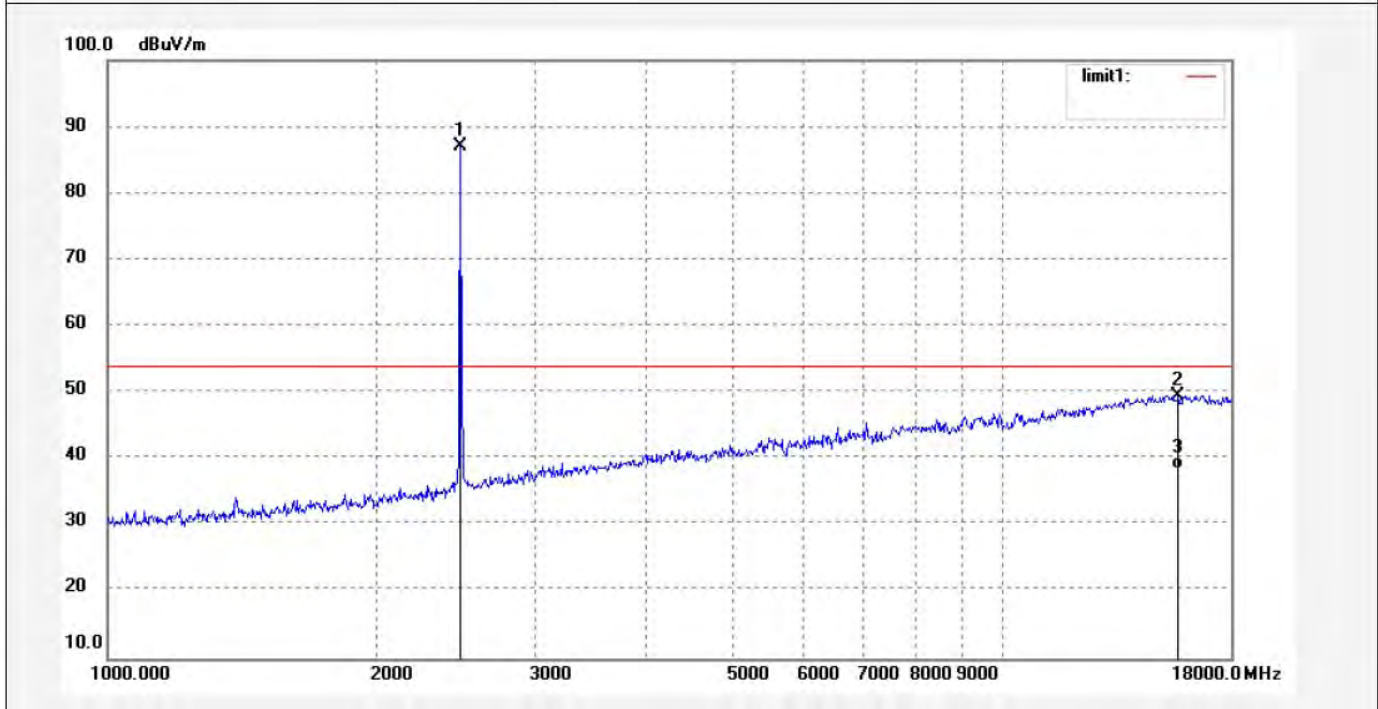

ACCURATE TECHNOLOGY CO., LTD.

 F1,Bldg.A,Changyuan New Material Port Keyuan Rd,
 Science & Industry Park,Nanshan Shenzhen,P.R.China

 Site: 1# Chamber
 Tel:+86-0755-26503290
 Fax:+86-0755-26503396

Job No.: Igwade #1105	Polarization: Vertical
Standard: FCC Class B 3M Radiated	Power Source: DC 3.7V
Test item: Radiation Test	Date: 16/03/24/
Temp.(C)/Hum.(%) 23 C / 48 %	Time: 19/56/22
EUT: Report No.:ATE20160474	Engineer Signature:
Mode: TX 2480MHz	Distance: 3m
Model: CB-335076	
Manufacturer: CLEVER BRIGHT	

Note: EUT: COLOR CHANGING BLUETOOTH RECTANGLE SPEAKERS



No.	Freq. (MHz)	Reading (dBuV/m)	Factor (dB)	Result (dBuV/m)	Limit (dBuV/m)	Margin (dB)	Detector	Height (cm)	Degree (deg.)	Remark
1	2480.000	94.34	-7.37	86.97	---	---	peak			
2	15713.564	9.45	40.06	49.51	74.00	-24.49	peak			
3	15713.564	-1.58	40.06	38.48	54.00	-15.52	AVG			

Note: Average measurement with peak detection at No.2


ACCURATE TECHNOLOGY CO., LTD.

 F1,Bldg,A,Changyuan New Material Port Keyuan Rd,
 Science & Industry Park,Nanshan Shenzhen,P.R.China

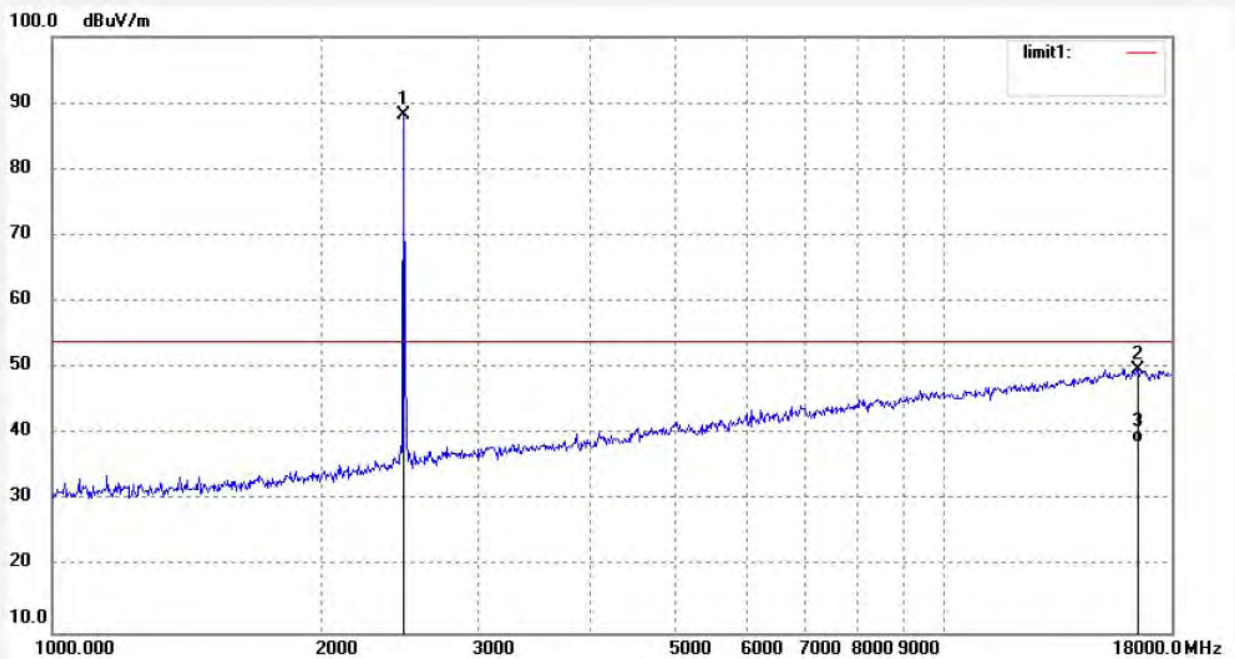
Site: 1# Chamber

Tel:+86-0755-26503290

Fax:+86-0755-26503396

Job No.: Igwade #1106	Polarization: Horizontal
Standard: FCC Class B 3M Radiated	Power Source: DC 3.7V
Test item: Radiation Test	Date: 16/03/24/
Temp.(C)/Hum.(%) 23 C / 48 %	Time: 20/01/13
EUT: Report No.:ATE20160474	Engineer Signature:
Mode: TX 2480MHz	Distance: 3m
Model: CB-335076	
Manufacturer: CLEVER BRIGHT	

Note: EUT: COLOR CHANGING BLUETOOTH RECTANGLE SPEAKERS

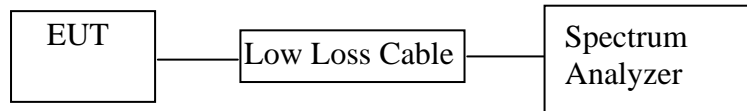


No.	Freq. (MHz)	Reading (dBuV/m)	Factor (dB)	Result (dBuV/m)	Limit (dBuV/m)	Margin (dB)	Detector	Height (cm)	Degree (deg.)	Remark
1	2480.000	95.56	-7.37	88.19	---	---	peak			
2	16504.954	9.40	40.31	49.71	74.00	-24.29	peak			
3	16504.954	-1.58	40.31	38.73	54.00	-15.27	AVG			

Note: Average measurement with peak detection at No.2

11.BAND EDGE COMPLIANCE TEST

11.1.Block Diagram of Test Setup



(EUT: COLOR CHANGING BLUETOOTH RECTANGLE SPEAKERS)

11.2.The Requirement For Section 15.247(d)

Section 15.247(d): In any 100 kHz bandwidth outside the frequency band in which the spread spectrum or digitally modulated intentional radiator is operating, the radio frequency power that is produced by the intentional radiator shall be at least 20 dB below that in the 100 kHz bandwidth within the band that contains the highest level of the desired power, based on either an RF conducted or a radiated measurement, provided the transmitter demonstrates compliance with the peak conducted power limits. If the transmitter complies with the conducted power limits based on the use of RMS averaging over a time interval, as permitted under paragraph (b)(3) of this section, the attenuation required under this paragraph shall be 30 dB instead of 20 dB. Attenuation below the general limits specified in Section 15.209(a) is not required. In addition, radiated emissions which fall in the restricted bands, as defined in Section 15.205(a), must also comply with the radiated emission limits specified in Section 15.209(a).

11.3.EUT Configuration on Measurement

The equipment are installed on the emission Measurement to meet the commission requirements and operating regulations in a manner which tends to maximize its emission characteristics in normal application.

11.4.Operating Condition of EUT

11.4.1.Setup the EUT and simulator as shown as Section 11.1.

11.4.2.Turn on the power of all equipment.

11.4.3.Let the EUT work in TX (Hopping off, Hopping on) modes measure it. The transmit frequency are 2402-2480MHz. We select 2402MHz, 2480MHz TX frequency to transmit.

11.5. Test Procedure

11.5.1. The transmitter output was connected to the spectrum analyzer via a low loss cable.

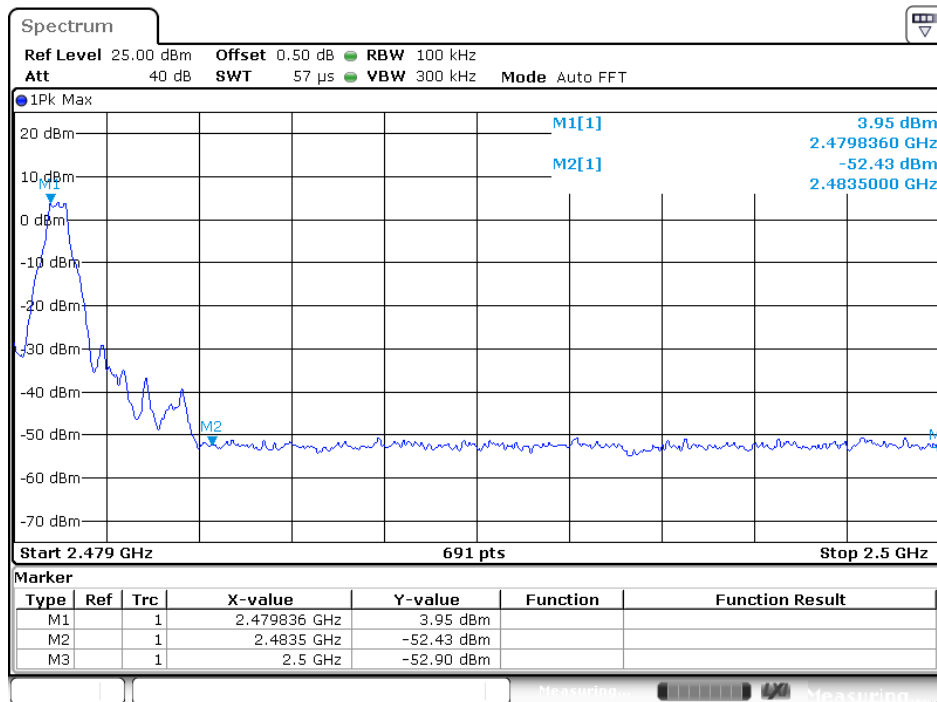
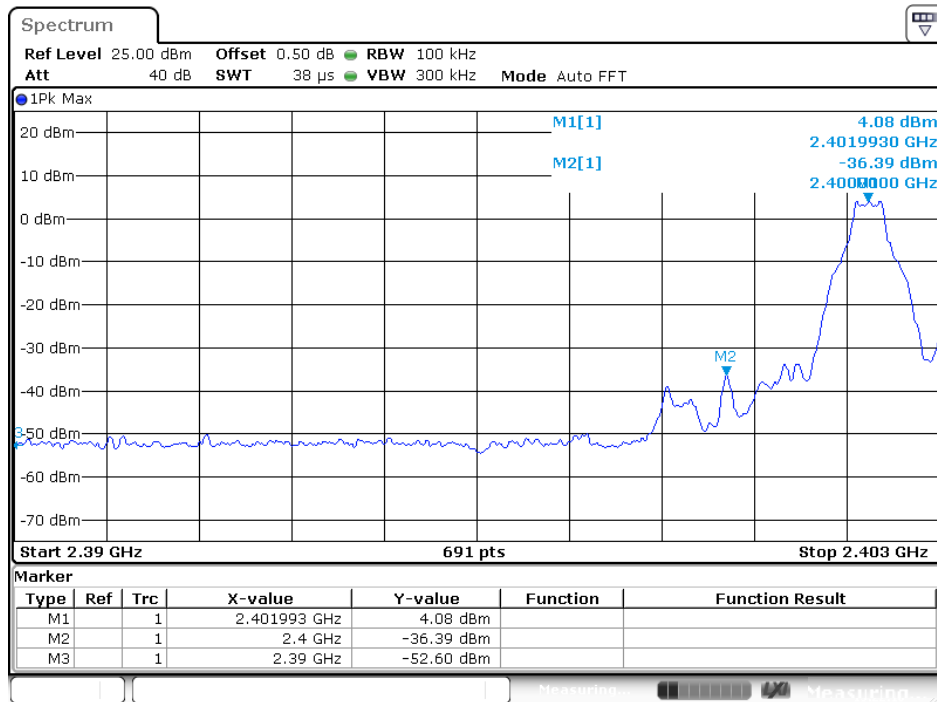
11.5.2. Set RBW of spectrum analyzer to 100 kHz and VBW to 300 kHz with convenient frequency span including 100 kHz bandwidth from band edge.

11.5.3. The band edges was measured and recorded.

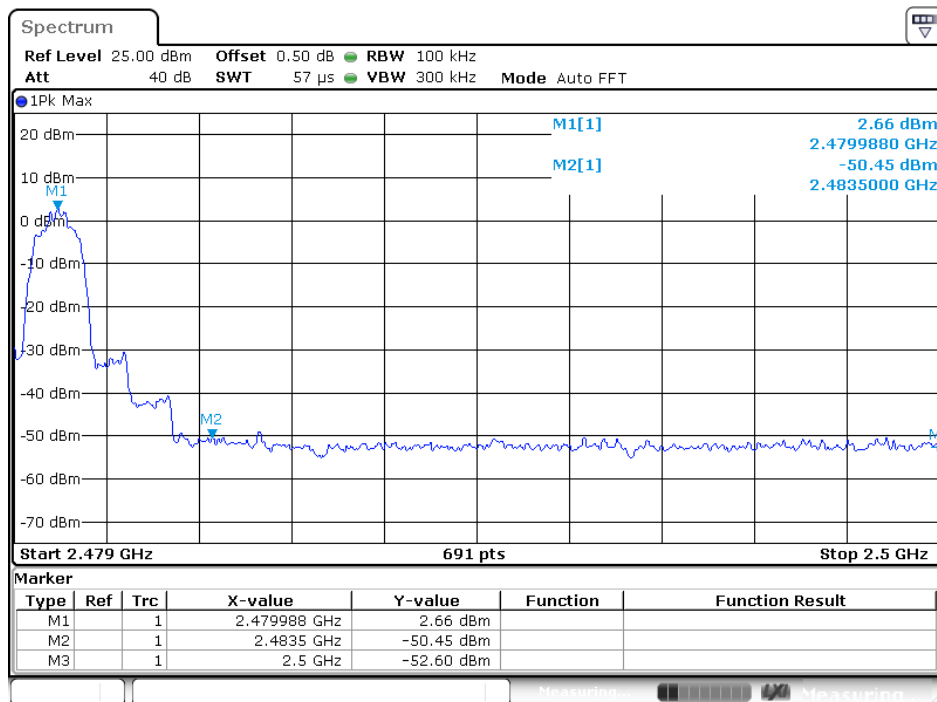
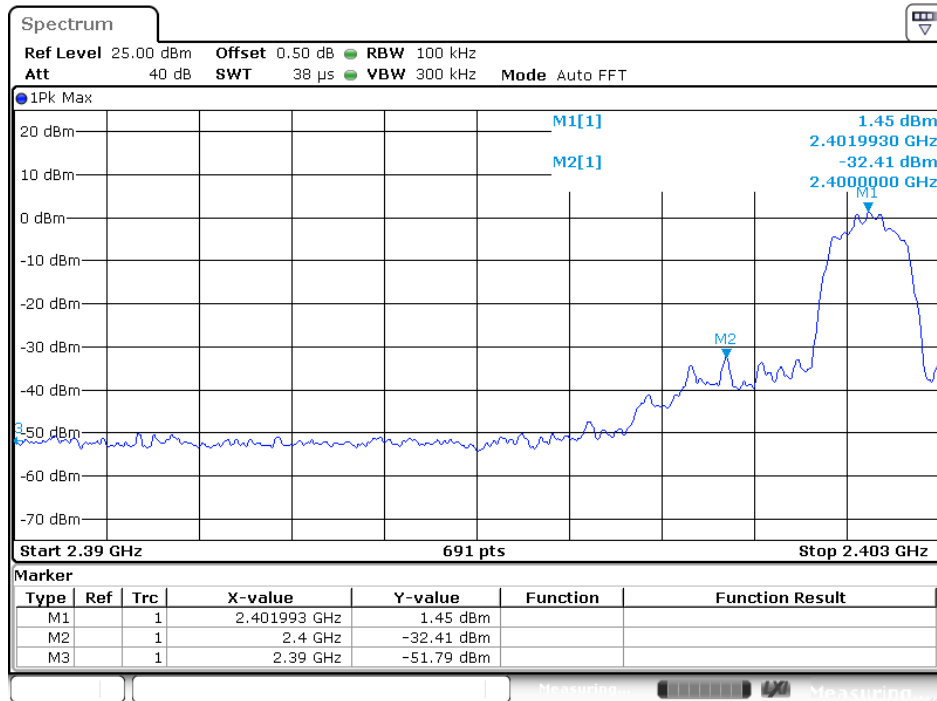
11.6. Test Result

Frequency (MHz)	Result of Band Edge (dBc)	Limit of Band Edge (dBc)
GFSK		
2400.00	40.47	> 20dBc
2483.50	56.38	> 20dBc
Π/4-DQPSK Mode		
2400.00	33.86	> 20dBc
2483.50	53.11	> 20dBc
8DPSK		
2400.00	34.13	> 20dBc
2483.50	51.72	> 20dBc

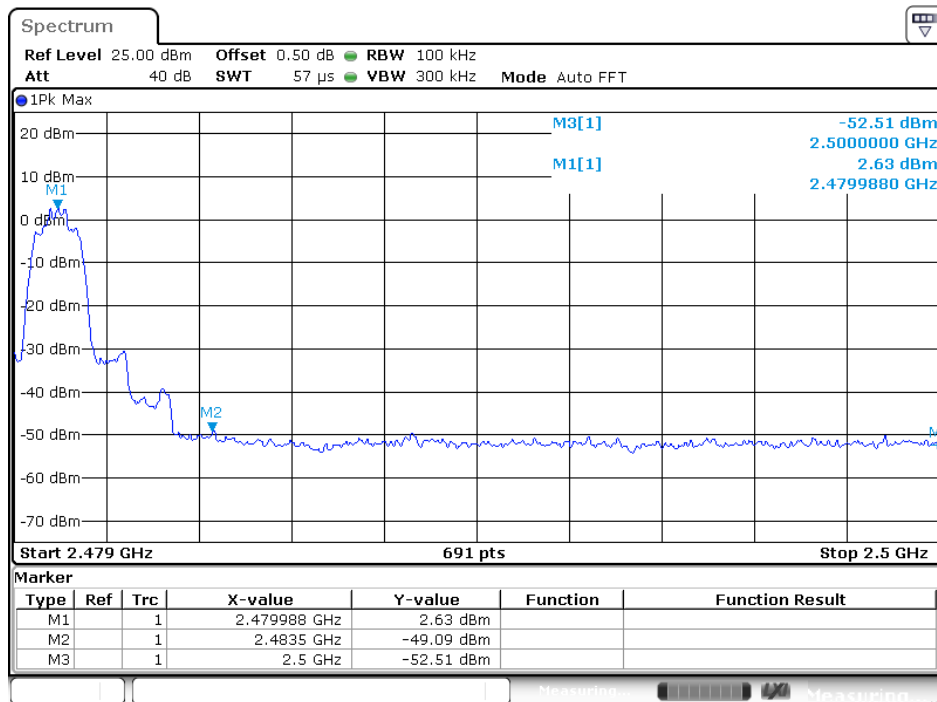
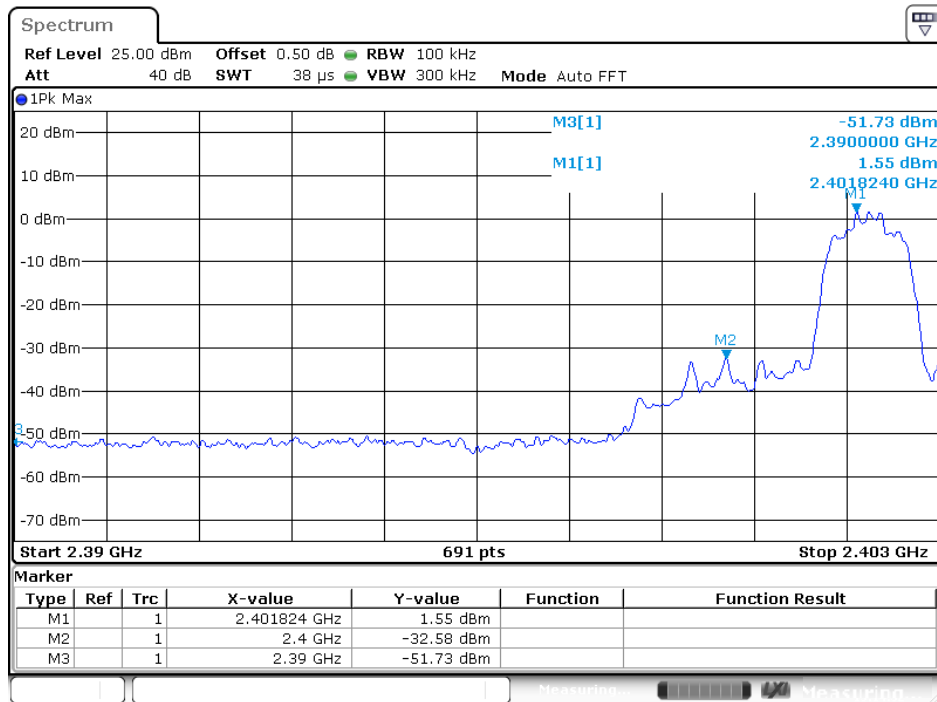
GFSK



Π/4-DQPSK Mode



8DPSK



Radiated Band Edge Result

Note:

1. Emissions attenuated more than 20 dB below the permissible value are not reported.
2. The field strength is calculated by adding the antenna factor, high pass filter loss(if used) and cable loss, and subtracting the amplifier gain(if any)from the measured reading. The basic equation calculation is as follows:

Result = Reading + Corrected Factor

3. Display the measurement of peak values.

Test Procedure:

The EUT and its simulators are placed on a turntable, which is 1.5 meter high above ground(Above 1GHz). The turntable can rotate 360 degrees to determine the position of the maximum emission level. EUT is set 3.0 meters away from the receiving antenna, which is mounted on an antenna tower. The antenna can be moved up and down between 1.0 meter and 4 meters to find out the maximum emission level. Broadband antenna (calibrated bi-log antenna) is used as receiving antenna. Both horizontal and vertical polarizations of the antenna are set on measurement. In order to find the maximum emission levels, all of the EUT location must be manipulated according to ANSI C63.10:2013 on radiated emission measurement. The EUT was tested in 3 orthogonal planes.

Let the EUT work in TX (Hopping off, Hopping on) modes measure it.

We select 2402MHz, 2480MHz TX frequency to transmit(Hopping off mode).

We select 2402-2480MHz TX frequency to transmit(Hopping on mode).

During the radiated emission test, the spectrum analyzer was set with the following configurations:

- 1.The resolution bandwidth of test receiver/spectrum analyzer is 1MHz and video bandwidth is 3MHz for peak measurement with peak detector at frequency above 1GHz.
- 2.The resolution bandwidth of test receiver/spectrum analyzer is 1MHz and video bandwidth is 10Hz for Average measurement with peak detection at frequency above 1GHz.
- 3.All modes of operation were investigated and the worst-case emissions are reported.

Non-hopping mode


ACCURATE TECHNOLOGY CO., LTD.

 F1,Bldg,A,Changyuan New Material Port Keyuan Rd,
 Science & Industry Park,Nanshan Shenzhen,P.R.China

Site: 2# Chamber

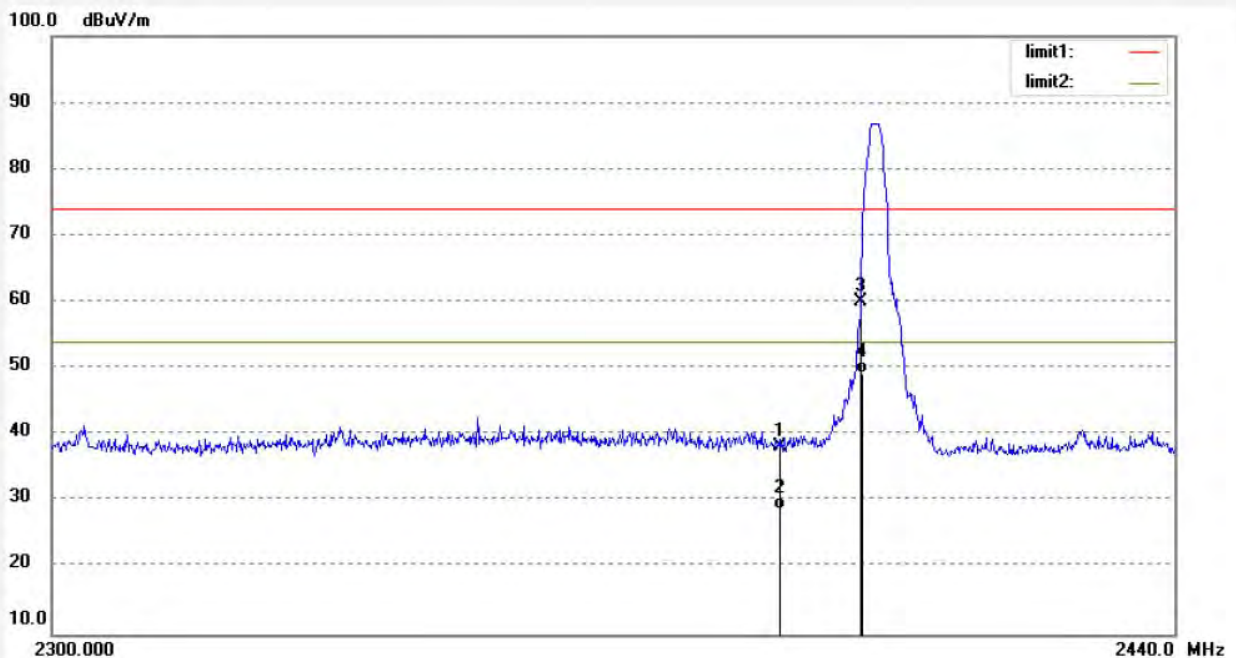
Tel:+86-0755-26503290

Fax:+86-0755-26503396

 Job No.: STAR2015 #437
 Standard: FCC PK
 Test item: Radiation Test
 Temp.(C)/Hum.(%) 23 C / 48 %
 EUT: Report No.:ATE20160474
 Mode: TX 2402MHz(GFSK)
 Model: CB-335076
 Manufacturer: CLEVER BRIGHT

 Polarization: Vertical
 Power Source: DC 3.7V
 Date: 16/03/24/
 Time: 18/10/02
 Engineer Signature:
 Distance: 3m

Note: EUT: COLOR CHANGING BLUETOOTH RECTANGLE SPEAKERS



No.	Freq. (MHz)	Reading (dBuV/m)	Factor (dB)	Result (dBuV/m)	Limit (dBuV/m)	Margin (dB)	Detector	Height (cm)	Degree (deg.)	Remark
1	2390.000	45.86	-7.53	38.33	74.00	-35.67	peak			
2	2390.000	36.22	-7.53	28.69	54.00	-25.31	AVG			
3	2400.000	67.51	-7.46	60.05	74.00	-13.95	peak			
4	2400.000	56.79	-7.46	49.33	54.00	-4.67	AVG			

Note: Average measurement with peak detection at No.2&4



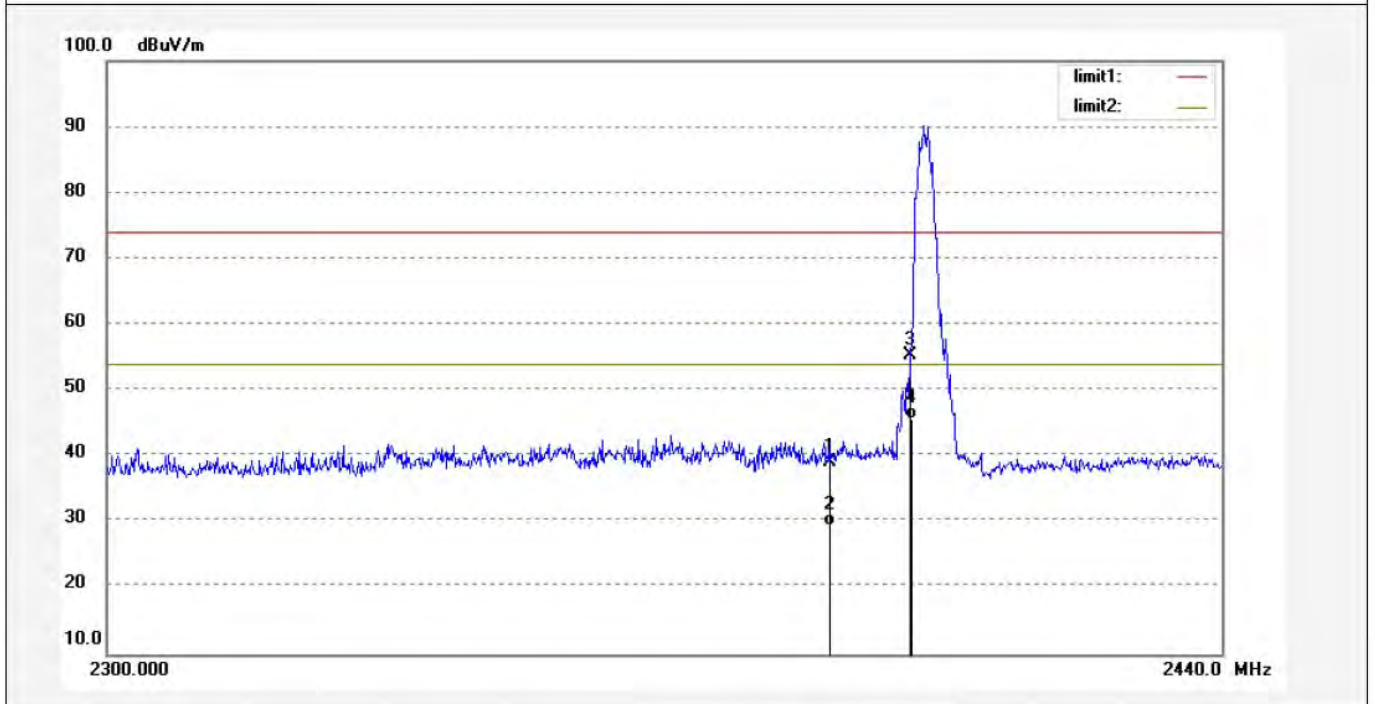
ACCURATE TECHNOLOGY CO., LTD.

F1,Bldg,A,Changyuan New Material Port Keyuan Rd,
Science & Industry Park,Nanshan Shenzhen,P.R.China

Site: 2# Chamber
Tel:+86-0755-26503290
Fax:+86-0755-26503396

Job No.: STAR2015 #438	Polarization: Horizontal
Standard: FCC PK	Power Source: DC 3.7V
Test item: Radiation Test	Date: 16/03/24/
Temp.(C)/Hum.(%) 23 C / 48 %	Time: 18/14/10
EUT: Report No.:ATE20160474	Engineer Signature:
Mode: TX 2402MHz(GFSK)	Distance: 3m
Model: CB-335076	
Manufacturer: CLEVER BRIGHT	

Note: EUT: COLOR CHANGING BLUETOOTH RECTANGLE SPEAKERS



No.	Freq. (MHz)	Reading (dBuV/m)	Factor (dB)	Result (dBuV/m)	Limit (dBuV/m)	Margin (dB)	Detector	Height (cm)	Degree (deg.)	Remark
1	2390.000	46.68	-7.53	39.15	74.00	-34.85	peak			
2	2390.000	36.97	-7.53	29.44	54.00	-24.56	AVG			
3	2400.000	62.85	-7.46	55.39	74.00	-18.61	peak			
4	2400.000	53.16	-7.46	45.70	54.00	-8.30	AVG			

Note: Average measurement with peak detection at No.2&4



ACCURATE TECHNOLOGY CO., LTD.

F1,Bldg,A,Changyuan New Material Port Keyuan Rd,
Science & Industry Park,Nanshan Shenzhen,P.R.China

Site: 2# Chamber
Tel:+86-0755-26503290
Fax:+86-0755-26503396

Job No.: STAR2015 #439

Standard: FCC PK

Test item: Radiation Test

Temp.(C)/Hum.(%) 23 C / 48 %

EUT: Report No.:ATE20160474

Mode: TX 2480MHz(GFSK)

Model: CB-335076

Manufacturer: CLEVER BRIGHT

Polarization: Horizontal

Power Source: DC 3.7V

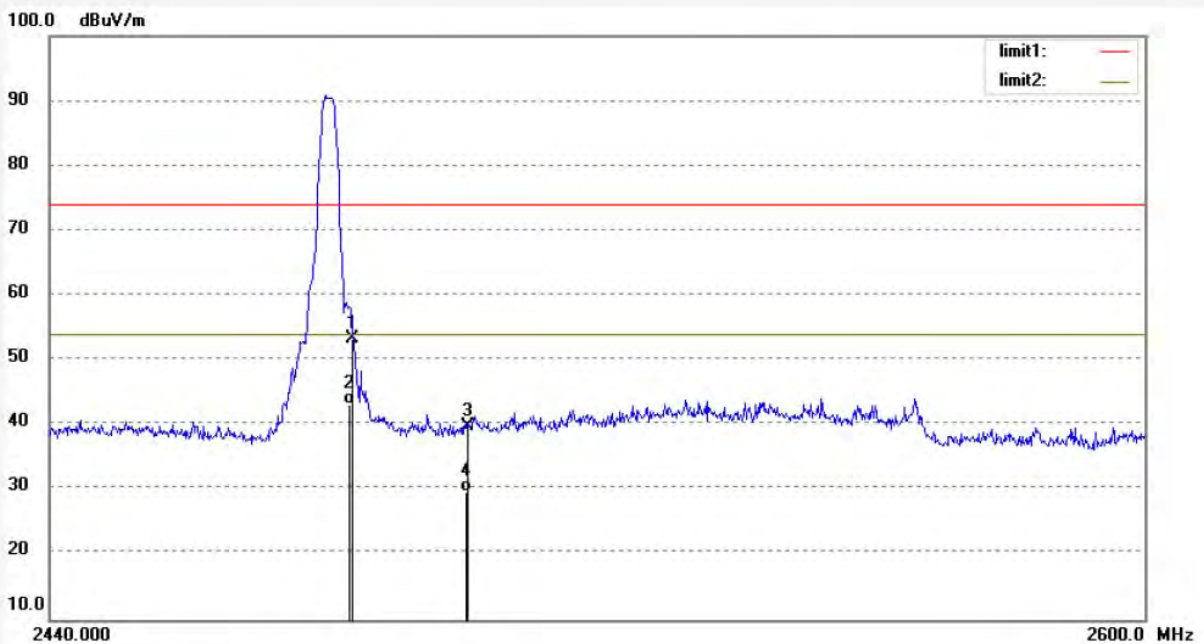
Date: 16/03/24/

Time: 18/18/18

Engineer Signature:

Distance: 3m

Note: EUT: COLOR CHANGING BLUETOOTH RECTANGLE SPEAKERS



No.	Freq. (MHz)	Reading (dBuV/m)	Factor (dB)	Result (dBuV/m)	Limit (dBuV/m)	Margin (dB)	Detector	Height (cm)	Degree (deg.)	Remark
1	2483.500	60.78	-7.37	53.41	74.00	-20.59	peak			
2	2483.500	50.67	-7.37	43.30	54.00	-10.70	AVG			
3	2500.000	47.31	-7.40	39.91	74.00	-34.09	peak			
4	2500.000	36.98	-7.40	29.58	54.00	-24.42	AVG			

Note: Average measurement with peak detection at No.2&4

Job No.: STAR2015 #440

Standard: FCC PK

Test item: Radiation Test

Temp.(C)/Hum.(%) 23 C / 48 %

EUT: Report No.:ATE20160474

Mode: TX 2480MHz(GFSK)

Model: CB-335076

Manufacturer: CLEVER BRIGHT

Polarization: Vertical

Power Source: DC 3.7V

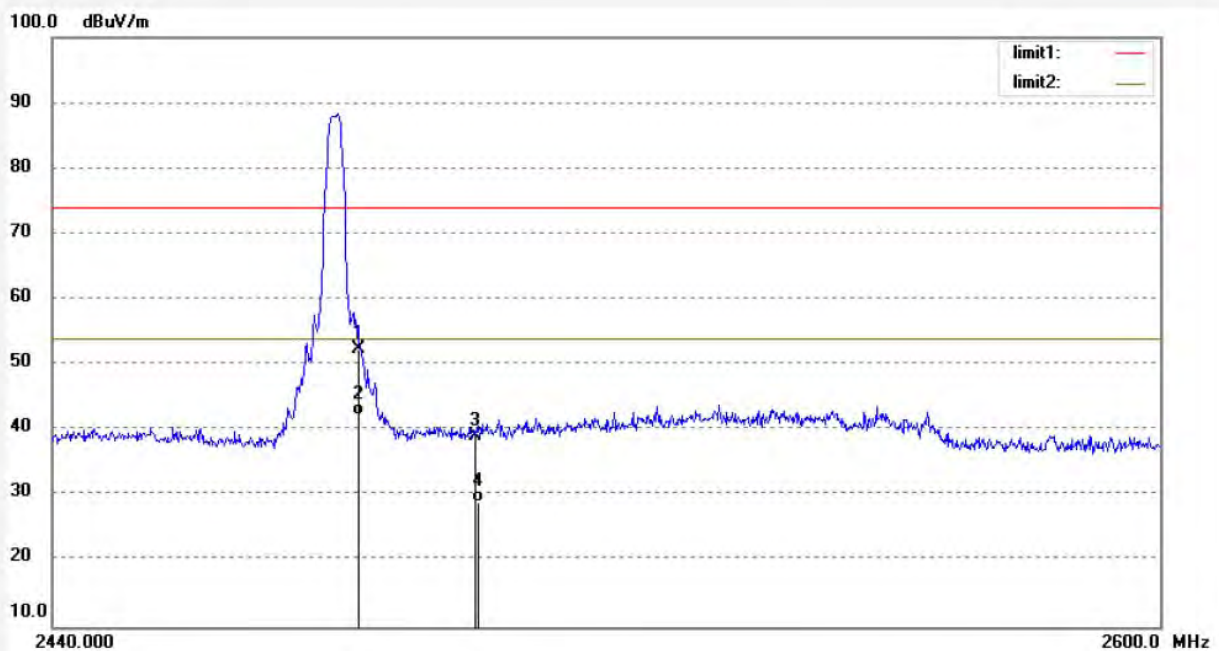
Date: 16/03/24/

Time: 18/23/42

Engineer Signature:

Distance: 3m

Note: EUT: COLOR CHANGING BLUETOOTH RECTANGLE SPEAKERS



No.	Freq. (MHz)	Reading (dBuV/m)	Factor (dB)	Result (dBuV/m)	Limit (dBuV/m)	Margin (dB)	Detector	Height (cm)	Degree (deg.)	Remark
1	2483.500	59.76	-7.37	52.39	74.00	-21.61	peak			
2	2483.500	49.67	-7.37	42.30	54.00	-11.70	AVG			
3	2500.000	46.51	-7.40	39.11	74.00	-34.89	peak			
4	2500.000	36.33	-7.40	28.93	54.00	-25.07	AVG			

Note: Average measurement with peak detection at No.2&4



ACCURATE TECHNOLOGY CO., LTD.

F1,Bldg,A,Changyuan New Material Port Keyuan Rd,
Science & Industry Park,Nanshan Shenzhen,P.R.China

Site: 2# Chamber

Tel:+86-0755-26503290

Fax:+86-0755-26503396

Job No.: STAR2015 #444

Standard: FCC PK

Test item: Radiation Test

Temp.(C)/Hum.(%) 23 C / 48 %

EUT: Report No.:ATE20160474

Mode: TX 2402MHz($\pi/4$ DQPSK)

Model: CB-335076

Manufacturer: CLEVER BRIGHT

Polarization: Horizontal

Power Source: DC 3.7V

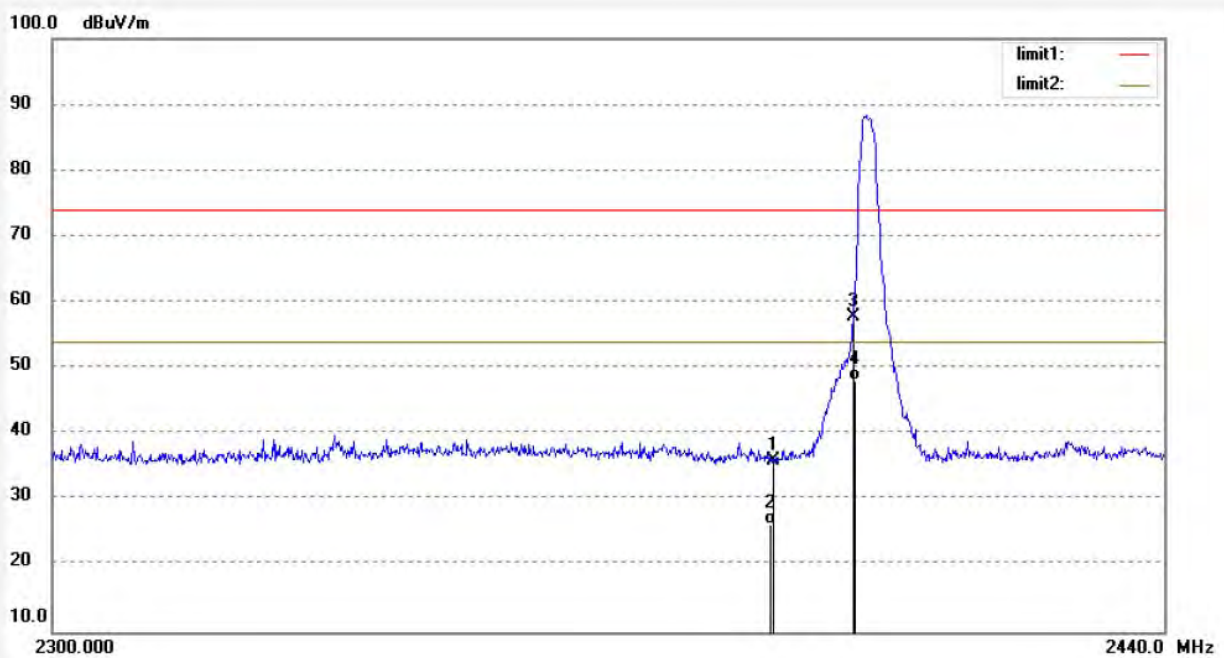
Date: 16/03/24/

Time: 18/41/30

Engineer Signature:

Distance: 3m

Note: EUT: COLOR CHANGING BLUETOOTH RECTANGLE SPEAKERS



No.	Freq. (MHz)	Reading (dBuV/m)	Factor (dB)	Result (dBuV/m)	Limit (dBuV/m)	Margin (dB)	Detector	Height (cm)	Degree (deg.)	Remark
1	2390.000	43.53	-7.53	36.00	74.00	-38.00	peak			
2	2390.000	33.76	-7.53	26.23	54.00	-27.77	AVG			
3	2400.000	65.33	-7.46	57.87	74.00	-16.13	peak			
4	2400.000	55.64	-7.46	48.18	54.00	-5.82	AVG			

Note: Average measurement with peak detection at No.2&4


ACCURATE TECHNOLOGY CO., LTD.

 F1,Bldg.A,Changyuan New Material Port Keyuan Rd,
 Science & Industry Park,Nanshan Shenzhen,P.R.China

Site: 2# Chamber

Tel:+86-0755-26503290

Fax:+86-0755-26503396

Job No.: STAR2015 #443

Standard: FCC PK

Test item: Radiation Test

Temp.(C)/Hum.(%) 23 C / 48 %

EUT: Report No.:ATE20160474

 Mode: TX 2402MHz($\pi/4$ DQPSK)

Model: CB-335076

Manufacturer: CLEVER BRIGHT

Polarization: Vertical

Power Source: DC 3.7V

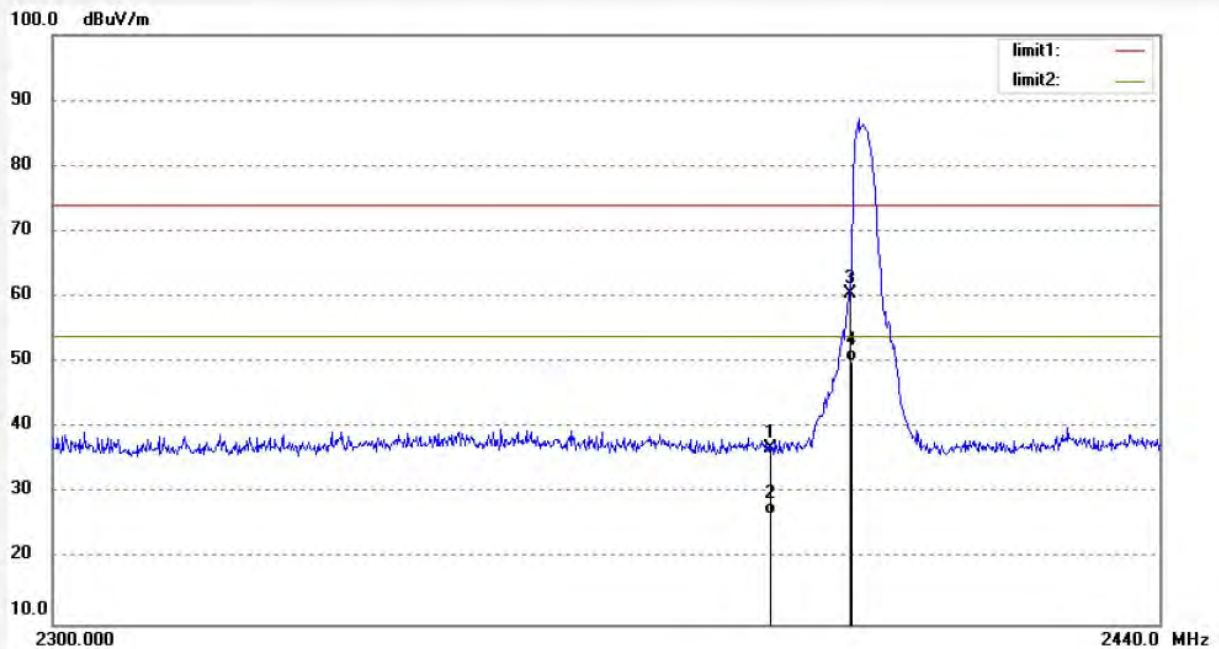
Date: 16/03/24/

Time: 18/37/26

Engineer Signature:

Distance: 3m

Note: EUT: COLOR CHANGING BLUETOOTH RECTANGLE SPEAKERS



No.	Freq. (MHz)	Reading (dBuV/m)	Factor (dB)	Result (dBuV/m)	Limit (dBuV/m)	Margin (dB)	Detector	Height (cm)	Degree (deg.)	Remark
1	2390.000	44.51	-7.53	36.98	74.00	-37.02	peak			
2	2390.000	34.28	-7.53	26.75	54.00	-27.25	AVG			
3	2400.000	67.99	-7.46	60.53	74.00	-13.47	peak			
4	2400.000	57.64	-7.46	50.18	54.00	-3.82	AVG			

Note: Average measurement with peak detection at No.2&4



ACCURATE TECHNOLOGY CO., LTD.

F1,Bldg,A,Changyuan New Material Port Keyuan Rd,
Science & Industry Park,Nanshan Shenzhen,P.R.China

Site: 2# Chamber

Tel:+86-0755-26503290

Fax:+86-0755-26503396

Job No.: STAR2015 #442

Standard: FCC PK

Test item: Radiation Test

Temp.(C)/Hum.(%) 23 C / 48 %

EUT: Report No.:ATE20160474

Mode: TX 2480MHz($\pi/4$ DQPSK)

Model: CB-335076

Manufacturer: CLEVER BRIGHT

Polarization: Vertical

Power Source: DC 3.7V

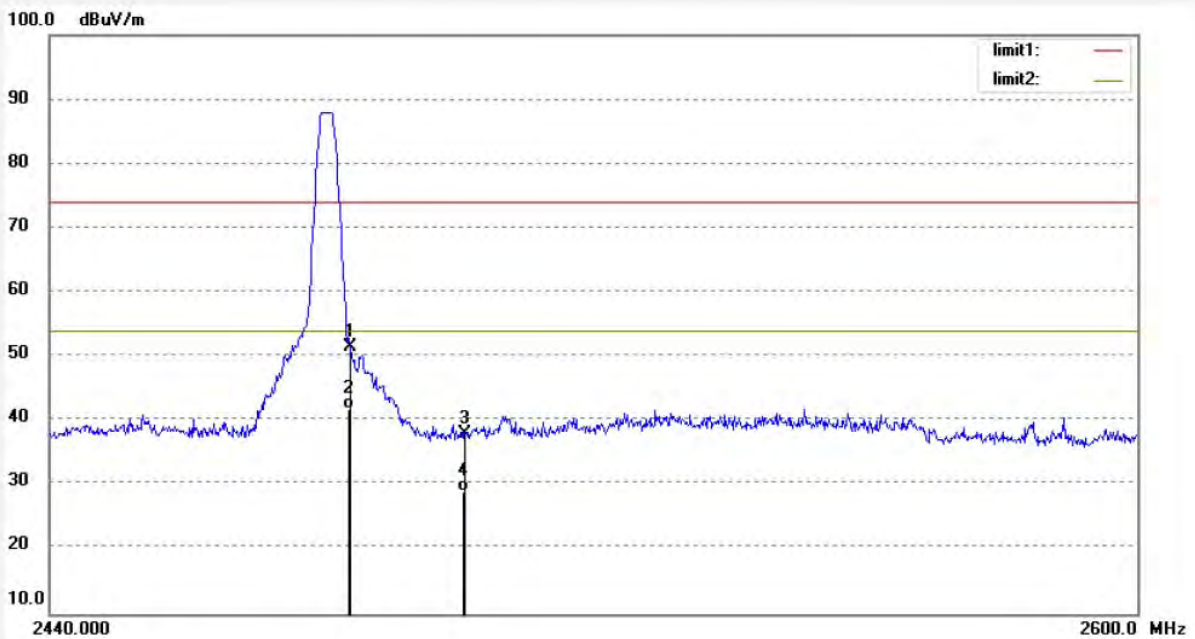
Date: 16/03/24/

Time: 18/33/35

Engineer Signature:

Distance: 3m

Note: EUT: COLOR CHANGING BLUETOOTH RECTANGLE SPEAKERS



No.	Freq. (MHz)	Reading (dBuV/m)	Factor (dB)	Result (dBuV/m)	Limit (dBuV/m)	Margin (dB)	Detector	Height (cm)	Degree (deg.)	Remark
1	2483.500	58.83	-7.37	51.46	74.00	-22.54	peak			
2	2483.500	49.30	-7.37	41.93	54.00	-12.07	AVG			
3	2500.000	45.36	-7.40	37.96	74.00	-36.04	peak			
4	2500.000	36.46	-7.40	29.06	54.00	-24.94	AVG			

Note: Average measurement with peak detection at No.2&4


ACCURATE TECHNOLOGY CO., LTD.

 F1,Bldg,A,Changyuan New Material Port Keyuan Rd,
 Science & Industry Park,Nanshan Shenzhen,P.R.China

Site: 2# Chamber

Tel:+86-0755-26503290

Fax:+86-0755-26503396

Job No.: STAR2015 #441

Standard: FCC PK

Test item: Radiation Test

Temp.(C)/Hum.(%) 23 C / 48 %

EUT: Report No.:ATE20160474

 Mode: TX 2480MHz($\pi/4$ DQPSK)

Model: CB-335076

Manufacturer: CLEVER BRIGHT

Polarization: Horizontal

Power Source: DC 3.7V

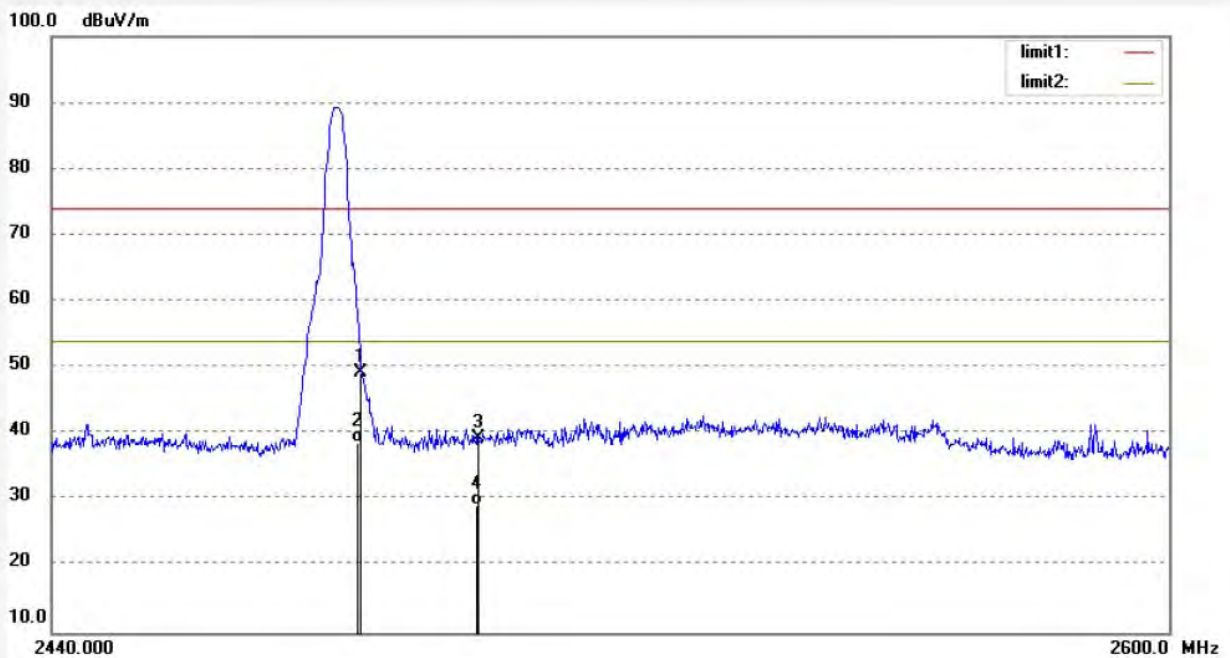
Date: 16/03/24/

Time: 18/28/18

Engineer Signature:

Distance: 3m

Note: EUT: COLOR CHANGING BLUETOOTH RECTANGLE SPEAKERS



No.	Freq. (MHz)	Reading (dBuV/m)	Factor (dB)	Result (dBuV/m)	Limit (dBuV/m)	Margin (dB)	Detector	Height (cm)	Degree (deg.)	Remark
1	2483.500	56.61	-7.37	49.24	74.00	-24.76	peak			
2	2483.500	46.13	-7.37	38.76	54.00	-15.24	AVG			
3	2500.000	46.87	-7.40	39.47	74.00	-34.53	peak			
4	2500.000	36.72	-7.40	29.32	54.00	-24.68	AVG			

Note: Average measurement with peak detection at No.2&4



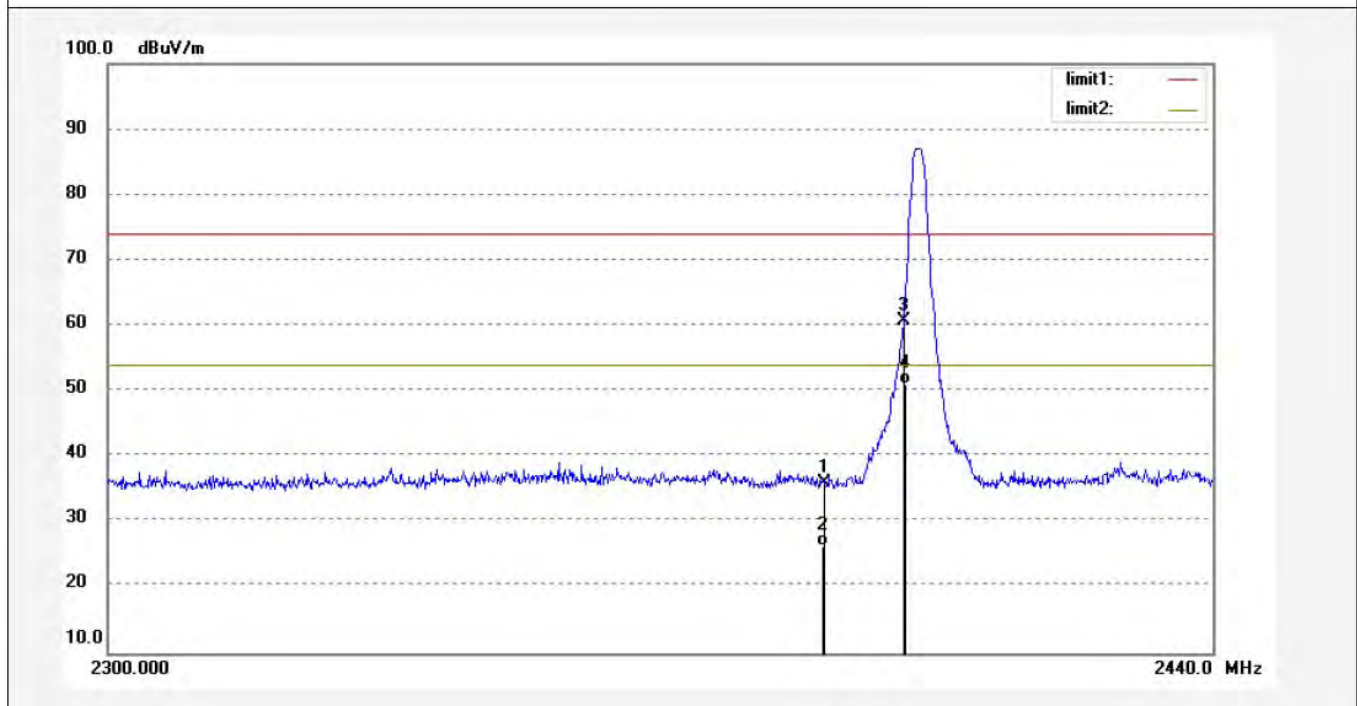
ACCURATE TECHNOLOGY CO., LTD.

F1,Bldg,A,Changyuan New Material Port Keyuan Rd,
Science & Industry Park,Nanshan Shenzhen,P.R.China

Site: 2# Chamber
Tel:+86-0755-26503290
Fax:+86-0755-26503396

Job No.: STAR2015 #445	Polarization: Horizontal
Standard: FCC PK	Power Source: DC 3.7V
Test item: Radiation Test	Date: 16/03/24/
Temp.(C)/Hum.(%) 23 C / 48 %	Time: 18/47/57
EUT: Report No.:ATE20160474	Engineer Signature:
Mode: TX 2402MHz(8DPSK)	Distance: 3m
Model: CB-335076	
Manufacturer: CLEVER BRIGHT	

Note: EUT: COLOR CHANGING BLUETOOTH RECTANGLE SPEAKERS



No.	Freq. (MHz)	Reading (dBuV/m)	Factor (dB)	Result (dBuV/m)	Limit (dBuV/m)	Margin (dB)	Detector	Height (cm)	Degree (deg.)	Remark
1	2390.000	43.55	-7.53	36.02	74.00	-37.98	peak			
2	2390.000	33.81	-7.53	26.28	54.00	-27.72	AVG			
3	2400.000	68.21	-7.46	60.75	74.00	-13.25	peak			
4	2400.000	58.43	-7.46	50.97	54.00	-3.03	AVG			

Note: Average measurement with peak detection at No.2&4



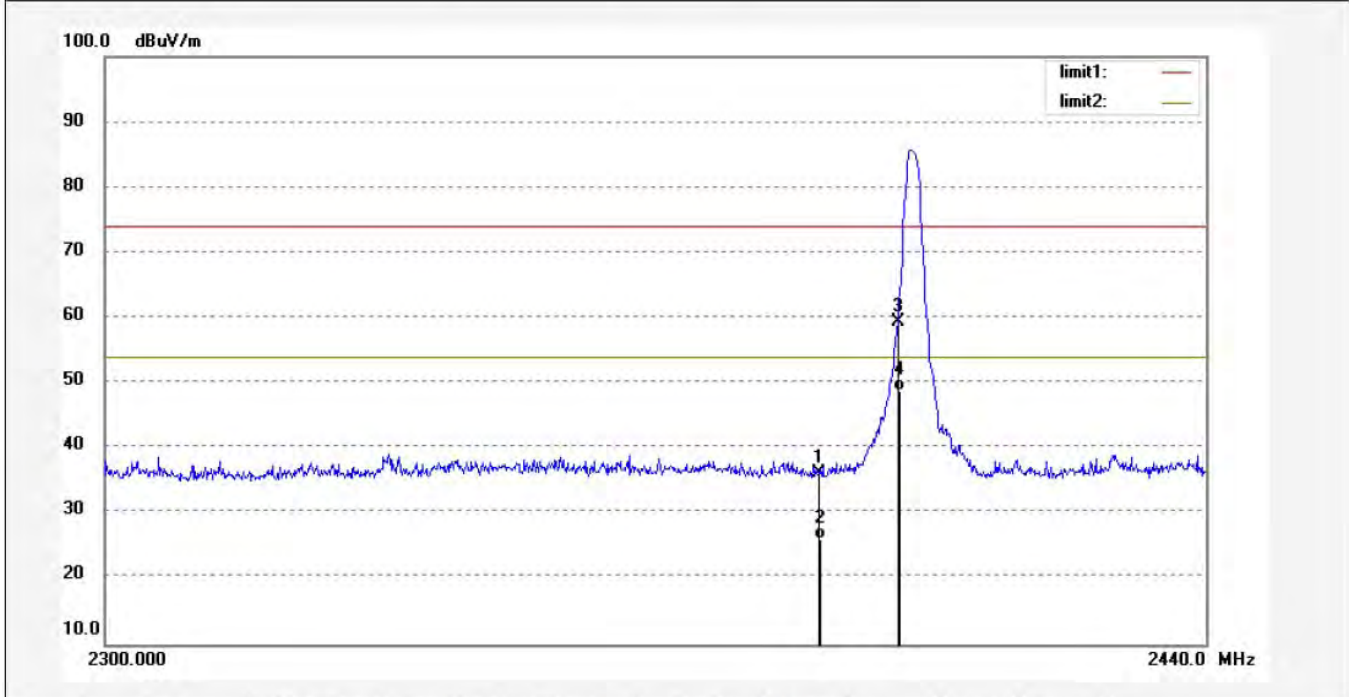
ACCURATE TECHNOLOGY CO., LTD.

F1,Bldg,A,Changyuan New Material Port Keyuan Rd,
Science & Industry Park,Nanshan Shenzhen,P.R.China

Site: 2# Chamber
Tel:+86-0755-26503290
Fax:+86-0755-26503396

Job No.: STAR2015 #446	Polarization: Vertical
Standard: FCC PK	Power Source: DC 3.7V
Test item: Radiation Test	Date: 16/03/24/
Temp.(C)/Hum.(%) 23 C / 48 %	Time: 18/52/04
EUT: Report No.:ATE20160474	Engineer Signature:
Mode: TX 2402MHz(8DPSK)	Distance: 3m
Model: CB-335076	
Manufacturer: CLEVER BRIGHT	

Note: EUT: COLOR CHANGING BLUETOOTH RECTANGLE SPEAKERS



No.	Freq. (MHz)	Reading (dBuV/m)	Factor (dB)	Result (dBuV/m)	Limit (dBuV/m)	Margin (dB)	Detector	Height (cm)	Degree (deg.)	Remark
1	2390.000	43.78	-7.53	36.25	74.00	-37.75	peak			
2	2390.000	33.70	-7.53	26.17	54.00	-27.83	AVG			
3	2400.000	66.96	-7.46	59.50	74.00	-14.50	peak			
4	2400.000	56.30	-7.46	48.84	54.00	-5.16	AVG			

Note: Average measurement with peak detection at No.2&4


ACCURATE TECHNOLOGY CO., LTD.

 F1,Bldg,A,Changyuan New Material Port Keyuan Rd,
 Science & Industry Park,Nanshan Shenzhen,P.R.China

Site: 2# Chamber

Tel:+86-0755-26503290

Fax:+86-0755-26503396

Job No.: STAR2015 #447

Standard: FCC PK

Test item: Radiation Test

Temp.(C)/Hum.(%) 23 C / 48 %

EUT: Report No.:ATE20160474

Mode: TX 2480MHz(8DPSK)

Model: CB-335076

Manufacturer: CLEVER BRIGHT

Polarization: Vertical

Power Source: DC 3.7V

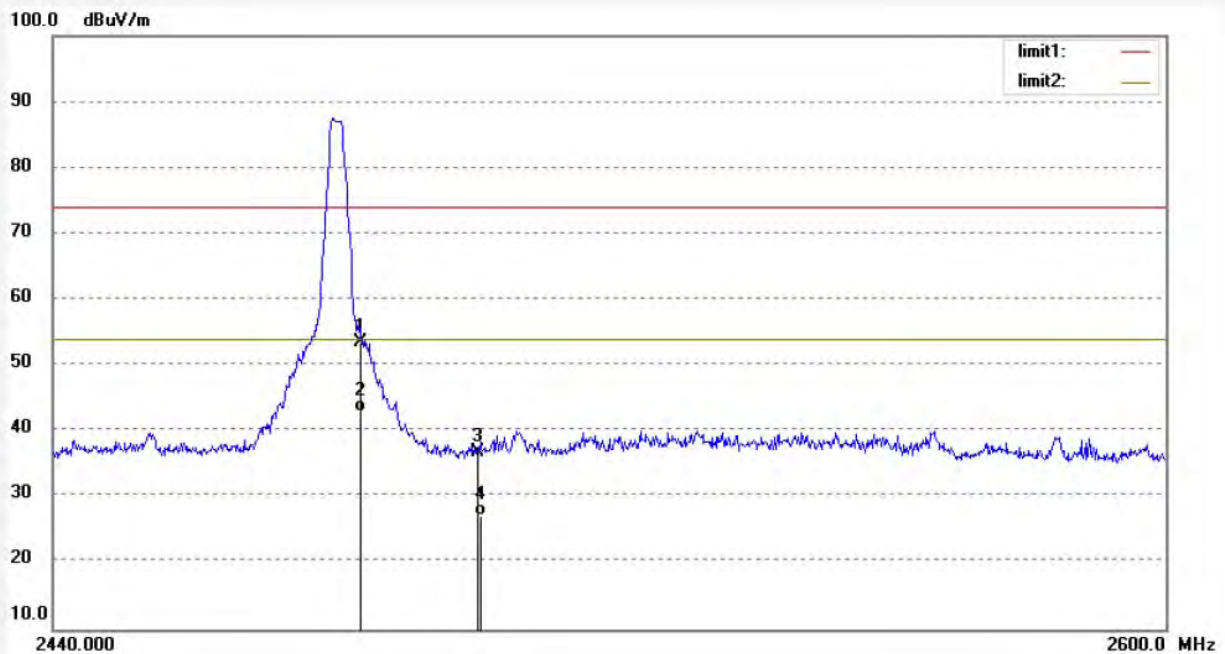
Date: 16/03/24/

Time: 18/57/26

Engineer Signature:

Distance: 3m

Note: EUT: COLOR CHANGING BLUETOOTH RECTANGLE SPEAKERS



No.	Freq. (MHz)	Reading (dBuV/m)	Factor (dB)	Result (dBuV/m)	Limit (dBuV/m)	Margin (dB)	Detector	Height (cm)	Degree (deg.)	Remark
1	2483.500	60.83	-7.37	53.46	74.00	-20.54	peak			
2	2483.500	50.40	-7.37	43.03	54.00	-10.97	AVG			
3	2500.000	44.36	-7.40	36.96	74.00	-37.04	peak			
4	2500.000	34.69	-7.40	27.29	54.00	-26.71	AVG			

Note: Average measurement with peak detection at No.2&4



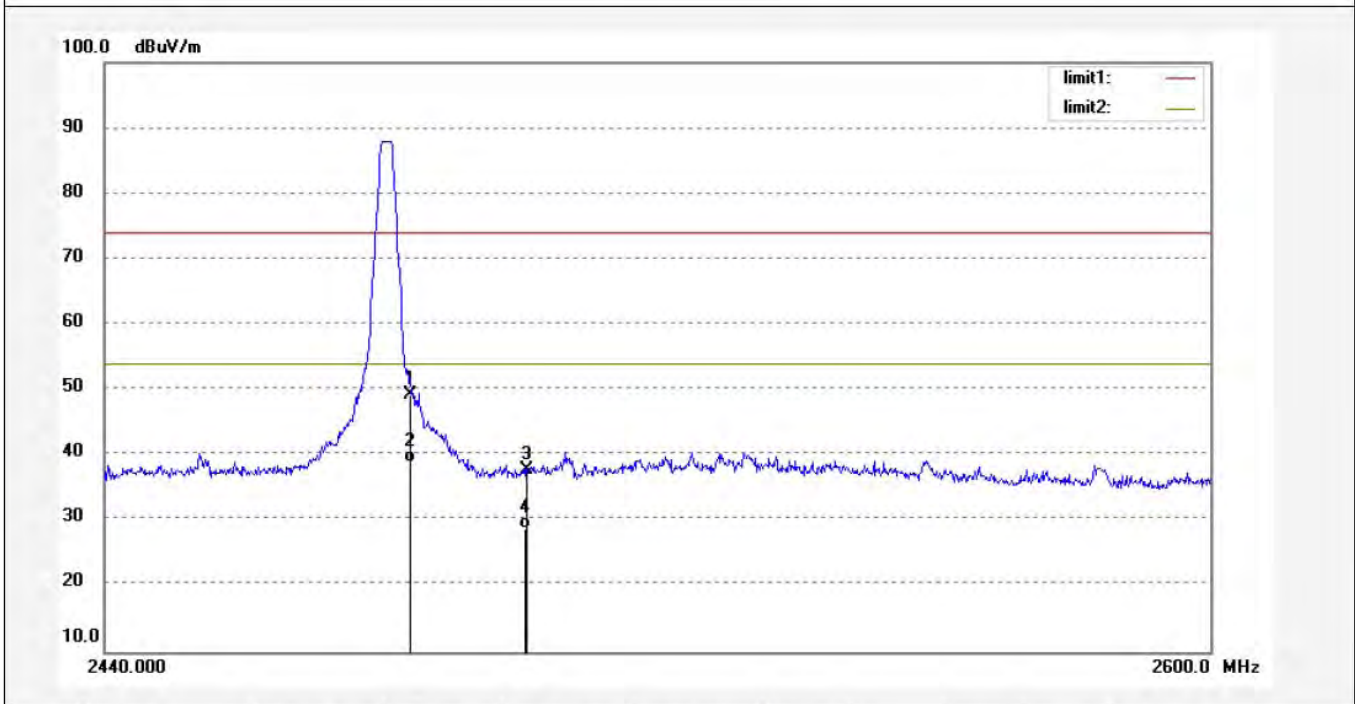
ACCURATE TECHNOLOGY CO., LTD.

F1,Bldg,A,Changyuan New Material Port Keyuan Rd,
Science & Industry Park,Nanshan Shenzhen,P.R.China

Site: 2# Chamber
Tel:+86-0755-26503290
Fax:+86-0755-26503396

Job No.: STAR2015 #448	Polarization: Horizontal
Standard: FCC PK	Power Source: DC 3.7V
Test item: Radiation Test	Date: 16/03/24/
Temp.(C)/Hum.(%) 23 C / 48 %	Time: 19/01/57
EUT: Report No.:ATE20160474	Engineer Signature:
Mode: TX 2480MHz(8DPSK)	Distance: 3m
Model: CB-335076	
Manufacturer: CLEVER BRIGHT	

Note: EUT: COLOR CHANGING BLUETOOTH RECTANGLE SPEAKERS



No.	Freq. (MHz)	Reading (dBuV/m)	Factor (dB)	Result (dBuV/m)	Limit (dBuV/m)	Margin (dB)	Detector	Height (cm)	Degree (deg.)	Remark
1	2483.500	56.54	-7.37	49.17	74.00	-24.83	peak			
2	2483.500	46.28	-7.37	38.91	54.00	-15.09	AVG			
3	2500.000	45.16	-7.40	37.76	74.00	-36.24	peak			
4	2500.000	36.10	-7.40	28.70	54.00	-25.30	AVG			

Note: Average measurement with peak detection at No.2&4

Hopping mode

ACCURATE TECHNOLOGY CO., LTD.

 F1,Bldg,A,Changyuan New Material Port Keyuan Rd,
 Science & Industry Park,Nanshan Shenzhen,P.R.China

Site: 2# Chamber

Tel:+86-0755-26503290

Fax:+86-0755-26503396

Job No.: STAR2015 #449

Standard: FCC PK

Test item: Radiation Test

Temp.(C)/Hum.(%) 23 C / 48 %

EUT: Report No.:ATE20160474

Mode: HOPPING (GFSK)

Model: CB-335076

Manufacturer: CLEVER BRIGHT

Polarization: Vertical

Power Source: DC 3.7V

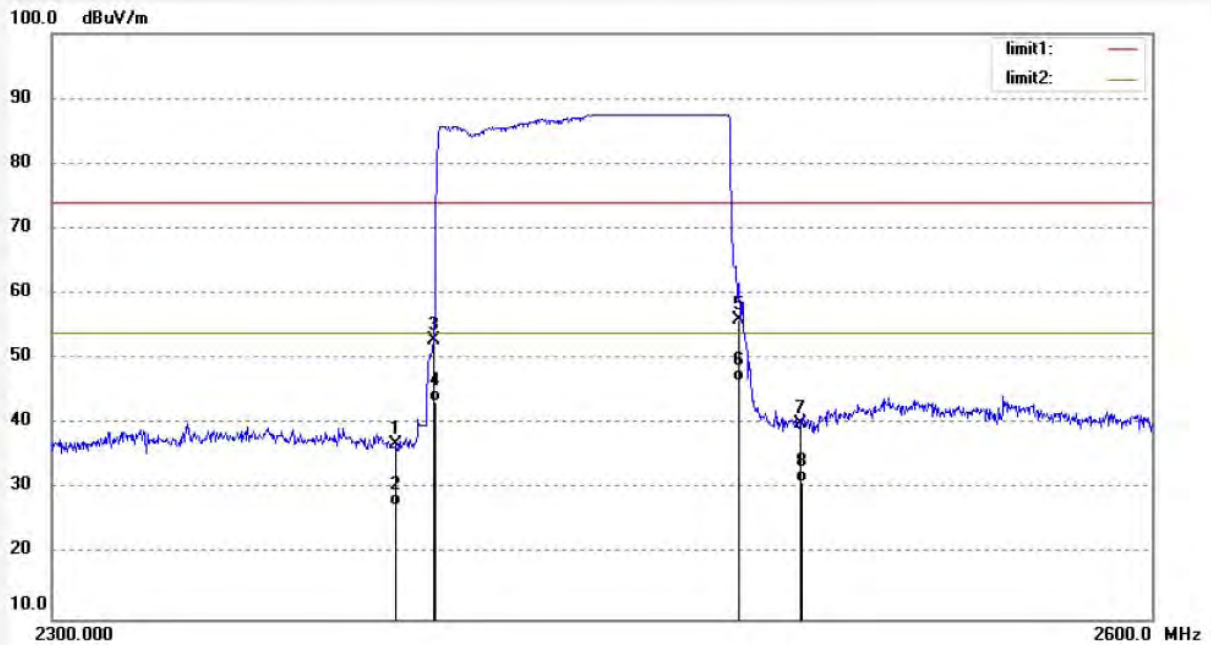
Date: 16/03/24/

Time: 19/06/00

Engineer Signature:

Distance: 3m

Note: EUT: COLOR CHANGING BLUETOOTH RECTANGLE SPEAKERS



No.	Freq. (MHz)	Reading (dBuV/m)	Factor (dB)	Result (dBuV/m)	Limit (dBuV/m)	Margin (dB)	Detector	Height (cm)	Degree (deg.)	Remark
1	2390.000	44.36	-7.53	36.83	74.00	-37.17	peak			
2	2390.000	34.89	-7.53	27.36	54.00	-26.64	AVG			
3	2400.000	60.26	-7.46	52.80	74.00	-21.20	peak			
4	2400.000	50.79	-7.46	43.33	54.00	-10.67	AVG			
5	2483.500	63.32	-7.37	55.95	74.00	-18.05	peak			
6	2483.500	53.97	-7.37	46.60	54.00	-7.40	AVG			
7	2500.000	47.45	-7.40	40.05	74.00	-33.95	peak			
8	2500.000	38.37	-7.40	30.97	54.00	-23.03	AVG			

Note: Average measurement with peak detection at No.2, 4, 6, 8


ACCURATE TECHNOLOGY CO., LTD.

 F1,Bldg,A,Changyuan New Material Port Keyuan Rd,
 Science & Industry Park,Nanshan Shenzhen,P.R.China

Site: 2# Chamber

Tel:+86-0755-26503290

Fax:+86-0755-26503396

Job No.: STAR2015 #450

Standard: FCC PK

Test item: Radiation Test

Temp.(C)/Hum.(%) 23 C / 48 %

EUT: Report No.:ATE20160474

Mode: HOPPING (GFSK)

Model: CB-335076

Manufacturer: CLEVER BRIGHT

Polarization: Horizontal

Power Source: DC 3.7V

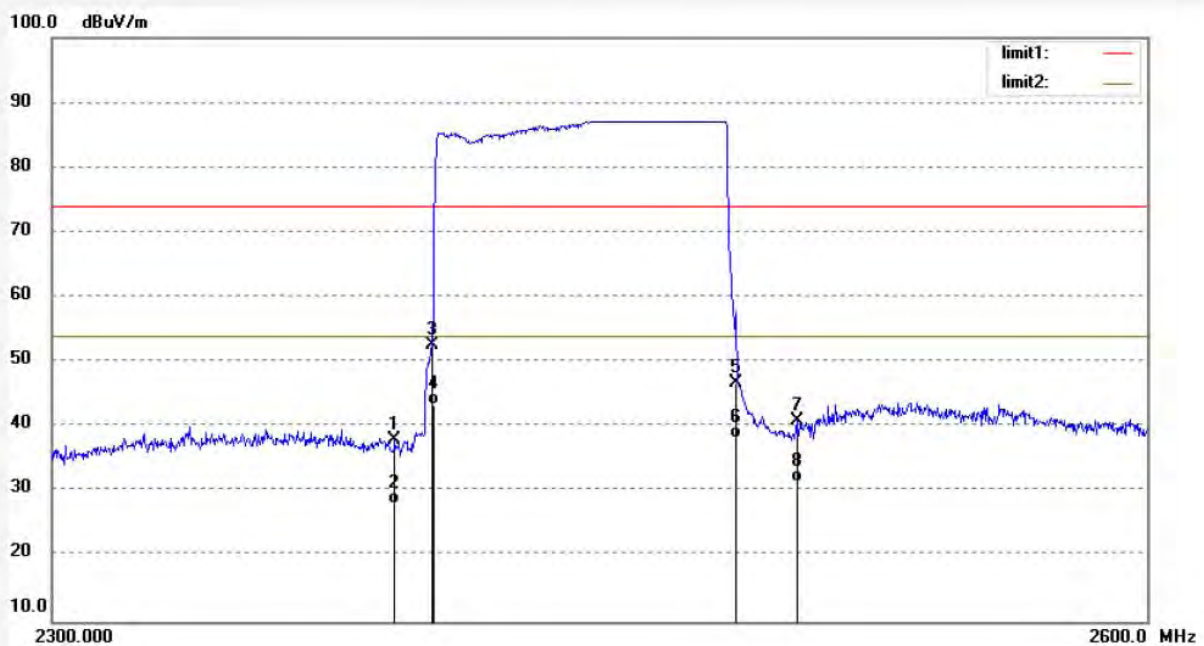
Date: 16/03/24/

Time: 19/12/50

Engineer Signature:

Distance: 3m

Note: EUT: COLOR CHANGING BLUETOOTH RECTANGLE SPEAKERS



No.	Freq. (MHz)	Reading (dBuV/m)	Factor (dB)	Result (dBuV/m)	Limit (dBuV/m)	Margin (dB)	Detector	Height (cm)	Degree (deg.)	Remark
1	2390.000	45.48	-7.53	37.95	74.00	-36.05	peak			
2	2390.000	35.69	-7.53	28.16	54.00	-25.84	AVG			
3	2400.000	60.00	-7.46	52.54	74.00	-21.46	peak			
4	2400.000	50.88	-7.46	43.42	54.00	-10.58	AVG			
5	2483.500	54.24	-7.37	46.87	74.00	-27.13	peak			
6	2483.500	45.67	-7.37	38.30	54.00	-15.70	AVG			
7	2500.000	48.28	-7.40	40.88	74.00	-33.12	peak			
8	2500.000	38.88	-7.40	31.48	54.00	-22.52	AVG			

Note: Average measurement with peak detection at No.2, 4, 6, 8



ACCURATE TECHNOLOGY CO., LTD.

F1,Bldg,A,Changyuan New Material Port Keyuan Rd,
Science & Industry Park,Nanshan Shenzhen,P.R.China

Site: 2# Chamber
Tel:+86-0755-26503290
Fax:+86-0755-26503396

Job No.: STAR2015 #451

Standard: FCC PK

Test item: Radiation Test

Temp.(C)/Hum.(%) 23 C / 48 %

EUT: Report No.:ATE20160474

Mode: HOPPING ($\pi/4$ DQPSK)

Model: CB-335076

Manufacturer: CLEVER BRIGHT

Polarization: Horizontal

Power Source: DC 3.7V

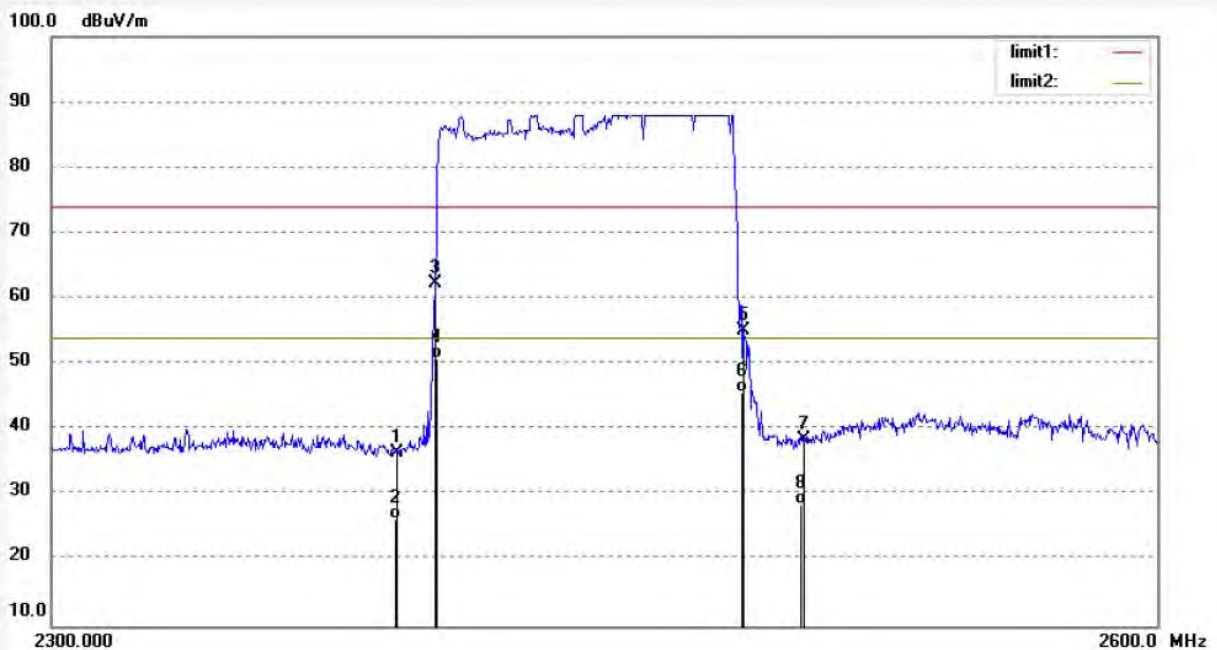
Date: 16/03/24/

Time: 19/18/25

Engineer Signature:

Distance: 3m

Note: EUT: COLOR CHANGING BLUETOOTH RECTANGLE SPEAKERS



No.	Freq. (MHz)	Reading (dBuV/m)	Factor (dB)	Result (dBuV/m)	Limit (dBuV/m)	Margin (dB)	Detector	Height (cm)	Degree (deg.)	Remark
1	2390.000	43.96	-7.53	36.43	74.00	-37.57	peak			
2	2390.000	33.76	-7.53	26.23	54.00	-27.77	AVG			
3	2400.000	69.87	-7.46	62.41	74.00	-11.59	peak			
4	2400.000	58.30	-7.46	50.84	54.00	-3.16	AVG			
5	2483.500	62.38	-7.37	55.01	74.00	-18.99	peak			
6	2483.500	52.97	-7.37	45.60	54.00	-8.40	AVG			
7	2500.000	45.96	-7.40	38.56	74.00	-35.44	peak			
8	2500.000	35.99	-7.40	28.59	54.00	-25.41	AVG			

Note: Average measurement with peak detection at No.2, 4, 6, 8


ACCURATE TECHNOLOGY CO., LTD.

 F1,Bldg,A,Changyuan New Material Port Keyuan Rd,
 Science & Industry Park,Nanshan Shenzhen,P.R.China

Site: 2# Chamber

Tel:+86-0755-26503290

Fax:+86-0755-26503396

Job No.: STAR2015 #452

Standard: FCC PK

Test item: Radiation Test

Temp.(C)/Hum.(%) 23 C / 48 %

EUT: Report No.:ATE20160474

 Mode: HOPPING ($\pi/4$ DQPSK)

Model: CB-335076

Manufacturer: CLEVER BRIGHT

Polarization: Vertical

Power Source: DC 3.7V

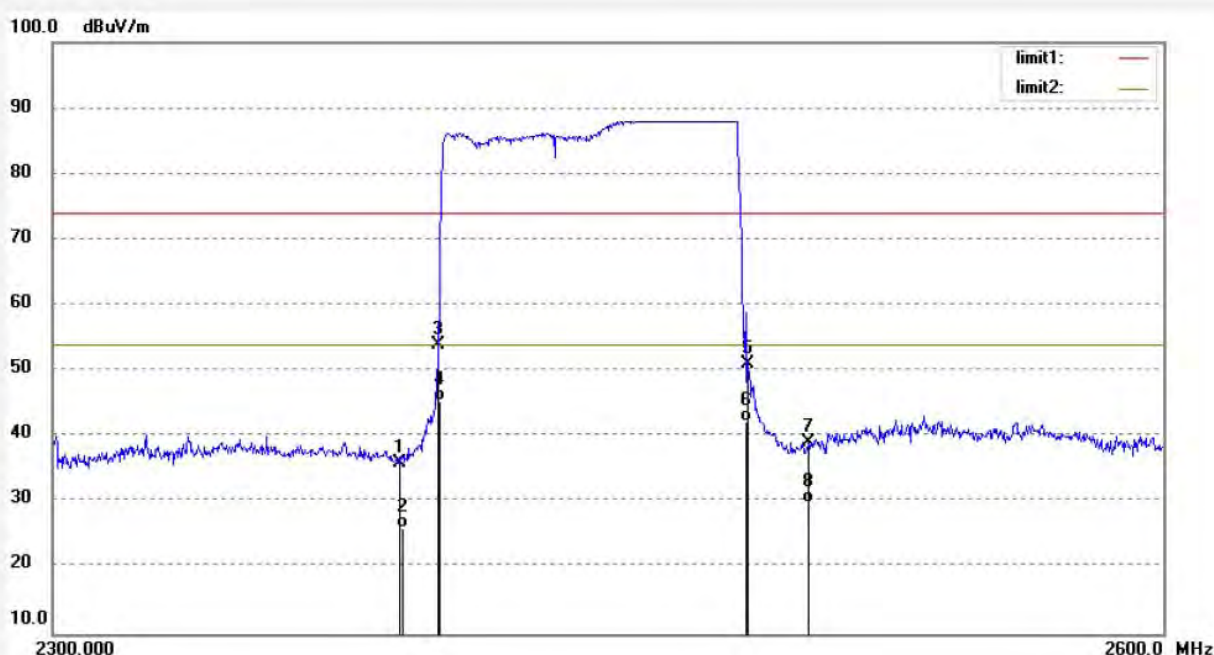
Date: 16/03/24/

Time: 19/23/09

Engineer Signature:

Distance: 3m

Note: EUT: COLOR CHANGING BLUETOOTH RECTANGLE SPEAKERS



No.	Freq. (MHz)	Reading (dBuV/m)	Factor (dB)	Result (dBuV/m)	Limit (dBuV/m)	Margin (dB)	Detector	Height (cm)	Degree (deg.)	Remark
1	2390.000	43.49	-7.53	35.96	74.00	-38.04	peak			
2	2390.000	33.69	-7.53	26.16	54.00	-27.84	AVG			
3	2400.000	61.55	-7.46	54.09	74.00	-19.91	peak			
4	2400.000	52.79	-7.46	45.33	54.00	-8.67	AVG			
5	2483.500	58.47	-7.37	51.10	74.00	-22.90	peak			
6	2483.500	49.64	-7.37	42.27	54.00	-11.73	AVG			
7	2500.000	46.56	-7.40	39.16	74.00	-34.84	peak			
8	2500.000	37.38	-7.40	29.98	54.00	-24.02	AVG			

Note: Average measurement with peak detection at No.2, 4, 6, 8

Job No.: STAR2015 #453

Standard: FCC PK

Test item: Radiation Test

Temp.(C)/Hum.(%) 23 C / 48 %

EUT: Report No.:ATE20160474

Mode: HOPPING (8DPSK)

Model: CB-335076

Manufacturer: CLEVER BRIGHT

Polarization: Vertical

Power Source: DC 3.7V

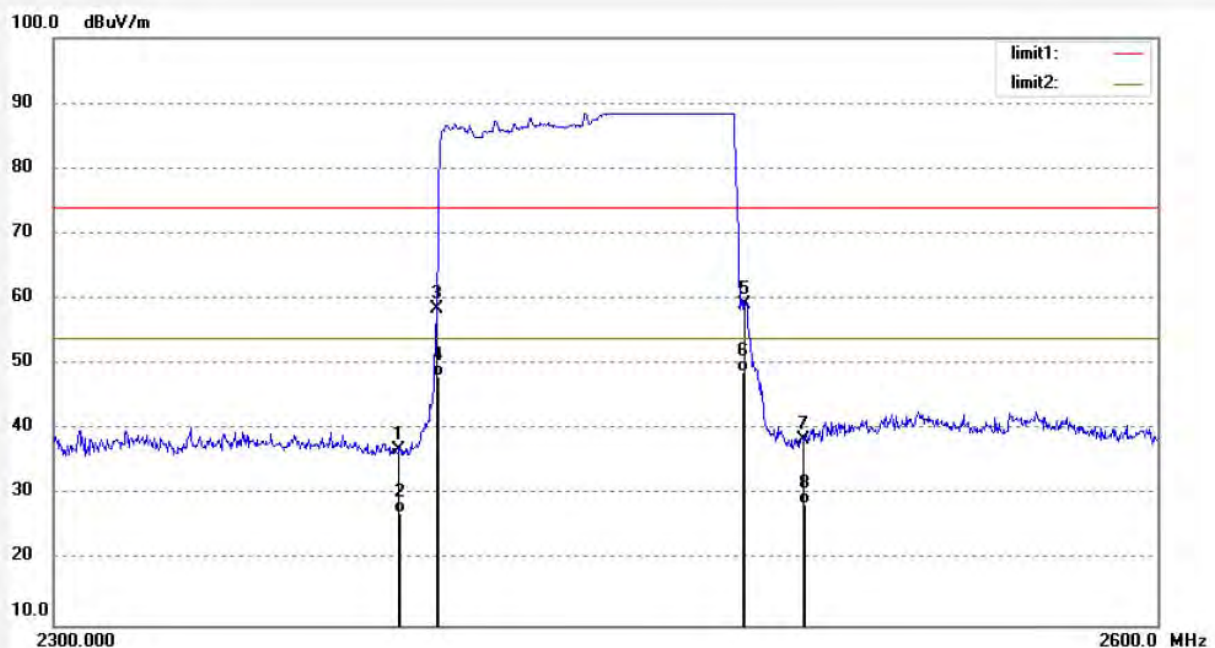
Date: 16/03/24/

Time: 19/28/59

Engineer Signature:

Distance: 3m

Note: EUT: COLOR CHANGING BLUETOOTH RECTANGLE SPEAKERS



No.	Freq. (MHz)	Reading (dBuV/m)	Factor (dB)	Result (dBuV/m)	Limit (dBuV/m)	Margin (dB)	Detector	Height (cm)	Degree (deg.)	Remark
1	2390.000	44.31	-7.53	36.78	74.00	-37.22	peak			
2	2390.000	34.69	-7.53	27.16	54.00	-26.84	AVG			
3	2400.000	65.84	-7.46	58.38	74.00	-15.62	peak			
4	2400.000	55.55	-7.46	48.09	54.00	-5.91	AVG			
5	2483.500	66.61	-7.37	59.24	74.00	-14.76	peak			
6	2483.500	56.17	-7.37	48.80	54.00	-5.20	AVG			
7	2500.000	45.87	-7.40	38.47	74.00	-35.53	peak			
8	2500.000	35.88	-7.40	28.48	54.00	-25.52	AVG			

Note: Average measurement with peak detection at No.2, 4, 6, 8


ACCURATE TECHNOLOGY CO., LTD.

 F1,Bldg,A,Changyuan New Material Port Keyuan Rd,
 Science & Industry Park,Nanshan Shenzhen,P.R.China

Site: 2# Chamber

Tel:+86-0755-26503290

Fax:+86-0755-26503396

Job No.: STAR2015 #454

Standard: FCC PK

Test item: Radiation Test

Temp.(C)/Hum.(%) 23 C / 48 %

EUT: Report No.:ATE20160474

Mode: HOPPING (8DPSK)

Model: CB-335076

Manufacturer: CLEVER BRIGHT

Polarization: Horizontal

Power Source: DC 3.7V

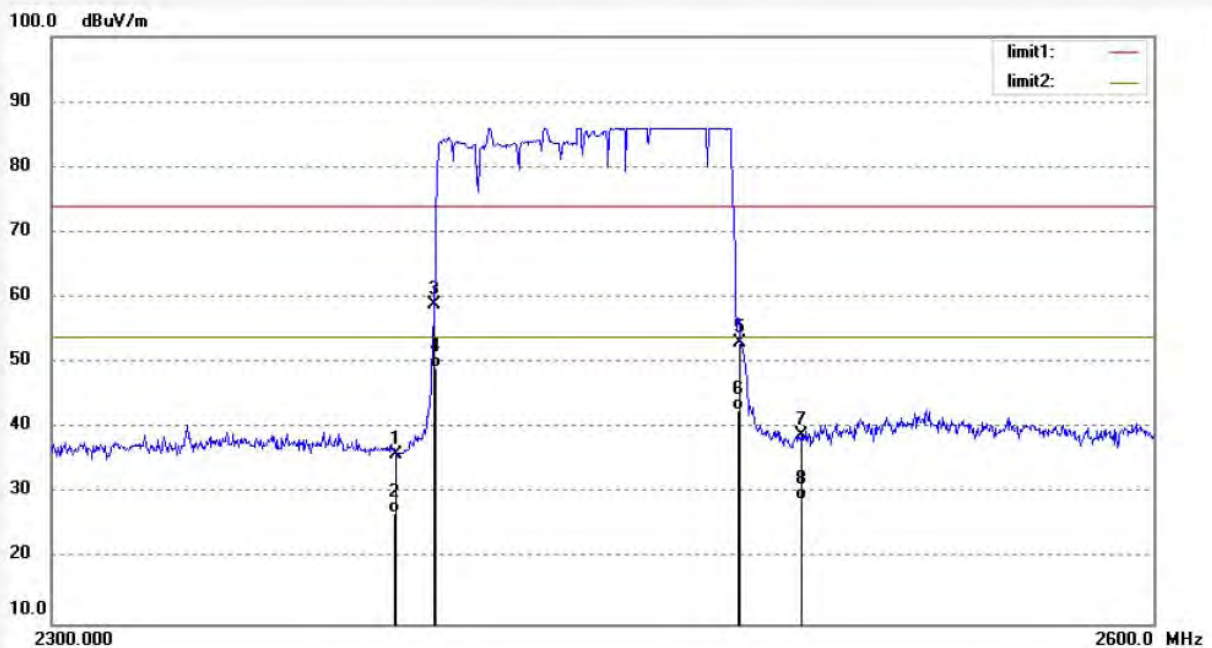
Date: 16/03/24/

Time: 19/33/18

Engineer Signature:

Distance: 3m

Note: EUT: COLOR CHANGING BLUETOOTH RECTANGLE SPEAKERS



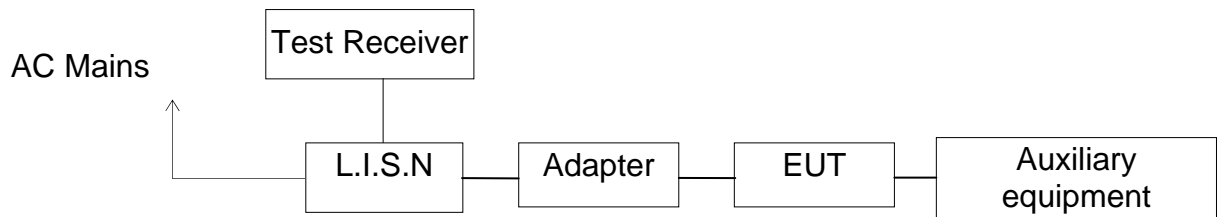
No.	Freq. (MHz)	Reading (dBuV/m)	Factor (dB)	Result (dBuV/m)	Limit (dBuV/m)	Margin (dB)	Detector	Height (cm)	Degree (deg.)	Remark
1	2390.000	43.55	-7.53	36.02	74.00	-37.98	peak			
2	2390.000	34.62	-7.53	27.09	54.00	-26.91	AVG			
3	2400.000	66.47	-7.46	59.01	74.00	-14.99	peak			
4	2400.000	56.79	-7.46	49.33	54.00	-4.67	AVG			
5	2483.500	60.54	-7.37	53.17	74.00	-20.83	peak			
6	2483.500	50.22	-7.37	42.85	54.00	-11.15	AVG			
7	2500.000	46.21	-7.40	38.81	74.00	-35.19	peak			
8	2500.000	36.43	-7.40	29.03	54.00	-24.97	AVG			

Note: Average measurement with peak detection at No.2, 4, 6, 8

12.AC POWER LINE CONDUCTED EMISSION FOR FCC PART

15 SECTION 15.207(A)

12.1.Block Diagram of Test Setup



(EUT: COLOR CHANGING BLUETOOTH RECTANGLE SPEAKERS)

12.2.Power Line Conducted Emission Measurement Limits

Frequency (MHz)	Limit dB(μV)	
	Quasi-peak Level	Average Level
0.15 - 0.50	66.0 – 56.0 *	56.0 – 46.0 *
0.50 - 5.00	56.0	46.0
5.00 - 30.00	60.0	50.0

NOTE1: The lower limit shall apply at the transition frequencies.

NOTE2: The limit decreases linearly with the logarithm of the frequency in the range 0.15MHz to 0.50MHz.

12.3.Configuration of EUT on Measurement

The following equipments are installed on Power Line Conducted Emission Measurement to meet the commission requirement and operating regulations in a manner, which tends to maximize its emission characteristics in a normal application.

12.4.Operating Condition of EUT

12.4.1.Setup the EUT and simulator as shown as Section 5.1.

12.4.2.Turn on the power of all equipment.

12.4.3.Let the EUT work in test mode and measure it.

12.5. Test Procedure

The EUT is put on the plane 0.1m high above the ground by insulating support and is connected to the power mains through a line impedance stabilization network (L.I.S.N.). This provides a 50ohm coupling impedance for the EUT system. Please refer the block diagram of the test setup and photographs. Both sides of AC lines are checked to find out the maximum conducted emission. In order to find the maximum emission levels, the relative positions of equipment and all of the interface cables shall be changed according to ANSI C63.4: 2014 on Conducted Emission Measurement.

The bandwidth of test receiver (R & S ESCS30) is set at 9kHz.

The frequency range from 150kHz to 30MHz is checked.

12.6. Power Line Conducted Emission Measurement Results

PASS.

The frequency range from 150kHz to 30MHz is checked.

Test mode : BT communicating(AC 120V/60Hz) EUT mode : CB-335076								
MEASUREMENT RESULT: "CHBA001_fin"								
3/24/2016 5:29PM								
Frequency	Level	Transd	Limit	Margin	Detector	Line	PE	
MHz	dBµV	dB	dBµV	dB				
0.160000	55.00	10.5	66	10.5	QP	L1	GND	
0.500000	39.10	10.7	56	16.9	QP	L1	GND	
2.530000	36.00	11.0	56	20.0	QP	L1	GND	
MEASUREMENT RESULT: "CHBA001_fin2"								
3/24/2016 5:29PM								
Frequency	Level	Transd	Limit	Margin	Detector	Line	PE	
MHz	dBµV	dB	dBµV	dB				
0.165000	39.10	10.5	55	16.1	AV	L1	GND	
0.500000	33.90	10.7	46	12.1	AV	L1	GND	
2.510000	30.60	11.0	46	15.4	AV	L1	GND	
MEASUREMENT RESULT: "CHBA002_fin"								
3/24/2016 5:34PM								
Frequency	Level	Transd	Limit	Margin	Detector	Line	PE	
MHz	dBµV	dB	dBµV	dB				
0.150000	54.60	10.5	66	11.4	QP	N	GND	
0.490000	39.70	10.7	56	16.5	QP	N	GND	
2.490000	34.80	11.0	56	21.2	QP	N	GND	
MEASUREMENT RESULT: "CHBA002_fin2"								
3/24/2016 5:34PM								
Frequency	Level	Transd	Limit	Margin	Detector	Line	PE	
MHz	dBµV	dB	dBµV	dB				
0.170000	40.10	10.5	55	14.9	AV	N	GND	
0.485000	34.50	10.7	46	11.8	AV	N	GND	
2.490000	28.70	11.0	46	17.3	AV	N	GND	

Test mode : BT communicating(AC 240V/60Hz) EUT mode : CB-335076								
MEASUREMENT RESULT: "FO-0316-03_fin"								
3/24/2016 11:47								
Frequency	Level	Transd	Limit	Margin	Detector	Line	PE	
MHz	dBµV		dBµf	dB				
0.152000	44.10	10.4	66	21.8	QP	L1	GND	
3.314000	36.10	11.7	56	19.9	QP	L1	GND	
5.474000	31.20	11.8	60	28.8	QP	L1	GND	
MEASUREMENT RESULT: "FO-0316-03_fin2"								
3/24/2016 11:47								
Frequency	Level	Transd	Limit	Margin	Detector	Line	PE	
MHz	dBµf	dB	dBµf	dB				
0.166000	17.10	10.4	55	38.1	AV	L1	GND	
3.138500	27.80	11.7	46	18.2	AV	L1	GND	
5.253500	24.40	11.8	50	25.6	AV	L1	GND	
MEASUREMENT RESULT: "FO-0316-04_fin"								
3/24/2016 11:49								
Frequency	Level	Transd	Limit	Margin	Detector	Line	PE	
MHz	dBµf	dB	dBµf	dB				
0.192000	54.10	10.6	64	9.8	QP	N	GND	
1.684000	36.50	11.6	56	19.5	QP	N	GND	
5.613500	32.00	11.8	60	28.0	QP	N	GND	
MEASUREMENT RESULT: "FO-0316-04_fin2"								
3/24/2016 11:49								
Frequency	Level	Transd	Limit	Margin	Detector	Line	PE	
MHz	dBµf	dB	dBµf	dB				
0.204000	34.20	10.6	53	19.2	AV	N	GND	
3.143000	28.30	11.7	46	17.7	AV	N	GND	
5.222000	24.90	11.8	50	25.1	AV	N	GND	

Emissions attenuated more than 20 dB below the permissible value are not reported.

The spectral diagrams are attached as below.

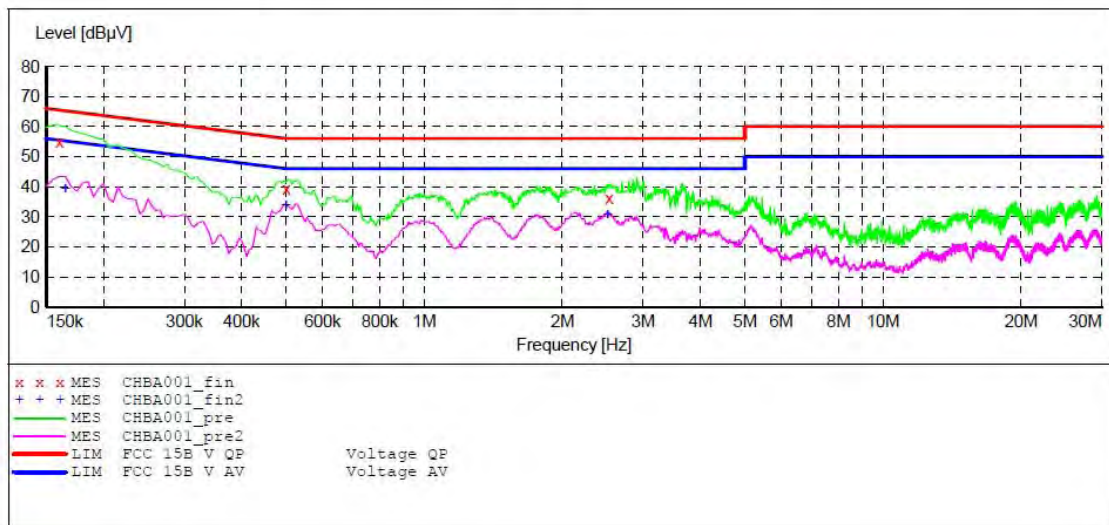
ACCURATE TECHNOLOGY CO., LTD

CONDUCTED EMISSION STANDARD FCC PART 15B

EUT: COLOR CHANGING BLUETOOTH RECTANGLE SPEAKERS
 Manufacturer: CLEVER BRIGHT
 Operating Condition: BT communicating
 Test Site: 1#Shielding Room
 Operator: STAR
 Test Specification: L 120V/60Hz
 Comment: Report No.:ATE20160474
 M/N:CB-335076

SCAN TABLE: "V 9K-30MHz fin"

Start Frequency	Stop Frequency	Step Width	Detector	Meas. Time	IF Bandw.	Transducer
9.0 kHz	150.0 kHz	100.0 Hz	QuasiPeak Average	1.0 s	200 Hz	NSLK8126 2008
150.0 kHz	30.0 MHz	5.0 kHz	QuasiPeak Average	1.0 s	9 kHz	NSLK8126 2008



MEASUREMENT RESULT: "CHBA001_fin"

3/24/2016 5:29PM

Frequency MHz	Level dBµV	Transd dB	Limit dBµV	Margin dB	Detector	Line	PE
0.160000	55.00	10.5	66	10.5	QP	L1	GND
0.500000	39.10	10.7	56	16.9	QP	L1	GND
2.530000	36.00	11.0	56	20.0	QP	L1	GND

MEASUREMENT RESULT: "CHBA001_fin2"

3/24/2016 5:29PM

Frequency MHz	Level dBµV	Transd dB	Limit dBµV	Margin dB	Detector	Line	PE
0.165000	39.10	10.5	55	16.1	AV	L1	GND
0.500000	33.90	10.7	46	12.1	AV	L1	GND
2.510000	30.60	11.0	46	15.4	AV	L1	GND

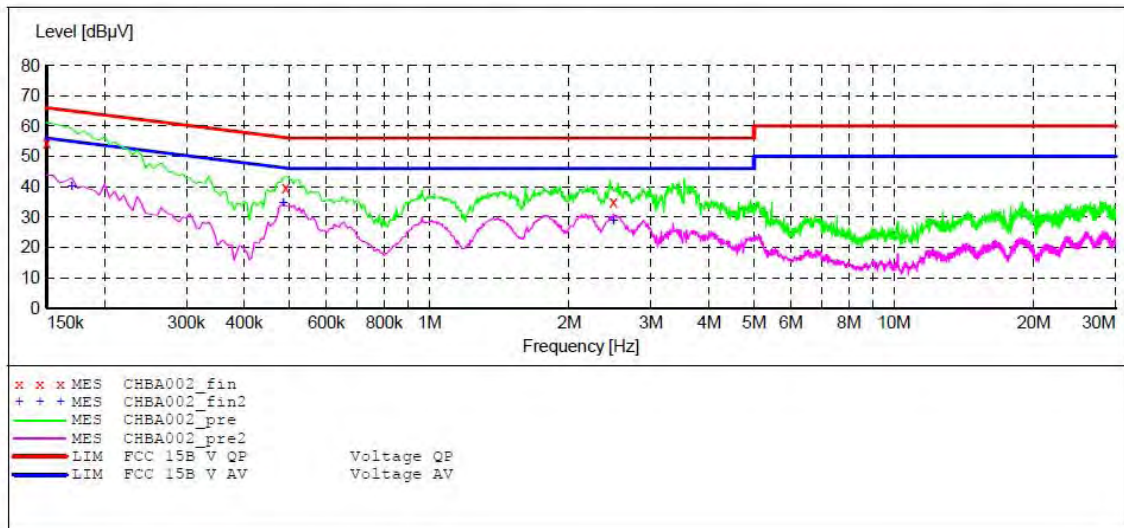
ACCURATE TECHNOLOGY CO.,LTD

CONDUCTED EMISSION STANDARD FCC PART 15B

EUT: COLOR CHANGING BLUETOOTH RECTANGLE SPEAKERS
 Manufacturer: CLEVER BRIGHT
 Operating Condition: BT communicating
 Test Site: 1#Shielding Room
 Operator: STAR
 Test Specification: N 120V/60Hz
 Comment: Report No.:ATE20160474
 M/N:CB-335076

SCAN TABLE: "V 9K-30MHz fin"

Short Description:		_SUB_STD_VTERM2 1.70					
Start Frequency	Stop Frequency	Step Width	Detector	Meas. Time	IF Bandw.	Transducer	
9.0 kHz	150.0 kHz	100.0 Hz	QuasiPeak	1.0 s	200 Hz	NSLK8126 2008	
150.0 kHz	30.0 MHz	5.0 kHz	QuasiPeak	1.0 s	9 kHz	NSLK8126 2008	
			Average				
			Average				



MEASUREMENT RESULT: "CHBA002_fin"

3/24/2016 5:34PM

Frequency MHz	Level dBµV	Transd dB	Limit dBµV	Margin dB	Detector	Line	PE
0.150000	54.60	10.5	66	11.4	QP	N	GND
0.490000	39.70	10.7	56	16.5	QP	N	GND
2.490000	34.80	11.0	56	21.2	QP	N	GND

MEASUREMENT RESULT: "CHBA002_fin2"

3/24/2016 5:34PM

Frequency MHz	Level dBµV	Transd dB	Limit dBµV	Margin dB	Detector	Line	PE
0.170000	40.10	10.5	55	14.9	AV	N	GND
0.485000	34.50	10.7	46	11.8	AV	N	GND
2.490000	28.70	11.0	46	17.3	AV	N	GND

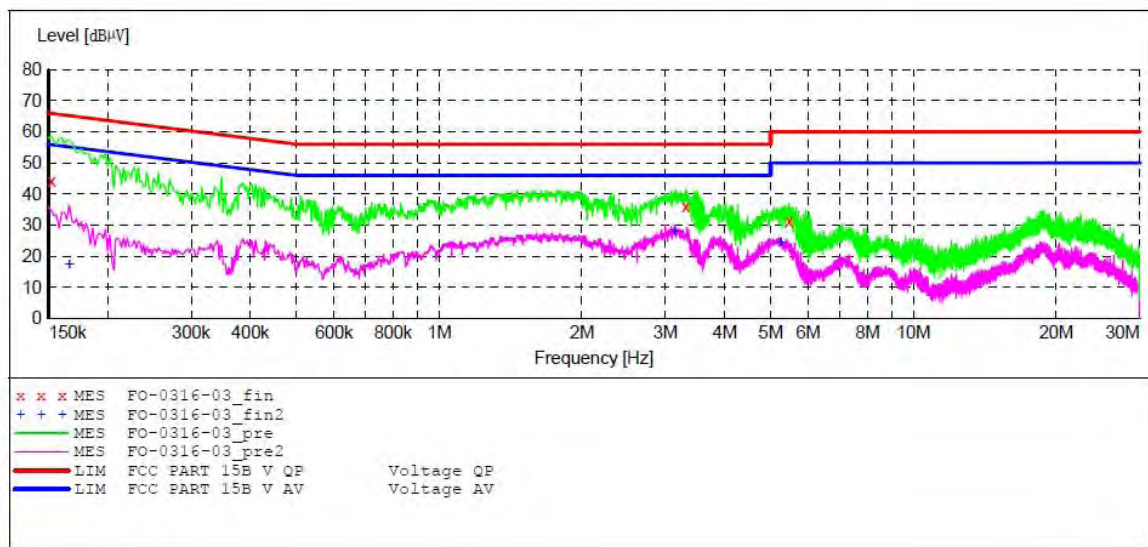
ACCURATE TECHNOLOGY CO., LTD

CONDUCTED EMISSION STANDARD FCC PART 15B

EUT: COLOR CHANGING BLUETOOTH RECTANGLE SPEAKERS
 Manufacturer: CLEVER BRIGHT
 Operating Condition: BT communicating
 Test Site: 2#Shielding Room
 Operator: STAR
 Test Specification: L 240V/60Hz
 Comment: Report NO.:ATE20160474
 Start of Test: M/N:CB-335076

SCAN TABLE: "V 150K-30MHz fin"

Short Description: _SUB_STD_VTERM2 1.70
 Start Stop Step Detector Meas. IF Transducer
 Frequency Frequency Width Time Bandw.
 150.0 kHz 30.0 MHz 4.5 kHz QuasiPeak 1.0 s 9 kHz LISN(ESH3-Z5)
 Average



MEASUREMENT RESULT: "FO-0316-03_fin"

3/24/2016 11:47

Frequency MHz	Level dBµV	Transd	Limit dBµf	Margin dB	Detector	Line	PE
0.152000	44.10	10.4	66	21.8	QP	L1	GND
3.314000	36.10	11.7	56	19.9	QP	L1	GND
5.474000	31.20	11.8	60	28.8	QP	L1	GND

MEASUREMENT RESULT: "FO-0316-03_fin2"

3/24/2016 11:47

Frequency MHz	Level dBµf	Transd dB	Limit dBµf	Margin dB	Detector	Line	PE
0.166000	17.10	10.4	55	38.1	AV	L1	GND
3.138500	27.80	11.7	46	18.2	AV	L1	GND
5.253500	24.40	11.8	50	25.6	AV	L1	GND

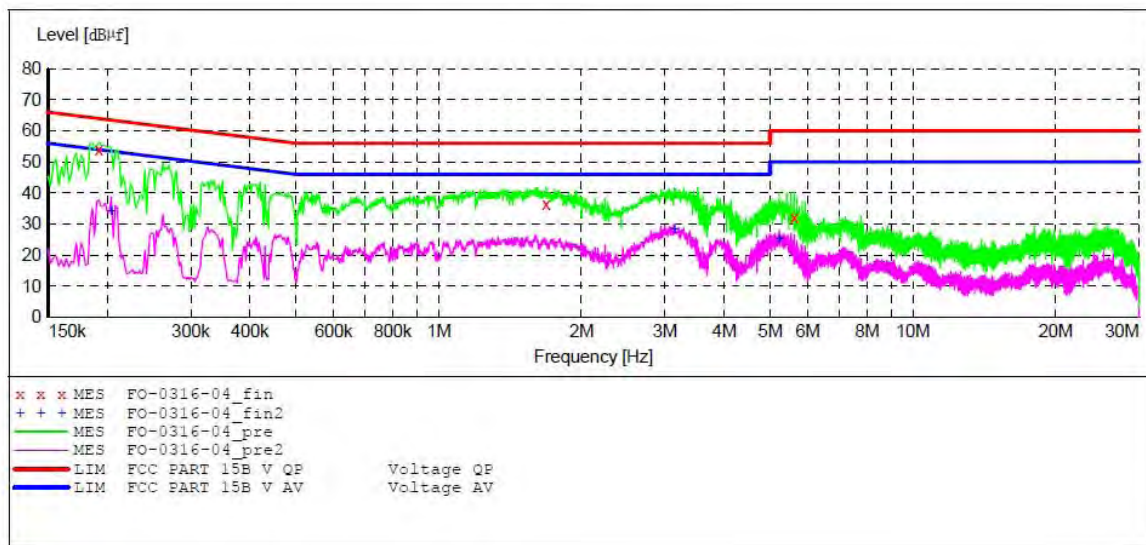
ACCURATE TECHNOLOGY CO., LTD

CONDUCTED EMISSION STANDARD FCC PART 15B

EUT: COLOR CHANGING BLUETOOTH RECTANGLE SPEAKERS
 Manufacturer: CLEVER BRIGHT
 Operating Condition: BT communicating
 Test Site: 2#Shielding Room
 Operator: STAR
 Test Specification: N 240V/60Hz
 Comment: Report NO.:ATE20160474
 Start of Test: M/N:CB-335076

SCAN TABLE: "V 150K-30MHz fin"

Start Frequency	Stop Frequency	Step Width	Detector	Meas. Time	IF Bandw.	Transducer
150.0 kHz	30.0 MHz	4.5 kHz	QuasiPeak	1.0 s	9 kHz	LISN (ESH3-Z5)
Average						



MEASUREMENT RESULT: "FO-0316-04_fin"

3/24/2016 11:49

Frequency MHz	Level dBµf	Transd dB	Limit dBµf	Margin dB	Detector	Line	PE
0.192000	54.10	10.6	64	9.8	QP	N	GND
1.684000	36.50	11.6	56	19.5	QP	N	GND
5.613500	32.00	11.8	60	28.0	QP	N	GND

MEASUREMENT RESULT: "FO-0316-04_fin2"

3/24/2016 11:49

Frequency MHz	Level dBµf	Transd dB	Limit dBµf	Margin dB	Detector	Line	PE
0.204000	34.20	10.6	53	19.2	AV	N	GND
3.143000	28.30	11.7	46	17.7	AV	N	GND
5.222000	24.90	11.8	50	25.1	AV	N	GND


13.ANTENNA REQUIREMENT

13.1.The Requirement

According to Section 15.203, an intentional radiator shall be designed to ensure that no antenna other than that furnished by the responsible party shall be used with the device.

13.2.Antenna Construction

Device is equipped with permanent attached antenna, which isn't displaced by other antenna. The Antenna gain of EUT is 0dBi. Therefore, the equipment complies with the antenna requirement of Section 15.203.



Antenna