

SHOCKWAVE

WIRELESS PARTY SPEAKER

60W PEAK POWER

WIRELESS PARTY SPEAKER
WITH LIGHTING EFFECTS

 **Bluetooth®**



ITEM NO.: IMT7000

Quick Start Guide

1.

WHAT'S INCLUDED



IMT7000
WIRELESS PARTY SPEAKER



Quick Start Guide

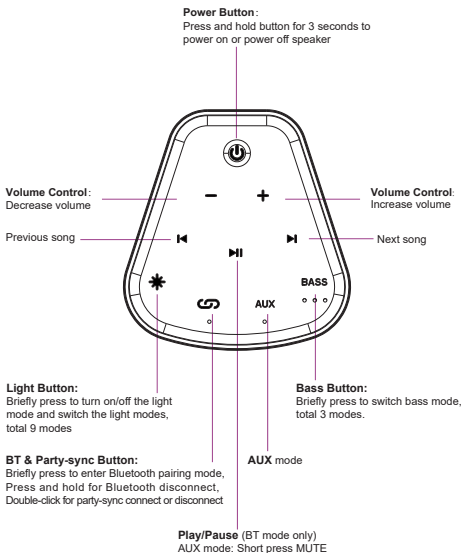


**Charging Cable
(USB-C to USB-A)**









2.

SPEAKER CONTROLS

Brief introduction to buttons on top panel



Indicators:

-  : Power on (Solid blue)
-  : Bluetooth pairing (Flashing blue quickly),
 -  Bluetooth connected (Solid blue),
 -  Sync up with other speakers (Flashing blue slowly)
- AUX** : AUX mode (Solid orange)
 - 
- BASS** : Bass 1, Bass 2, Bass 3 (Solid Blue)
 -   

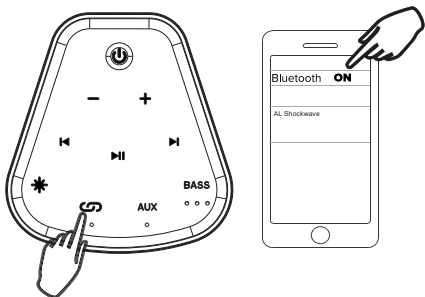
Reset to default settings:

Press and hold the BASS button for 10S to reset all settings back to factory default.

3.

Bluetooth Connection

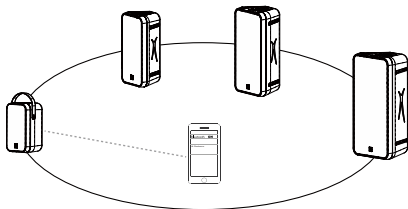
Go to the Bluetooth settings menu on your phone. Make sure that Bluetooth is turned on. Connect to the device listed as “AL Shockwave ”



- Speaker will enter into BT mode when powered on;
- Briefly press the BT button to enter into BT mode;

If you want to change to a different BT device when already paired press and hold the BT button, the speaker will disconnect from its paired device. A different device can now be paired.

Party-sync with AL SHOCKWAVE Family



A double press of the BT button is used to enter/exit party-sync mode on extra speakers if you have them as below.

Item Number	Item name	Pairing Name
IMT7000	Shockwave Wireless Party Speaker	AL Shockwave
IMT7100	Shockwave 200 Wireless party speaker	AL Shockwave 200
IMT7200	Shockwave 300 Wireless Party Speaker	AL Shockwave 300
IMT7300	Shockwave 400 Wireless Party Speaker	AL Shockwave 400

The Altec Lansing SHOCKWAVE family has four members that support party-sync. You can mix and match between any of these four models, setting up one speaker as the primary unit connected to up to 100 other speakers all playing in sync.

1. Connect one speaker to your Bluetooth device in the normal way via Bluetooth.
2. Double-press the BT button on the next speaker to enter Party-sync mode, its BT LED will flashes slowly and it will find and connect to the first (primary) speaker.
3. Repeat No 2 if you have more speakers you want to connect.
4. To exit party-sync double press the BT button on the speakers you wish to disconnect and return to normal operation.

Notes:

- Playback volume is adjusted via the first (primary) speaker.
- The BT playback controls only operate on the first (primary) speaker.
- Turning off the first (primary) speaker turns off all speakers.
- All secondary speakers can be turned on/off individually and their light modes changed via their individual controls.

4.

LIGHTING CONTROL

Briefly press the LIGHTS button to switch lighting mode.

(Note: Some modes which use 'sound-to-light' need music playing to be visible)



Each press moves to the next mode and back round to off.

Mode 1: Rotating ring in three colors

Mode 2: Flashing to music

Mode 3: 'Spectrum'

Mode 4: 'Stacking/re-stacking' lights both sides

Mode 5: Rotating lights in multi-colors

Mode 6: Breathing on/off

Mode 7: Flashing to music, solid lighting when no audio

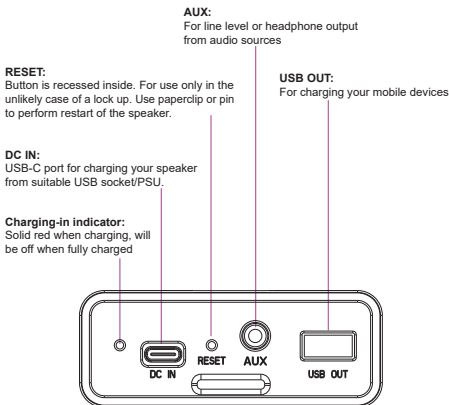
Mode 8: 'Bar-graph' in multi-colors

Mode 9: Rotating 'stacking/re-stacking' lights

5.

INPUT/OUTPUT PORTS

Descriptions about the various ports on the speaker



6.

SPECIFICATIONS

Power Audio: 60W (Peak) Total

Drivers Units: 4" Bass, 2" Tweeter + Rear Auxilliary Bass Radiator.

S/N: $\geq 70\text{dB}$

Distortion: $\leq 0.5\%$ (1K,1W)

USB-A output: 5V=1A


USB-C charging Input: 5V=1A

Dimensions: L205*H315*D172 mm

Length of Charging cable (USB-A to USB-C): 90cm

7.

SAFETY PRECAUTIONS



**Having Trouble?
We're here to help!**



Call us 24/7 at 1-855-292-4087
E-mail us at support@alteclansing.com
or visit us at alteclansing.com

8.

FCC STATEMENT

Changes or modifications not expressly approved by the party responsible for compliance could void the user's authority to operate the equipment.

This device complies with Part 15 of the FCC Rules. Operation is subject to the following two conditions: (1) this device may not cause harmful interference, and (2) this device must accept any interference received, including interference that may cause undesired operation.

This equipment has been tested and found to comply with the limits for a Class B digital device, pursuant to Part 15 of the FCC Rules. These limits are designed to provide reasonable protection against harmful interference in a residential installation. This equipment generates, uses and can radiate radio frequency energy and, if not installed and used in accordance with the instructions, may cause harmful interference to radio communications. However, there is no guarantee that interference will not occur in a particular installation.

If this equipment does cause harmful interference to radio or television reception, which can be determined by turning the equipment off and on, the user is encouraged to try to correct the interference by one or more of the following measures:

- Reorient or relocate the receiving antenna.
- Increase the separation between the equipment and receiver.
- Connect the equipment into an outlet on a circuit different from that to which the receiver is connected.
- Consult the dealer or an experienced radio/TV technician for help.

Supplier's Declaration of Conformity
47 CFR § 2.1077 Compliance Information

Unique Identifier

Trade Name: Altec Lansing

Model No.: IMT7000

Responsible Party – U.S. Contact Information

US Company Name: SAKAR INTERNATIONAL INC.

Address: Edison, NJ 08817

Telephone number or internet contact information: 855-292-4087

RF Exposure Compliance

This equipment complies with FCC radiation exposure limits set forth for an uncontrolled environment. This equipment should be installed and operated with minimum distance 20cm between the radiator and your body.

9.

WARRANTY CARD

This warranty covers the original consumer purchaser only and is not transferable.

This warranty covers products that fail to function properly UNDER NORMAL USAGE, due to defects in material or workmanship. Your product will be repaired or replaced at no charge for parts or labor for a period of one year.

What Is Not Covered by Warranty:

Damages or malfunctions not resulting from defects in material or workmanship and damages or malfunctions from other than normal use, including but limited to, repair by unauthorized parties, tampering, modification or accident.

To Obtain Warranty Service and Troubleshooting Information:

Call 1-855-292-4087 or Visit our website at www.alteclansing.com.

To receive Warranty service along with the name and address of an authorized product service center, the original consumer purchaser must contact us for problem determination and service procedures. Proof of purchase in the form of a bill of sale or receipted invoice, evidencing that the Product is within the applicable Warranty period(s), MUST be presented in order to obtain the requested service. It is your responsibility to properly package and send any defective products along with a dated copy of proof of purchase, a written explanation of the problem, and a valid return address to the authorized service center at your expense. Do not include any other items or accessories with the defective product. Any products received by the authorized service center that are not covered by warranty will be returned unrepaid.

NO WARRANTIES, WHETHER EXPRESS OR IMPLIED, INCLUDING, BUT NOT LIMITED TO, ANY IMPLIED WARRANTIES OF MERCHANTABILITY OR FITNESS FOR A PARTICULAR PURPOSE, OTHER THAN THOSE EXPRESSLY DESCRIBED ABOVE SHALL APPLY. DISTRIBUTOR FURTHER DISCLAIMS ALL WARRANTIES AFTER THE EXPRESS WARRANTY PERIOD STATED ABOVE. NO OTHER EXPRESS WARRANTY OR GUARANTY GIVEN BY ANY PERSON, FIRM OR ENTITY WITH RESPECT TO THE PRODUCT SHALL BE BINDING ON DISTRIBUTOR. REPAIR, REPLACEMENT, OR REFUND OF THE ORIGINAL PURCHASE PRICE - AT DISTRIBUTOR'S SOLE DISCRETION -ARE THE EXCLUSIVE REMEDIES OF THE CONSUMER. IN NO EVENT WILL DISTRIBUTOR, ITS MANUFACTURERS, OR SAKAR INT. BE LIABLE FOR ANY INCIDENTAL, DIRECT, INDIRECT, SPECIAL, PUNITIVE OR CONSEQUENTIAL DAMAGES (SUCH AS, BUT NOT LIMITED TO, DAMAGES FOR LOSS OF PROFITS, BUSINESS, SAVINGS, DATA OR RECORDS) CAUSED BY THE USE, MISUSE OR INABILITY TO USE THE PRODUCT. EXCEPT AS STATED HEREIN, NO OTHER WARRANTIES SHALL APPLY. NOTWITHSTANDING THE FOREGOING, CONSUMER'S RECOVERY AGAINST DISTRIBUTOR SHALL NOT EXCEED THE PURCHASE PRICE OF THE PRODUCT SOLD BY DISTRIBUTOR. THIS WARRANTY SHALL NOT EXTEND TO ANYONE OTHER THAN THE ORIGINAL CONSUMER WHO PURCHASED THE PRODUCT AND IS NOT TRANSFERABLE.


Some countries, states or provinces do not allow the exclusion or limitation of incidental or consequential damages or allow limitations on warranties, so limitation or exclusions may not apply to you. This warranty gives you specific legal rights, and you may have other rights that vary from state to state or province to province. Contact your authorized retailer to determine if another warranty applies. This product is manufactured, distributed and sold by SAKAR International, Inc. All other trademarks are the property of the respective owner, who has not sponsored, endorsed or approved this product.

10.

IMPORTANT SAFETY INSTRUCTIONS

1. Read these instructions – All the safety and operating instructions should be read before this product is operated.
2. Keep these instructions – The safety and operating instructions should be retained for future reference.
3. Heed all warnings – All warnings on the appliance and in the operating instructions should be adhered to.
4. Follow all instructions – All operating and use instructions should be followed.
5. Do not use this apparatus near water – The appliance should not be used near water or moisture – for example, in a wet basement or near a swimming pool, and the like.
6. Clean only with dry cloth.
7. Do not block any ventilation openings. Install in accordance with the manufacture's instructions.
8. Do not install near any heat sources such as radiators, heat registers, stoves, or other apparatus (including amplifiers) that produce heat.
9. Do not defeat the safety purpose of the polarized or grounding plug. A polarized plug has two blades with one wider than the other. A grounding plug has two blades and a third grounding prong. The wide blade or the third prong is provided for your safety. If the provided plug does not fit into your outlet, consult an electrician for replacement of the obsolete outlet.
10. Protect the power cord from being walked on or pinched particularly at the plugs, convenience receptacles, and at the point where they exit from the apparatus.
11. Only use attachments/accessories specified by the manufacturer.
12. Use only with the cart, stand, tripod, bracket, or table specified by the manufacturer, or sold with the apparatus. When a cart or rack is used, use caution when moving the cart/apparatus combination to avoid injury from tip-over.



13. Unplug the apparatus during lightning storms or when unused for long periods of time.
14. Refer all servicing to qualified personnel. Servicing is required when the apparatus has been damaged in any way, such as power supply cord or plug is damaged, liquid has been spilled or objects have fallen into the apparatus has been exposed to rain or moisture, does not operate normally, or has been dropped.
15. CAUTION: These servicing instructions are for use by qualified service personnel only. To reduce the risk of electric shock, do not perform any servicing other than that contained in the operating instructions unless you are qualified to do so.
16. WARNING: To reduce the risk of fire or electric shock, do not expose this apparatus to rain or moisture. The apparatus shall not be exposed to dripping or splashing and that objects filled with liquids, such as vases, shall not be placed on apparatus.
17. WARNING: For the terminals marked with symbol of "⚡" may be of sufficient magnitude to constitute a risk of electric shock. The external wiring connected to the terminals requires installation by an instructed person or the used of ready-made leads or cords.
18.  This equipment is a Class II or double insulated electrical appliance. It has been designed in such a way that it does not require a safety connection to electrical earth.



19.

- This lightning flash with arrowhead symbol within an equilateral triangle is intended to alert the user to the presence of non-insulated "dangerous voltage" within the product's enclosure that may be of sufficient magnitude to constitute a risk of electric shock.
- Warning: To reduce the risk of electric shock, do not remove cover (or back) as there are no user-serviceable parts inside. Refer servicing to qualified personnel.
- The exclamation point within an equilateral triangle is intended to alert the user to the presence of important operating and maintenance instructions in the literature accompanying the appliance.

**Keep manual and all
relevant information for
future reference.**

JUST LISTEN.

The Bluetooth® word mark and logos are registered trademarks owned by the Bluetooth SIG, Inc. and any use of such marks by Sakar International is under license. Other trademarks and trade names are those of their respective owners.