

E7+

Quick Start Guide

LEGAL INFORMATION

Copyright © 2013 HUNAN ZTEICT TECH. CO., LTD

All rights reserved.

No part of this publication may be excerpted, reproduced, translated or utilized in any form or by any means, electronic or mechanical, including photocopying and microfilm, without the prior written permission of HUNAN ZTEICT TECH. CO., LTD

The manual is published by HUNAN ZTEICT TECH. CO., LTD. We reserve the right to make modifications on print errors or update specifications without prior notice.

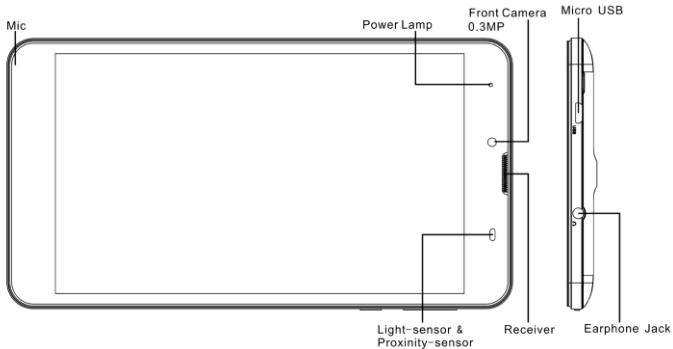
Version No. : R1.0

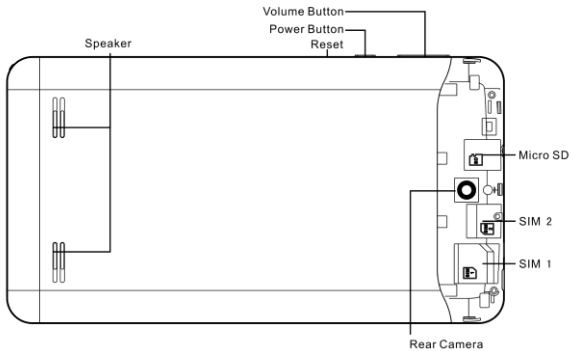
Edition Time :

2014.04

Manual No. :


Overview






Before Getting Started


1.Insert the SIM card



2. Insert the microSD card



Notes:

microSD logo  is a trademark of the SD Card Association.

3. Charge up



Powering On & Off


1. Press and hold the **Power Key** until the tablet option screen appears.
2. Touch **OK** to confirm that you want to turn off the tablet.

Switching Your PAD E7+ to Sleep Mode

Sleep Mode suspends your device to a low-power-consumption state while the display is off to save battery power. Your device also goes into Sleep Mode automatically when you leave it idle after a certain period of time

To quickly turn your device to sleep mode, press the **Power Key**.

Waking Up Your PAD E7+ from Sleep Mode

1. Press the **Power Key** to activate your screen display
2. Drag the lock icon  out of the circle

Declaration of RoHS Compliance

To minimize the environmental impact and take more responsibility to the earth we live in, this document shall serve as formal declaration that the PAD E7+ manufactured by HUNAN ZTEICT LTD. is in compliance with the Directive 2002/95/EC of the European Parliament - RoHS (Restriction of Hazardous Substances) with respect to the following substances:

- (1)Lead (Pb) (2) Mercury (Hg) (3)Cadmium (Cd)
- (4) Hexavalent Chromium (Cr (VI)) (5)Polybrominated biphenyls (PBB's)
- (6)Polybrominated biphenyl ethers (PBDE's)

(Compliance is evidenced by written declaration from our suppliers, assuring that any potential trace contamination levels of the substances listed above are below the maximum level set by EU 2002/95/EC, or are exempt due to their application.)

The PAD E7+ manufactured by HUNAN ZTEICT LTD., meets the requirements of EU 2002/95/EC

Disposal of Your Old Appliance



1. When this crossed-out wheeled bin symbol is attached to a product, it means the product is covered by the European Directive 2002/96/EC.
2. All electrical and electronic products should be disposed of separately from the municipal waste stream via designated collection facilities appointed by the government or the local authorities.
3. The correct disposal of your old appliance will help prevent potential negative consequences for the environment and human health.

For this product's recycling information based on WEEE directive, please send an e-mail to weee@zte.com.cn.

FCC RF Exposure Information and Statement

The SAR limit of USA (FCC) is 1.6 W/kg averaged over one gram of tissue. Device types: E7+(FCC ID: 2ACYS-E7) has also been tested against this SAR limit. The highest SAR value reported under this standard during product certification for use at the ear is 0.78 W/kg and when properly worn on the body is 0.77 W/kg. This device was tested for typical body-worn operations with the back of the handset kept 0 cm from the body. To maintain compliance with FCC RF exposure requirements, use accessories that maintain a 0 cm separation distance between the user's body and the back of the handset. The use of belt clips, holsters and similar accessories should not contain metallic components in its assembly. The use of accessories that do not satisfy these requirements may not comply with FCC RF exposure requirements, and should be avoided.

This device complies with part 15 of the FCC rules. Operation is subject to the following two conditions: (1) this device may not cause harmful interference, and (2) this device must accept any interference received, including interference that may cause undesired operation.

NOTE: The manufacturer is not responsible for any radio or TV interference caused by unauthorized modifications to this equipment. Such modifications could void the user's authority to operate the equipment.

NOTE: This equipment has been tested and found to comply with the limits for a Class B digital device, pursuant to part 15 of the FCC Rules. These limits are designed to provide reasonable protection against harmful interference in a residential installation. This equipment generates uses and can radiate radio frequency energy and, if not installed and used in accordance with the instructions, may cause harmful interference to radio communications. However, there is no guarantee that interference will not occur in a particular installation.

If this equipment does cause harmful interference to radio or television reception, which can be determined by turning the equipment off and on, the user is encouraged to try to correct the interference by one or more of the following measures:

- Reorient or relocate the receiving antenna.
- Increase the separation between the equipment and receiver.
- Connect the equipment into an outlet on a circuit different from that to which the receiver is connected.
- Consult the dealer or an experienced radio/TV technician for help.

changes or modifications not expressly approved by the party responsible for compliance could void the user's authority to operate the equipment