



SETUP PHOTOGRAPHS

This document contains 10 photographs


Photograph No.1
CW source power calibration setup



Photograph No.2
Peak output power measurement setup



Photograph No.3
OBW, spurious emissions measurement setup



Photograph No.4
Spurious emissions measurement setup in the anechoic chamber below 30 MHz



Photograph No.5
Spurious emissions measurement setup in the anechoic chamber in 30 -1000 MHz



Photograph No.6
Spurious emissions measurement setup in the anechoic chamber in 1-18 GHz



Photograph No.7
Spurious emissions measurement setup at the OATS in 18-40 GHz



Photograph No.8
Spurious emissions measurement setup at the OATS above 40 GHz



Photograph No.9
Frequency stability measurement setup



Photograph No.10
Frequency stability measurement setup

