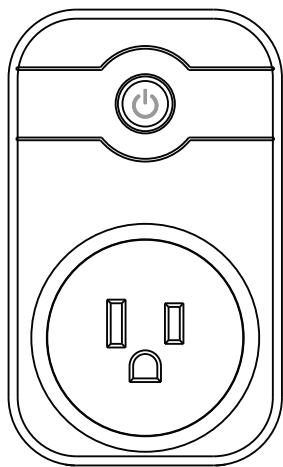


Bluetooth 4.0 Energy Meter Socket

Model: EM750

USER MANUAL



INTRODUCTION

Thank you for purchasing our product Bluetooth Energy Meter Socket EM750. It supports any iOS devices with Bluetooth 4.0 equipped and Android device with OS 4.3 or above. We strongly recommend to read this User Manual before you operate the product.

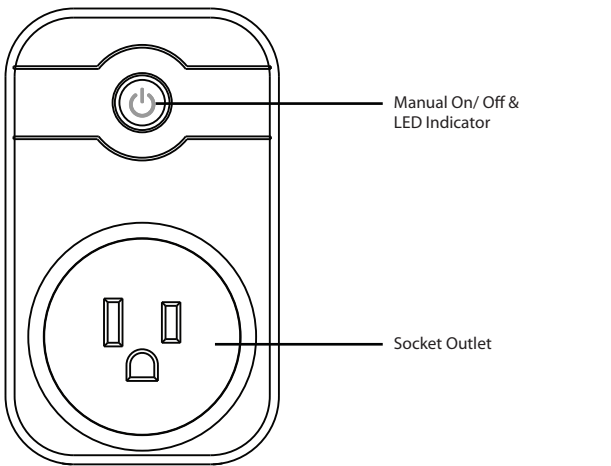
ABOUT CONTROL SMART SOCKET

EM750 is a Bluetooth 4.0 Energy Meter Socket which can seamlessly control and monitor your energy usage of the electric appliance connected. With the App provided, user can monitor the energy usage and control at desired condition. User can program the socket to turn on/ off at desired time schedule.

BOX CONTENTS

- Your Control Smart Socket will contain:
- 1) Smart Socket main unit
  - 2) This user manual
  - 3) Quick start guide

GETTING STARTED



- 1 Plug the Control Smart Socket into mains supply **WITHOUT** any appliance connected. To confirm the unit is working. Press the Manual On/ Off button and the LED indicator (Blue colour) will blink with the key press.
- 2 Download and install the App “Control Smart” from App Store or Play Store
- 3 Follow the instructions of the App to pair the device with your smartphone or tablet.



LED INDICATOR

This smart socket has equipped with LED indicator to indicate the device status (see below).

LED Colour	Status
No LED on	Output OFF and idle
Blue LED blink	Countdown timer running
Blue LED on	Output ON and idle
Red LED blink	Overload warning
Red LED on	Pairing in progress

MANUAL ON/ OFF

User can turn the output of smart socket to ON/ OFF manually by pressing the On/ Off button on the device. The status of the output will be shown in the App on your smartphone or tablet automatically.

REMOTE CONTROL

User can turn the output of smart socket to ON/ OFF with the App. To obtain better performance, user must ensure that the smart socket is located within the coverage of Bluetooth signal with your smartphone or tablet. The receiving distance will be affected by obstacles and building materials. It is recommended to place the smart socket away from TV set, computer, wireless router or any radio frequency apparatus.

ENERGY MONITORING

To save energy cost, user need an energy monitor to tell you how much energy is consuming by your electrical appliance. This smart socket has built-in non-volatile memory which can record the energy consumption of the electrical appliances. With the tariff rate setting, the energy cost can be calculated automatically. User can analysis the energy consumption of their appliance with graphical view.

SCHEDULE TIMER

This smart socket can be programmed with timer by the App which can turn the appliance ON/ Off at desired time. The benefits of setting the schedule timer with the App is more convenient and easier with the intuitive user interface.

OVERLOAD WARNING

This smart socket can set an overload warning with the App. When the connected appliance exceed the overload settings (Wattage or Current), the device will give an overload alert by flashing Red LED or beep sound or cut the power to the appliance. The alert method can be set by the App via smartphone or tablet.

COUNTDOWN TIMER

User can set a countdown timer to turn the appliance ON/ OFF with the App. When the countdown timer elapsed, the output of the smart socket will be turned OFF.

SAFETY INSTRUCTIONS

- To ensure safe operation of the equipment and eliminate the danger of serious injury due to short-circuits, the following safety precautions must be observed.
- 1) Do not connect after each other
  - 2) Use indoor only.
  - 3) Keep children and pets away.
  - 4) Inspect periodically.
  - 5) The unauthorized rebuilding and/or modifying of the device is not permitted.
  - 6) If you are not sure about the operation, safety or the connection of the device, contact an expert.
  - 7) Opening the equipment, service and repair work must only be carried out by a trained person who is familiar with the relevant regulations.
  - 8) To avoid any hazard or misuse, please use this product only as described in user manual.
  - 9) Do not operate this product in wet or damp conditions, to avoid electric shock.
  - 10) Comply with the warning labels and other information on the equipment.
  - 11) Do not subject the equipment to direct sunlight or extreme temperatures, humidity or dampness.
  - 12) Do not subject the equipment to shocks or strong vibrations.
  - 13) Do not operate the equipment near strong magnetic fields (motors , transformers etc.)

- 14) Do not store the smart socket in a place of explosive, inflammable substances.
- 15) Do not modify the equipment in any way
- 16) The guarantee become invalid in the event of damage resulting from non-observance or improper use of the operation manual.

SPECIFICATIONS

- Ratings : 120 VAC, max 15A 1800W  
Wireless Standard : Bluetooth 4.0  
Frequency Range : 2400 – 2480 MHz  
Operation Range : up to 30 meters
- Disconnection means: Type 1B  
Pollution degree: 2  
Rated impluse voltage: 1500V  
Automatic action: 100,000 cycles

FCC ID: 2ACY7-EM750 IC: 12321A-EM750

- 1. This device complies with Part 15 of the FCC Rules. Operation is subject to the following two conditions:
  - (1) This device may not cause harmful interference, and
  - (2) This device must accept any interference received, including interference that may cause undesired operation.
- 2. Changes or modifications to this unit not expressly approved by the party responsible for compliance could void the user’s authority to operate the equipment.

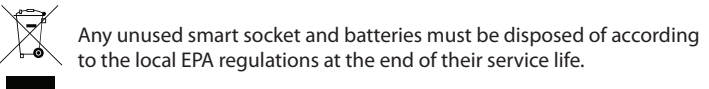
This device complies with Industry Canada Licence-exempt RSS-210. Operation is subject to the following two conditions:

- (1) this device may not cause interference, and
- (2) this device must accept any interference, including interference that may cause undesired operation of the device. CAN ICES-3 (B)/ NMB-3 (B)

This equipment has been tested and found to comply with the limits for a Class B digital device, pursuant to Part15 of the FCC Rules. These limits are designed to provide reasonable protection against harmful interference in a residential installation. This equipment generates, uses and can radiate radio frequency energy and, if not installed and used in accordance with the instructions, may cause harmful interference to radio communications.

However, there is no guarantee that interference will not occur in a particular installation. If this equipment does cause harmful interference to radio or television reception, which can be determined by turning the equipment off and on, the user is encouraged to try to correct the interference by one or more of the following measures:

- Reorient or relocate the receiving antenna.
- Increase the separation between the equipment and receiver.
- Connect the equipment into an outlet on a circuit different from that to which the receiver is connected.
- Consult the dealer or an experienced radio/TV technician for help.



Distributed by:  
Eco-logic Products Limited  
Unit 2113, 21/F Landmark North, 39  
Lung Sum Avenue, Sheung Shui, N.T.,  
Hong Kong

Made in China