



# Smart Alert™ Nightlight Quickstart Guide



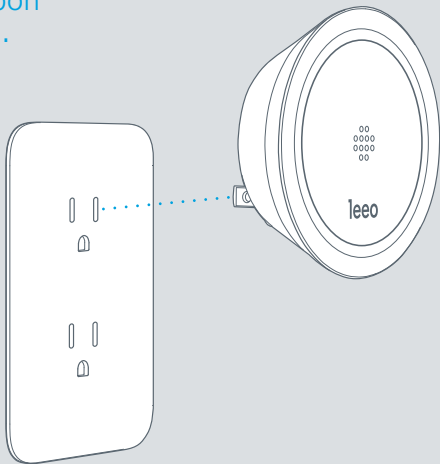
# Welcome to Leeo

You're only  
three steps  
away from  
simple alarm  
monitoring.

# 01


Plug your Smart Alert™ Nightlight in the same room or hallway as a smoke or carbon monoxide alarm.

Your Smart Alert™ Nightlight can detect these alarms over 75 feet away.



# 02


Download  
and launch the  
Leo app.



# 03



Get to know  
your Smart Alert™  
Nightlight.



**Pulsing White:**  
Leo and your phone  
are communicating.




**Single Blue  
Pulse fades White:**  
Leo has connected  
to your WiFi.

# 03 cont.

Get to know  
your Smart Alert™  
Nightlight.



**Flashing Red:**  
Leo is alerting you that  
something is not right.



**Solid White Glow:**  
Leo is having a  
normal day (or night).



# Questions about your Smart Alert™ Nightlight?



[leeo.com/support](http://leeo.com/support)



1-888-487-LEEO



[leeo.com](http://leeo.com)



[facebook.com/leeo](https://facebook.com/leeo)



[@leeo](https://twitter.com/leeo)