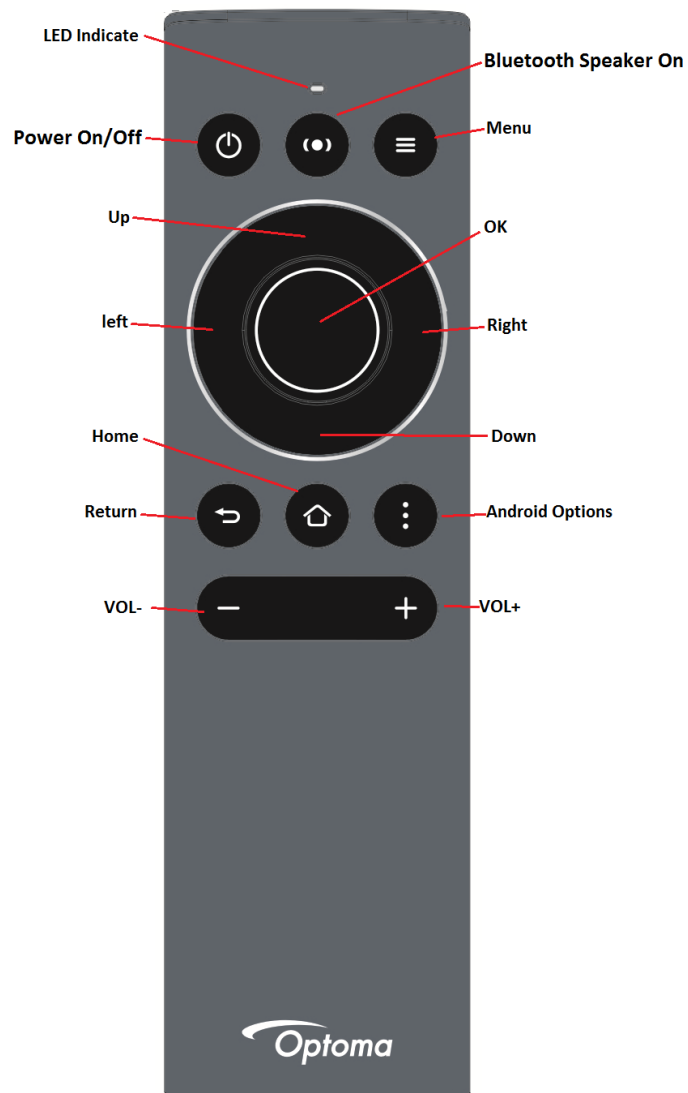



## Optoma remote control operating manual



### Pairing your BT remote control with the projector

Press the [HOME] and [Return] buttons simultaneously for 2 seconds. The status LED on the BT remote control will flash, indicating the device is in pairing mode.



The pairing process will take approximately 20 seconds. If the pairing is successful, the status LED on the BT remote control will turn solid blue. Otherwise, the status LED on the BT remote control will turn solid red. If the BT remote control is left idle for 10 minutes, it will automatically enter Sleep mode and the Bluetooth is disconnected.

**Note:**

- . The actual remote control may vary depending on the region.
- . Some keys may have no function for models that do not support these features.

## Effective range


Infra-Red (IR) remote control sensor is located on the rear of the projector. Ensure to hold the remote control at an angle within 30° (horizontally) or 20° (vertically) perpendicular to the projector's IR remote control sensor to function correctly.

The distance between the remote control and the sensor should not be longer than 7 meters (~22 feet).

You can also operate the remote control by pointing it to the projected image.

**Note:** When pointing the remote control directly (0 degrees angle) on the IR sensor, the distance between the remote control and the sensor should not be longer than 10 meters (~32 feet).

- . Make sure that there are no obstacles between the remote control and the IR sensor on the projector that might obstruct the infra-red beam.
- . Make sure the IR transmitter of the remote control is not being shined by sunlight or fluorescent lamps directly.
- . Please keep the remote controller away from fluorescent lamps for over 2 meters or the remote controller might become malfunction.
- . If the remote control is close to Inverter-Type fluorescent lamps, it might become ineffective from time to time.
- . If the remote control and the projector are within a very short distance, the remote control might become ineffective.
- . When you aim at the screen, the effective distance is less than 7 meters from the remote control to the screen and reflecting the IR beams back to the projector. However, the effective range might change according to screens.



## Optoma global offices

For service or support, please contact your local office.

### USA

47697 Westinghouse Drive, 888-289-6786  
Fremont, CA 94539, USA 510-897-8601  
[www.optomausa.com](http://www.optomausa.com) [services@optoma.com](mailto:services@optoma.com)

### Canada

47697 Westinghouse Drive, 888-289-6786  
Fremont, CA 94539, USA 510-897-8601  
[www.optomausa.com](http://www.optomausa.com) [services@optoma.com](mailto:services@optoma.com)

### Latin America

47697 Westinghouse Drive, 888-289-6786  
Fremont, CA 94539, USA 510-897-8601  
[www.optomausa.com](http://www.optomausa.com) [services@optoma.com](mailto:services@optoma.com)

### Europe

Unit 1, Network 41, Bourne End Mills,  
Hemel Hempstead, Herts,  
HP1 2UJ, United Kingdom +44 (0) 1923 691 800  
[www.optoma.eu](http://www.optoma.eu) +44 (0) 1923 691 888  
Service Tel : +44 (0)1923 691865 [service@tsc-europe.com](mailto:service@tsc-europe.com)

### Benelux BV

Randstad 22-123 +31 (0) 36 820 0252  
1316 BW Almere +31 (0) 36 548 9052

The Netherlands  
www.optoma.nl

### **France**

Batiment E +33 1 41 46 12 20  
81-83 avenue Edouard Vaillant +33 1 41 46 94 35  
92100 Boulogne Billancourt, France savoptoma@optoma.fr

### **Spain**

C/ José Hierro,36 Of. 1C +34 91 499 06 06  
28522 Rivas VaciaMadrid, +34 91 670 08 32  
Spain

### **Deutschland**

Wiesenstrasse 21 W +49 (0) 211 506 6670  
D40549 Düsseldorf, +49 (0) 211 506 66799  
Germany info@optoma.de

### **Scandinavia**

Lerpeveien 25 +47 32 98 89 90  
3040 Drammen +47 32 98 89 99  
Norway info@optoma.no  
PO.BOX 9515  
3038 Drammen  
Norway

### **Korea**

WOOMI TECH.CO.,LTD. +82+2+34430004  
4F, Minu Bldg.33-14, Kangnam-Ku, +82+2+34430005  
Seoul,135-815, KOREA  
korea.optoma.com

### **Japan**

東京都足立区綾瀬3-25-18  
株式会社オーエスinfo@os-worldwide.com  
コンタクトセンター:0120-380-495 www.os-worldwide.com

### **Taiwan**

12F., No.213, Sec. 3, Beixin Rd., +886-2-8911-8600  
Xindian Dist., New Taipei City 231, +886-2-8911-6550  
Taiwan, R.O.C. services@optoma.com.tw  
www.optoma.com.tw asia.optoma.com

### **Hong Kong**

Unit A, 27/F Dragon Centre,  
79 Wing Hong Street, +852-2396-8968  
Cheung Sha Wan, +852-2370-1222  
Kowloon, Hong Kong www.optoma.com.hk

### **China**

5F, No. 1205, Kaixuan Rd., +86-21-62947376  
Changning District +86-21-62947375  
Shanghai, 200052, China www.optoma.com.cn

## **Federal Communications Commission (FCC) Interference Statement**

This equipment has been tested and found to comply with the limits for a Class B digital device, pursuant to Part 15 of the FCC Rules.

These limits are designed to provide reasonable protection against harmful interference in a residential installation. This equipment generate, uses and can radiate radio frequency energy and, if not installed and used in accordance with the instructions, may cause harmful interference to radio communications.

However, there is no guarantee that interference will not occur in a particular installation. If this equipment does cause harmful interference to radio or television reception, which can be determined by turning the equipment off and on, the user is encouraged to try to correct the interference by one of the following measures:

- Reorient or relocate the receiving antenna.
- Increase the separation between the equipment and receiver.
- Connect the equipment into an outlet on a circuit different from that to which the receiver is connected.
- Consult the dealer or an experienced radio/TV technician for help.

This device complies with Part 15 of the FCC Rules. Operation is subject to the following two conditions:

(1) This device may not cause harmful interference, and (2) this device must accept any interference received, including interference that may cause undesired operation.

FCC Caution: Any changes or modifications not expressly approved by the party responsible for compliance could void the user's authority to operate this equipment.

## **RF exposure warning**

This equipment complies with FCC radiation exposure limits set forth for an uncontrolled environment.

This product may not be collocated or operated in conjunction with any other antenna or transmitter