



TJMATE Wireless Controller manual

Notice : The changes or modifications not expressly approved by the party responsible for compliance could void the user' s authority to operate the equipment.

IMPORTANT NOTE: To comply with the FCC RF exposure compliance requirements, no change to the antenna or the device is permitted. Any change to the antenna or the device could result in the device exceeding the RF exposure requirements and void user' s authority to operate the device.





Dimension : H60mm*W98mm*D17mm (Charger Base is not included)

Charger Power : AC100~240V 50/60Hz

Indroduction :

TJMATE is a 2.4GHz Wireless controller can be setup in bathroom. It is water proof. Built in battery automatical maintaining function let user can long time charge the TJMATE.

Buttons Function :

- 【Power】**  : Hold 0.5 second to turn ON/OFF TJMATE wireless controller power.
- 【CONN】**  : Click to wake up TJMATE for wireless communication. Hold 2 seconds to control TAYJYI machine.
- 【C/F/▲】**  : Under Standby mode, click to change (°C) / (°F) . Hold 2 seconds to force starting EM Valves in TAYJYI machine. Under Setup mode, increase setup value.
- 【D/T/▼】**  : Under Standby mode, click to change (°C/°F) /clock (XX : XX) . Hold 2 seconds to force closing EM Valves in TAYJYI machine. Under Setup mode, decrease setup value.

Display symbols :



Electrical Specification

RF channel : 2415MHz~2472MHz, 20 channels for each 3MHz, automatically avoid noisy channel.

AC Power adaptor specification :

Input : 100~240V, 50/60Hz.

Output : DC5V/1A, 3.5X1.3X9.5.