

Wireless control audio player instruction manual



Note :

WAYTRONIC ELECTRONIC CO.,LTD. reserves the right to change this document without prior notice. Information provided by WAYTRONIC is believed to be accurate and reliable. However, WAYTRONIC makes no warranty for any errors which may appear in this document. Contact WAYTRONIC to obtain the latest version of device specifications before placing your orders. No responsibility is assumed by WAYTRONIC for any infringement of patent or other rights of third parties which may result from its use. In addition, WAYTRONIC products are not authorized for use as critical components in life support devices/systems or aviation devices/systems, where a malfunction or failure of the product may reasonably be expected to result in significant injury to the user, without the express written approval of WAYTRONIC.

1 Feature

- Support 16-320Kbps MP3 format file.
- Maximum output 15W.
- Embedded SPI flash memory.,support 4Mbit-128Mbit memory.
- Maximum support 3328 segment audio file;
- With TF card slot,support copy TF card audio file into SPI flash memory.First play TF card audio file,when there have no TF card in slot,player will play Flash memory audio file.
- TF card Support FAT and FAT 32 system file
- Power supply:9~24V
- Wireless control ,wireless frequency 433Mhz.

2 Specification

Power supply: DC 9~24V

Work current: ≤400mA (INPUT: DC12V)

Audio power:15W/8ohm

FLASH memory:standard version is 16Mbit FLASH memory (can customize 4~128Mbit)

Audio:MP3format 16Kbps~320Kbps

3 Function instruction



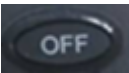
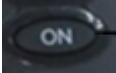
P1.Appearance




P2.Remote controller

Operation:

1,connect power according to wire color,red is positive,black is negative.

2,Press  to turn on player,press  button to control Play/Pause

When player is on,press  to turn off player





Caution: The user is cautioned that changes or modifications not expressly approved by the party responsible for compliance could void the user's authority to operate the equipment.

This device complies with Part 15 of the FCC Rules. Operation is subject to the following two conditions: (1) this device may not cause harmful interference, and (2) this device must accept any interference received, including interference that may cause undesired operation.

NOTE: This equipment has been tested and found to comply with the limits for a Class B digital device, pursuant to Part 15 of the FCC Rules. These limits are designed to provide reasonable protection against harmful interference in a residential installation. This equipment generates, uses and can radiate radio frequency energy and, if not installed and used in accordance with the instructions, may cause harmful interference to radio communications. However, there is no guarantee that interference will not occur in a particular installation.

If this equipment does cause harmful interference to radio or television reception, which can be determined by turning the equipment off and on, the user is encouraged to try to correct the interference by one or more of the following measures:

- Reorient or relocate the receiving antenna.
- Increase the separation between the equipment and receiver.
- Connect the equipment into an outlet on a circuit different from that to which the receiver is connected.
- Consult the dealer or an experienced radio/TV technician for help.

FCC Radiation Exposure Statement:

This equipment complies with FCC radiation exposure limits set forth for an uncontrolled environment. This equipment should be

installed and operated with a minimum distance of 20cm between the radiator and your body.

This transmitter must not be co-located or operating in conjunction with any other antenna or transmitter.