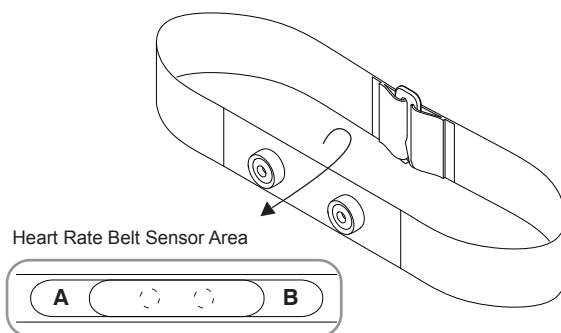
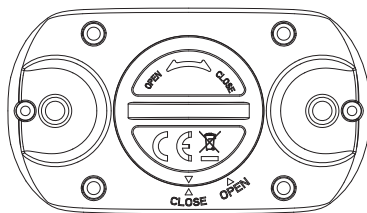
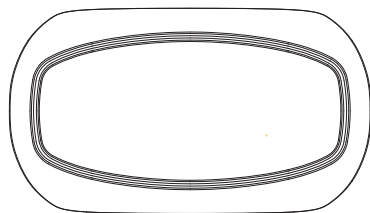


Instructions Manual for BT4.0 Heart Rate Monitor

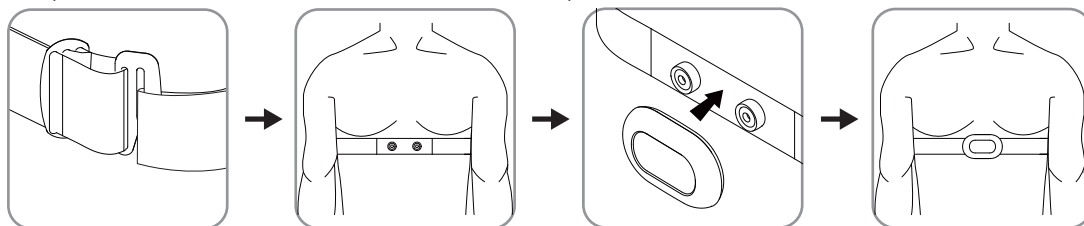
Heart Rate Monitor

This Heart rate Monitor is compatible with Bluetooth 4.0 devices. It records your heart rate status including real-time and maximum heart rate during exercise and show on receiving device.



Description:

1. Two metal buttons on the left and right at the back of Heart Rate Monitor designed to fasten it on the textile transmitter belt.
Rotation Battery cover and you can replace the new CR2032 battery.
2. Clip Heart Rate Monitor to the textile transmitter belt and wet the portion of A and B at the back of the transmitter belt with water (see the illustration) before wearing.



How to assemble the transmitter belt:

1. Adjust the elastic belt for a proper length for a snug fit your body. Attach one end of the Transmitter to the elastic belt.
2. Heart Rate Monitor should face outwards.
3. Buckle the Heart Rate Monitor to the two strap snaps.

Note: Please be sure that Heart Rate Monitor fit tightly with transmitter belt to avoid slipping during your workout.

Pairing

When using the Heart Rate Monitor for the first time, you need to pair the heart rate sensor with your receiving device according start up instructions. **Things to remember...**

1. Move away (20M) from other sensors while receiving device is trying to pair with your Heart Rate Monitor.
2. Keep the receiving device in front of you and ensure the transmission range within 2M from Heart Rate monitor to the receiving device.
3. Please confirm bluetooth 4.0 of your device is on.

NOTE:

- Keep the Heart Rate Monitor in a cool and dry place to maximize the heart rate sensor battery lifetime.
- Never put the strap in a washing machine or dryer.

Federal Communications Commission (FCC) Statement

15.21

You are cautioned that changes or modifications not expressly approved by the part responsible for compliance could void the user's authority to operate the equipment.

15.105(b)

This equipment has been tested and found to comply with the limits for a Class B digital device, pursuant to part 15 of the FCC rules. These limits are designed to provide reasonable protection against harmful interference in a residential installation. This equipment generates, uses and can radiate radio frequency energy and, if not installed and used in accordance with the instructions, may cause harmful interference to radio communications. However, there is no guarantee that interference will not occur in a particular installation. If this equipment does cause harmful interference to radio or television reception, which can be determined by turning the equipment off and on, the user is encouraged to try to correct the interference by one or more of the following measures:

- Reorient or relocate the receiving antenna.*
- Increase the separation between the equipment and receiver.*
- Connect the equipment into an outlet on a circuit different from that to which the receiver is connected.*
- Consult the dealer or an experienced radio/TV technician for help.*

This device complies with part 15 of the FCC rules. Operation is subject to the following two conditions:

1. This device may not cause harmful interference, and
2. This device must accept any interference received, including interference that may cause undesired operation.

FCC RF Radiation Exposure Statement:

This equipment complies with FCC radiation exposure limits set forth for an uncontrolled environment. End users must follow the specific operating instructions for satisfying RF exposure compliance. This transmitter must not be co-located or operating in conjunction with any other antenna or transmitter.

CAUTION

**RISK OF EXPLOSION IF BATTERY IS REPLACED BY AN INCORRECT TYPE.
DISPOSE OF USED BATTERIES ACCORDING TO THE INSTRUCTIONS.**