

makeON
SKIN LIGHT THERAPY
3S



기기 최초 사용 전 휴대폰 카메라로 QR코드를 촬영해주세요.
튜토리얼, 피부 측정 데이터, 블루투스,
맞춤 케어 서비스를 제공합니다.

Please take a picture of the QR code with your phone camera
before using the device for the first time.
Get Tutorials, Skin Measurement Data, Bluetooth,
and Personalized Care Services.





機器の初回使用前に携帯電話のカメラで
QRコードをスキャンしてください。
チュートリアル、肌測定データ、Bluetooth、
カスタムケアサービスを提供します。

3 Minutes to Light Up Your Skin

makeON

Skin Light Therapy 3S

Experience three miraculous minutes that powerfully boost the benefits of your daily skincare routine

	Mode1. Boosting (3min)	Mode2. Double Toning (3min)	Mode3. Relaxing Up (3min)	Mode4. Contouring (3min)
				
LED Care	Green LED Red LED NIR LED	Yellow LED Green LED NIR LED	Yellow LED Red LED NIR LED	Red LED Yellow LED NIR LED
Micro-current Care	EP-1	EP-2	Low-Frequency EMS	Mid-Frequency EMS

Connected to Your Skin 24/7

makeONLINE



- Skin Light Therapy 3S is equipped with Bluetooth function.
- After the first pairing with your smartphone or tablet, you can receive a variety of care services, including checking your skin analysis results and experiencing app exclusive modes
- Scan the QR code on the front of the manual for more information.

*Tested on human skin- Simultaneous use with CUSTOMME Bespoke Essence B5M5-09 formula
=Period: May 8 to June 8, 2023 / Subject: 22 adult females / Institution: P&K Skin Research Center

A 3-Minute User Guide

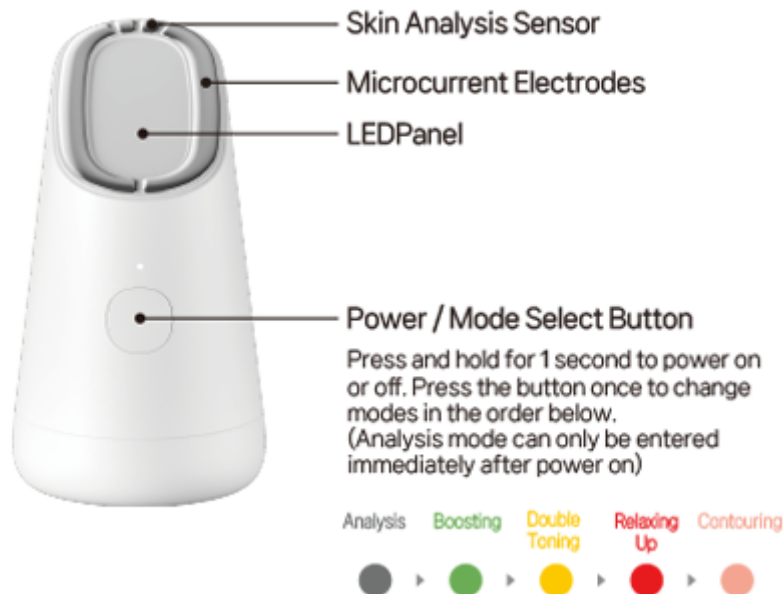
(Check the QR code on the front of the manual for a detailed tutorial)

1. Recommended Routine

- Start with cleansed and dried skin for accurate results.
- In analysis mode, place the device on the center of your cheeks and wait 3 seconds. It will automatically recommend the mode your skin needs (Boosting/Double Toning/Relaxing Up).
- After sufficient skincare, place the device back on your face and the recommended mode will run for 3 minutes.
- Treat your entire face in an oblique upward motion for Boosting/Double Toning modes.
- For modes Relaxing Up and Contouring, press gently on one area of your face for seconds.

2. Optional Routine

- Start with well-cleansed and prepped skin.
- Select the mode using the buttons on the front and treat your skin for 3 minutes. (Boosting/Double Toning/Relaxing Up/Contouring)
- Relaxing Up and Contouring modes can be used additionally on the jawline, for example, where firmness is a particular concern. Simply place the device on the area of concern for seconds, and move it to the next area for intensive care.



Essential Precautions Before Use

- Use
- Always keep the device in close contact with the skin so that all sides of the device are in contact with the skin (except in analysis mode).
 - Mild irritation may be felt due to the effect of the microcurrent. In this case, please apply plenty of cream.
 - Do not use on areas that are seriously reddened or swollen due to skin irritation during use, and stop using until it disappears.
 - Do not use on infected, burned or cut skin as skin damage may occur.
 - If you have a wound on your skin, please treat it before use.
 - We have completed the "Photobiological Safety_IEC-62471" test for LED light source, but please be careful not to look directly at the light. When using around the eyes, please close your eyes or keep the device as close to the skin as possible to prevent light from leaking out.
-
- Storage
- Do not drop the product or subject it to external impact.
 - Do not allow children or pets to put the product in their mouths or chew on it.
 - Store at room temperature away from direct sunlight, do not store at too high or too low temperatures.
 - Please be sure to clean and remove cosmetics after use before storing.
 - Do not leave in direct sunlight for a long time. It may cause discoloration.
-
- Charge
- Can be used about 35 times with a full charge within 2 hours.
 - Recharging is required when the 'beep beep beep' sound & red alarm light flashes. After the initial alarm, you can expect about 1-3 additional treatments. If charging does not proceed after the alarm, the device may be forced to turn off during use with a 'beep beep beep' sound.
 - The red alarm light dims when charging starts, and the white alarm light dims when charging is complete.
-

Product Specifications

Category	Specifications	
Contents	Skin Light Therapy 3S Body, USB-C charging Cable	
Modes	4 Basic Care Modes, Analysis Mode, App Exclusive	
Timer	3 Minutes for each modes	
Charging Time	Within 2 Hours	
Continuous Use	Approximately 35 Uses After Full Charge	
USB-C Cable	Rate	5V/2A
Battery	Model	UFX 803048
	Safety Certification Report Number	YU10770-21001C
	Rate	3.7V/1200mAh
	Country of Manufacture China	
Using Environment	Room Temperature (15~25℃)	
Dimensions(WxDxH)	61.3x48.6x86.9mm	
Weight(Body)	110g	
Other Features	Bluetooth Available	
Certification No. of Broadcasting equipment	R-R-PBG-MO-ST006	
Manufacturer	AMOSENS Co. 90, 4 Sandan 5 -gil, Jigsan-eup, Seobuk -gu, Cheonan-si, Chungcheongnam-do, Korea	
Distributor	Amorepacific Co. 100, Hangang-daero, Yongsan-gu, Seoul, Korea	



Warranty

[Warranty]

Product Name	Skin Light Therapy 3S
Warranty	2 Year from date of purchase
Date of Purchase	(Month . Day . Year)
Place of Purchase	

* Be sure to include the date of purchase.
Failure to do so may result in invalidation.

Class B device (household broadcasting and communications device):
This device is a device that is registered for electromagnetic compatibility for home use (Class B) and can be used in all regions for the purpose of use primarily at home.

If the device is used normally and in accordance with the instructions and other precautions within the warranty period, we will provide free A/S in accordance with the warranty regulations, and paid A/S if it falls under the paid services in the warranty regulations. For A/S, please check the warranty and warranty regulations before contacting Amorepacific Customer Service Center. Customer Service Center (toll-free): +82-(0)80-023-5454 If there is any defect in this product, we will compensate you according to the consumer dispute resolution standards notified by the Fair Trade Commission.

[Warranty Regulations]

The warranty covers the device itself.

[Free Service]

Free service is available for malfunctions that occur under normal use within two year (warranty period) after purchase.

Even during the warranty period, the following cases will be subject to paid service.

1. If the malfunction occurs due to the consumer's careless handling (drop, immersion, breakage, damage after purchase)
2. Appearance changes (scratches, deformation, discoloration, etc.) that occurred during normal use.
3. In case of malfunction due to failure to follow 'Precautions'
4. Disassembled or modified by the consumer arbitrarily.
5. If this warranty is not presented or the date of purchase is not written on this warranty.

FCC Information to User

This equipment has been tested and found to comply with the limits for a Class B digital device, pursuant to part 15 of the FCC Rules. These limits are designed to provide reasonable protection against harmful interference in a residential installation. This equipment generates uses and can radiate radio frequency energy and, if not installed and used in accordance with the instructions, may cause harmful interference to radio communications. However, there is no guarantee that interference will not occur in a particular installation. If this equipment does cause harmful interference to radio or television reception, which can be determined by turning the equipment off and on, the user is encouraged to try to correct the interference by one or more of the following measures:

- Reorient or relocate the receiving antenna.
- Increase the separation between the equipment and receiver.
- Connect the equipment into an outlet on a circuit different from that to which the receiver is connected.
- Consult the dealer or an experienced radio/TV technician for help.

This device complies with Part 15 of the FCC Rules. Operation is subject to the following two conditions: (1) this device may not cause harmful interference, and (2) this device must accept any interference received, including interference that may cause undesired operation.

Any changes or modifications not expressly approved by the party responsible for compliance could void the user's authority to operate this equipment.