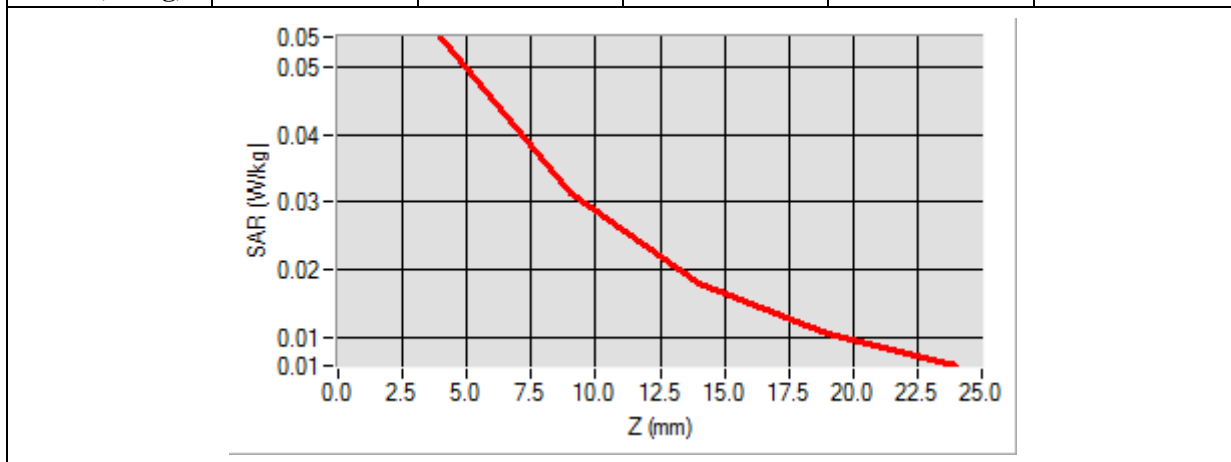


Maximum location: X=-29.00, Y=-7.00

SAR 10g (W/Kg)	0.028229
SAR 1g (W/Kg)	0.050865

Z (mm)	0.00	4.00	9.00	14.00	19.00
SAR (W/Kg)	0.0000	0.0545	0.0313	0.0179	0.0104



<b>3D screen shot</b>	<b>Hot spot position</b>

# MEASUREMENT 24

Type: Phone measurement (Complete)

Date of measurement: 06/03/2014

Measurement duration: 12 minutes 3 seconds

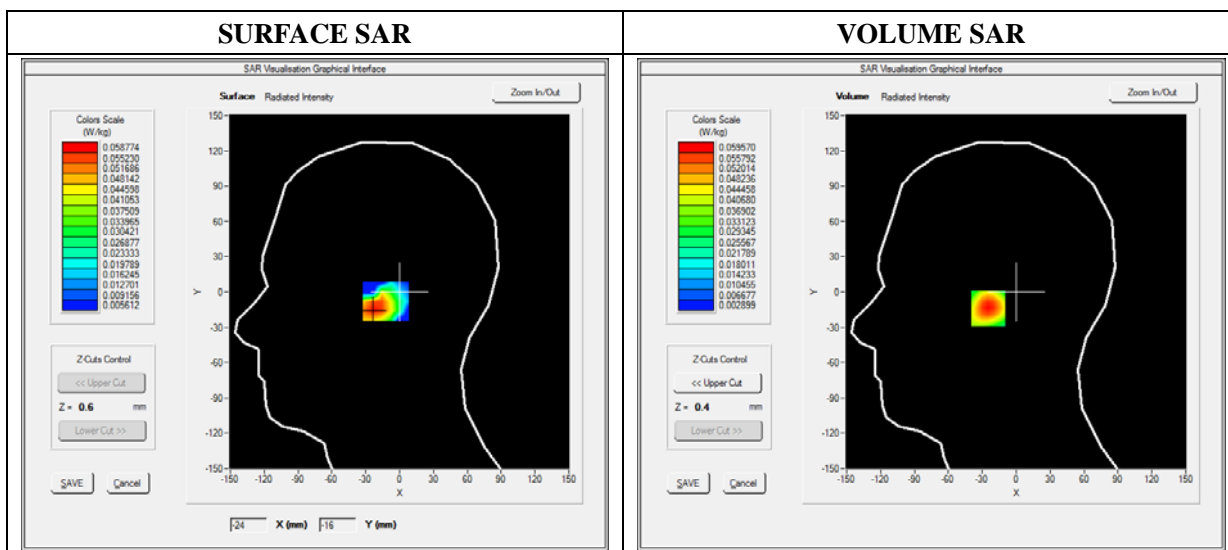
E-field Probe: SSE5 - SN 09/13 EP168; ConvF: 6.25; Calibrated: 03/21/2014

### A. Experimental conditions

<b>Area Scan</b>	sam_direct_droit2_surf8mm.txt
<b>Phantom</b>	Right head
<b>Device Position</b>	Tilt
<b>Band</b>	WCDMA850_RMC
<b>Channels</b>	High
<b>Signal</b>	Duty Cycle: 1.00 (Crest factor: 1.0)

### B. SAR Measurement Results

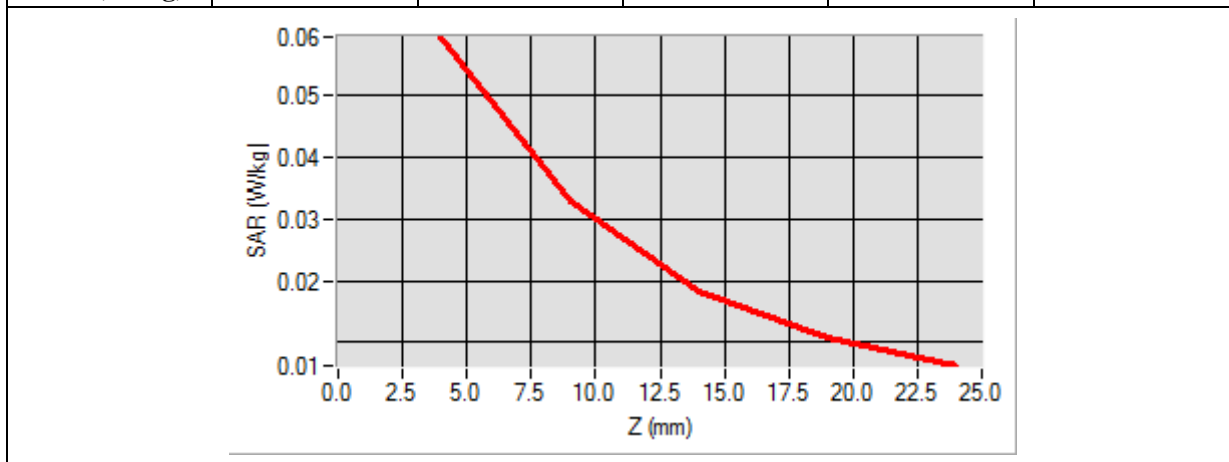
<b>Frequency (MHz)</b>	846.600000
<b>Relative Permittivity (real part)</b>	40.0200000
<b>Conductivity (S/m)</b>	0.910000
<b>Power Variation (%)</b>	1.810000
<b>Ambient Temperature</b>	21.1
<b>Liquid Temperature</b>	21.3



Maximum location: X=-22.00, Y=-14.00

SAR 10g (W/Kg)	0.030857
SAR 1g (W/Kg)	0.055619

Z (mm)	0.00	4.00	9.00	14.00	19.00
SAR (W/Kg)	0.0000	0.0596	0.0329	0.0184	0.0107



<p><b>3D screen shot</b></p>	<p><b>Hot spot position</b></p>

# MEASUREMENT 25

Type: Phone measurement (Complete)

Date of measurement: 06/03/2014

Measurement duration: 12 minutes 3 seconds

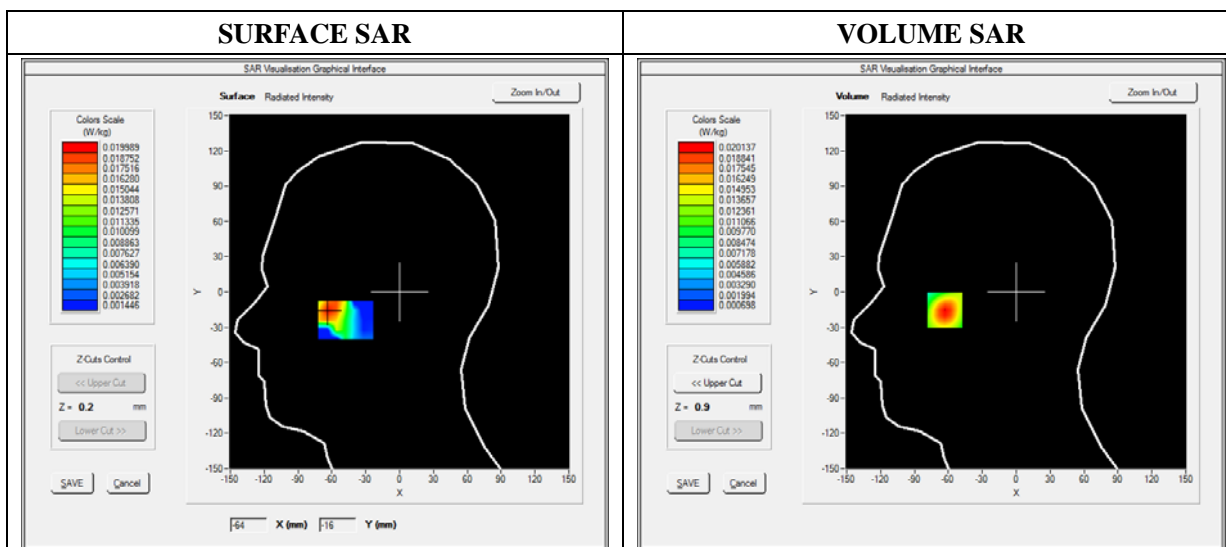
E-field Probe: SSE5 - SN 09/13 EP168; ConvF: 6.25; Calibrated: 03/21/2014

### A. Experimental conditions

<b>Area Scan</b>	sam_direct_droit2_surf8mm.txt
<b>Phantom</b>	Left head
<b>Device Position</b>	Cheek
<b>Band</b>	WCDMA850_RMC
<b>Channels</b>	High
<b>Signal</b>	Duty Cycle: 1.00 (Crest factor: 1.0)

### B. SAR Measurement Results

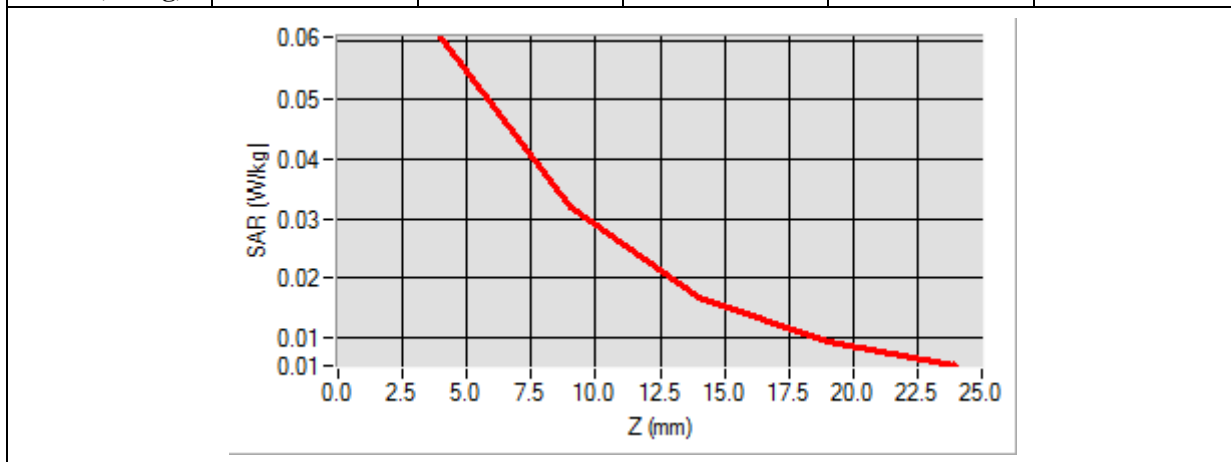
<b>Frequency (MHz)</b>	846.600000
<b>Relative Permittivity (real part)</b>	40.0200000
<b>Conductivity (S/m)</b>	0.910000
<b>Power Variation (%)</b>	1.810000
<b>Ambient Temperature</b>	21.1
<b>Liquid Temperature</b>	21.3



Maximum location: X=-10.00, Y=12.00

SAR 10g (W/Kg)	0.029937
SAR 1g (W/Kg)	0.056167

Z (mm)	0.00	4.00	9.00	14.00	19.00
SAR (W/Kg)	0.0000	0.0606	0.0319	0.0169	0.0095



<p><b>3D screen shot</b></p>	<p><b>Hot spot position</b></p>

# MEASUREMENT 26

Type: Phone measurement (Complete)

Date of measurement: 06/03/2014

Measurement duration: 12 minutes 3 seconds

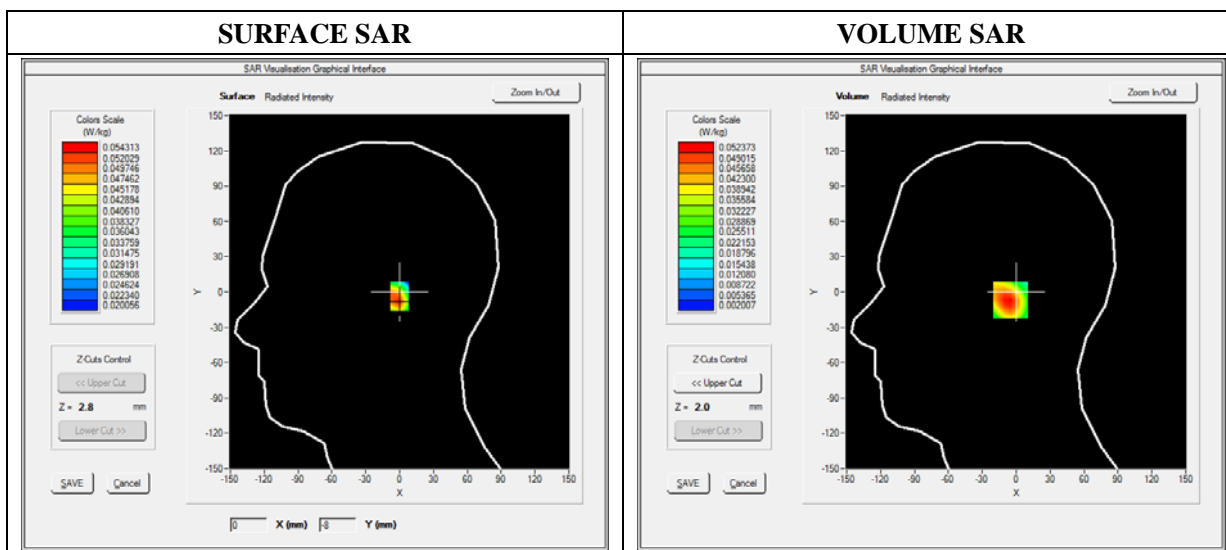
E-field Probe: SSE5 - SN 09/13 EP168; ConvF: 6.25; Calibrated: 03/21/2014

### A. Experimental conditions

<b>Area Scan</b>	sam_direct_droit2_surf8mm.txt
<b>Phantom</b>	Left head
<b>Device Position</b>	Tilt
<b>Band</b>	WCDMA850_RMC
<b>Channels</b>	High
<b>Signal</b>	Duty Cycle: 1.00 (Crest factor: 1.0)

### B. SAR Measurement Results

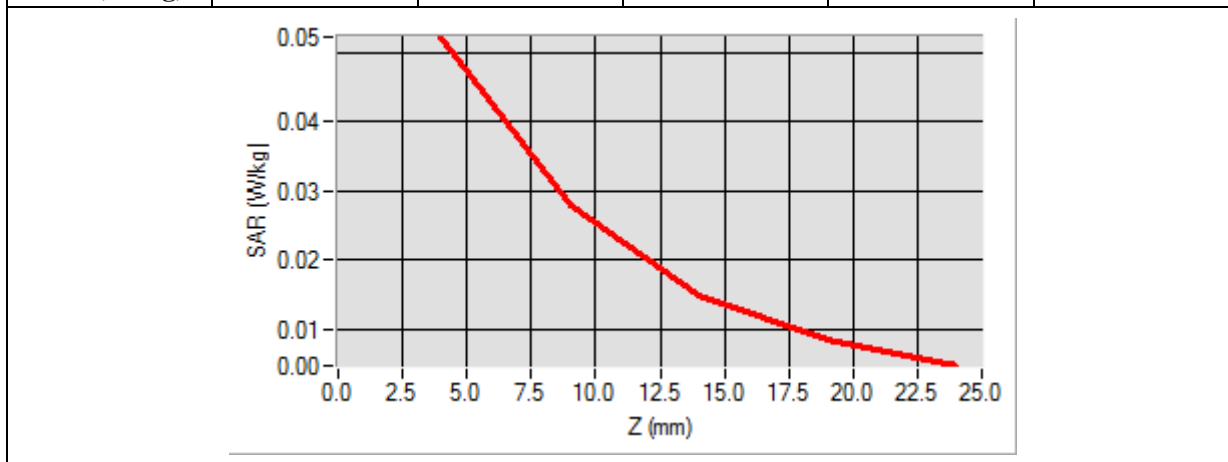
<b>Frequency (MHz)</b>	846.600000
<b>Relative Permittivity (real part)</b>	40.0200000
<b>Conductivity (S/m)</b>	0.910000
<b>Power Variation (%)</b>	1.810000
<b>Ambient Temperature</b>	21.1
<b>Liquid Temperature</b>	21.3



Maximum location: X=-2.00, Y=-7.00

SAR 10g (W/Kg)	0.026827
SAR 1g (W/Kg)	0.049301

Z (mm)	0.00	4.00	9.00	14.00	19.00
SAR (W/Kg)	0.0000	0.0524	0.0279	0.0149	0.0083



<p><b>3D screen shot</b></p>	<p><b>Hot spot position</b></p>

# MEASUREMENT 27

Type: Phone measurement (Complete)

Date of measurement: 06/03/2014

Measurement duration: 12 minutes 3 seconds

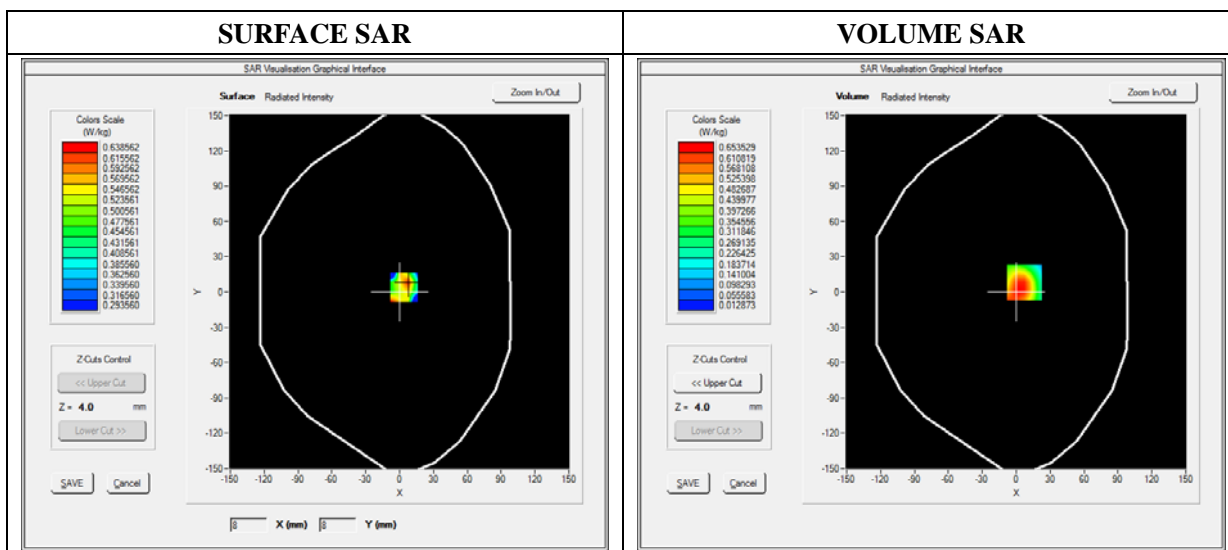
E-field Probe: SSE5 - SN 09/13 EP168; ConvF: 6.50; Calibrated: 03/21/2014

### A. Experimental conditions

<b>Area Scan</b>	sam_direct_droit2_surf8mm.txt
<b>Phantom</b>	Flat Plane
<b>Device Position</b>	Back
<b>Band</b>	WCDMA850_RMC
<b>Channels</b>	High
<b>Signal</b>	Duty Cycle: 1.00 (Crest factor: 1.00)

### B. SAR Measurement Results

<b>Frequency (MHz)</b>	846.600000
<b>Relative Permittivity (real part)</b>	52.124510
<b>Conductivity (S/m)</b>	0.960000
<b>Power Variation (%)</b>	0.800000
<b>Ambient Temperature</b>	21.1
<b>Liquid Temperature</b>	21.3

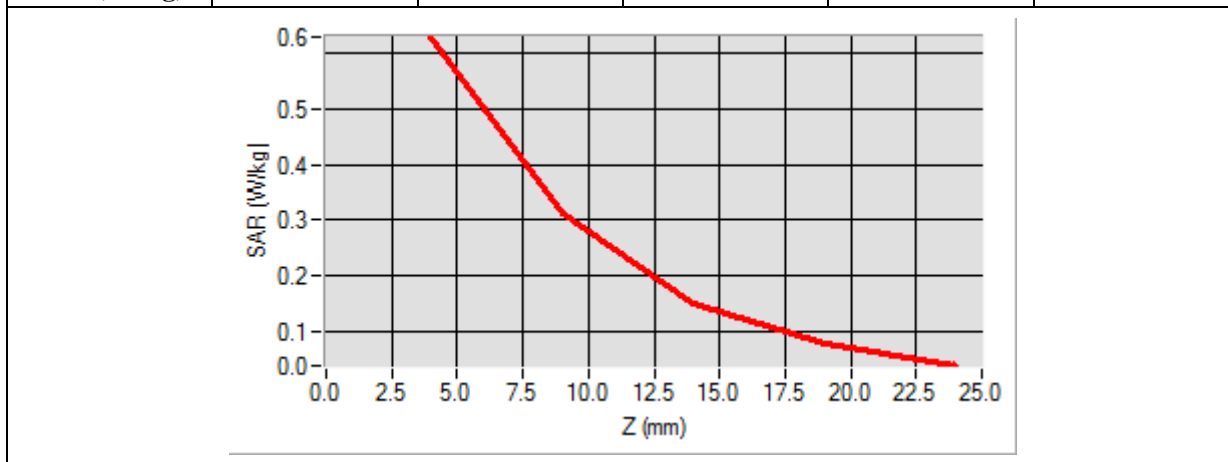




Maximum location: X=7.00, Y=8.00

SAR 10g (W/Kg)	0.321405
SAR 1g (W/Kg)	0.419191

Z (mm)	0.00	4.00	9.00	14.00	19.00
SAR (W/Kg)	0.0000	0.5300	0.3112	0.1513	0.0770



<p><b>3D screen shot</b></p>	<p><b>Hot spot position</b></p>

# MEASUREMENT 28

Type: Phone measurement (Complete)

Date of measurement: 06/03/2014

Measurement duration: 12 minutes 3 seconds

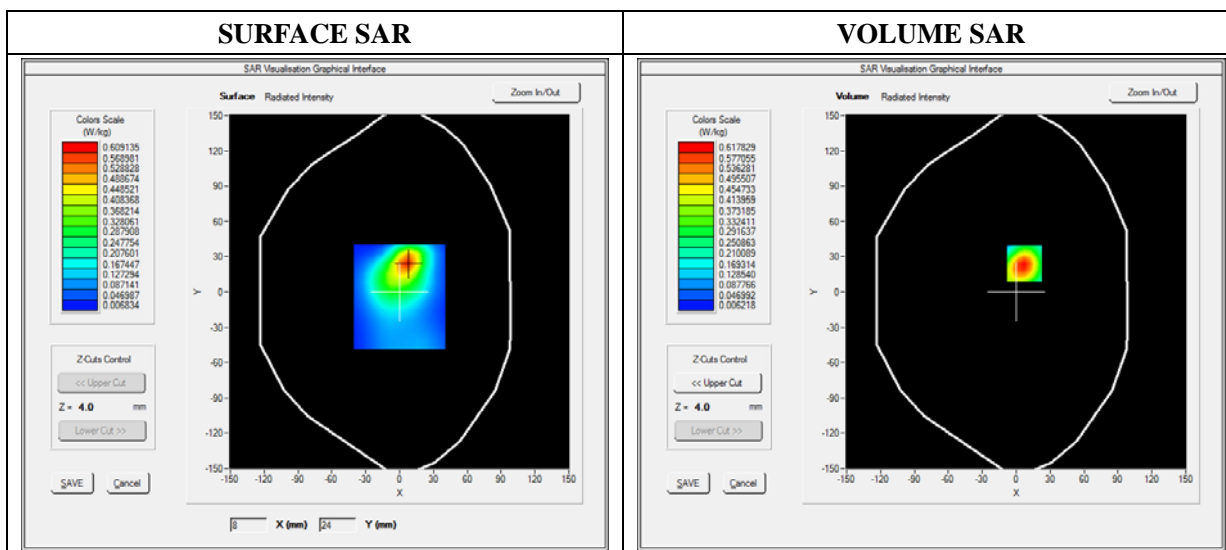
E-field Probe: SSE5 - SN 09/13 EP168; ConvF: 6.50; Calibrated: 03/21/2014

### A. Experimental conditions

<b>Area Scan</b>	sam_direct_droit2_surf8mm.txt
<b>Phantom</b>	Flat Plane
<b>Device Position</b>	Bottom
<b>Band</b>	WCDMA850_RMC
<b>Channels</b>	High
<b>Signal</b>	Duty Cycle: 1.00 (Crest factor: 1.00)

### B. SAR Measurement Results

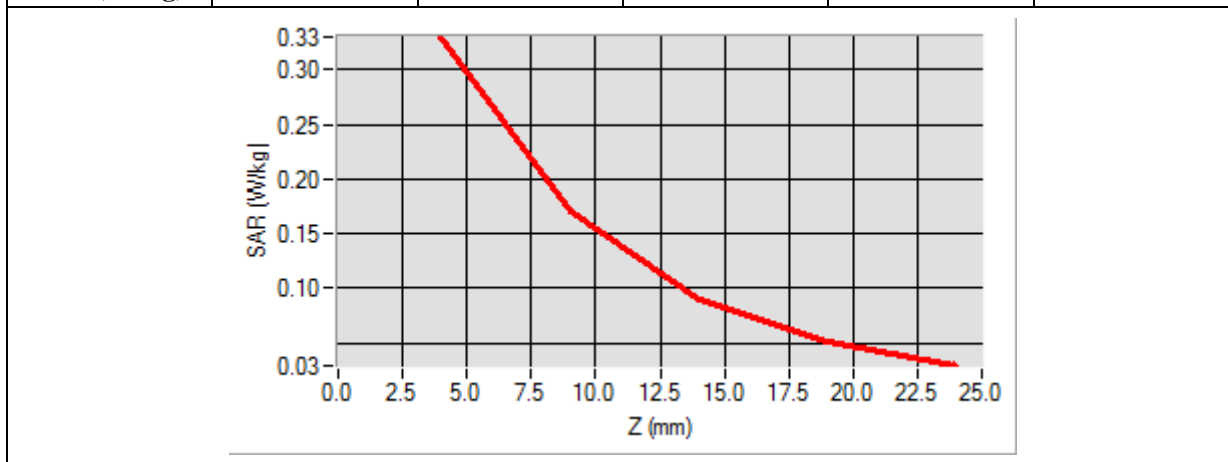
<b>Frequency (MHz)</b>	846.600000
<b>Relative Permittivity (real part)</b>	52.124510
<b>Conductivity (S/m)</b>	0.960000
<b>Power Variation (%)</b>	0.800000
<b>Ambient Temperature</b>	21.1
<b>Liquid Temperature</b>	21.3



Maximum location: X=10.00, Y=-1.00

SAR 10g (W/Kg)	0.149500
SAR 1g (W/Kg)	0.298271

Z (mm)	0.00	4.00	9.00	14.00	19.00
SAR (W/Kg)	0.0000	0.3303	0.1709	0.0894	0.0506



3D screen shot	Hot spot position

# MEASUREMENT 29

Type: Phone measurement (Complete)

Date of measurement: 06/03/2014

Measurement duration: 12 minutes 3 seconds

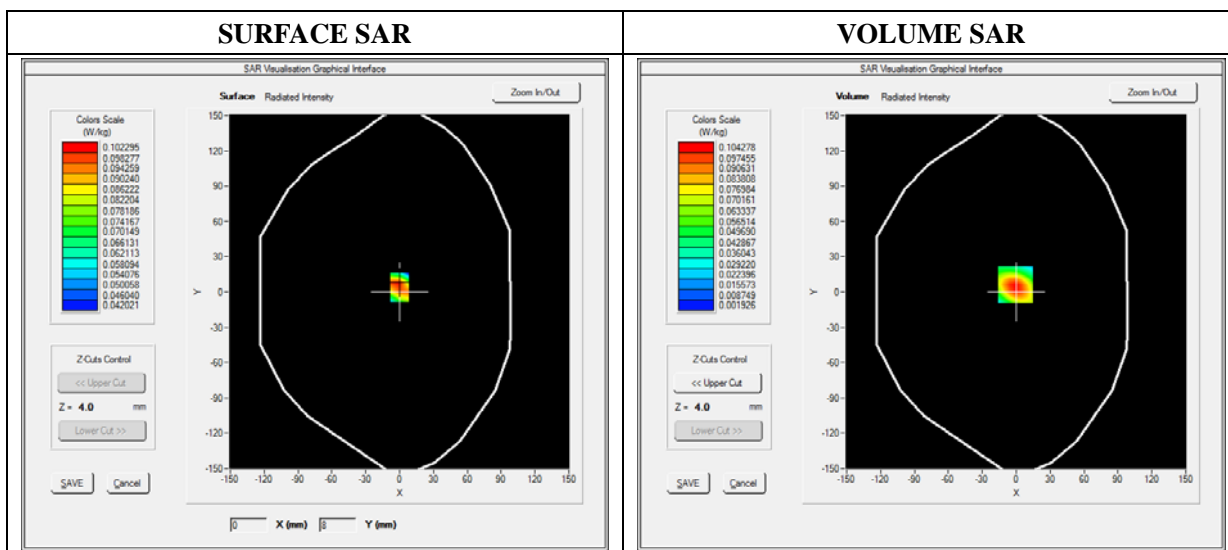
E-field Probe: SSE5 - SN 09/13 EP168; ConvF: 6.50; Calibrated: 03/21/2014

### A. Experimental conditions

<b>Area Scan</b>	sam_direct_droit2_surf8mm.txt
<b>Phantom</b>	Flat Plane
<b>Device Position</b>	Right side
<b>Band</b>	WCDMA850_RMC
<b>Channels</b>	High
<b>Signal</b>	Duty Cycle: 1.00 (Crest factor: 1.00)

### B. SAR Measurement Results

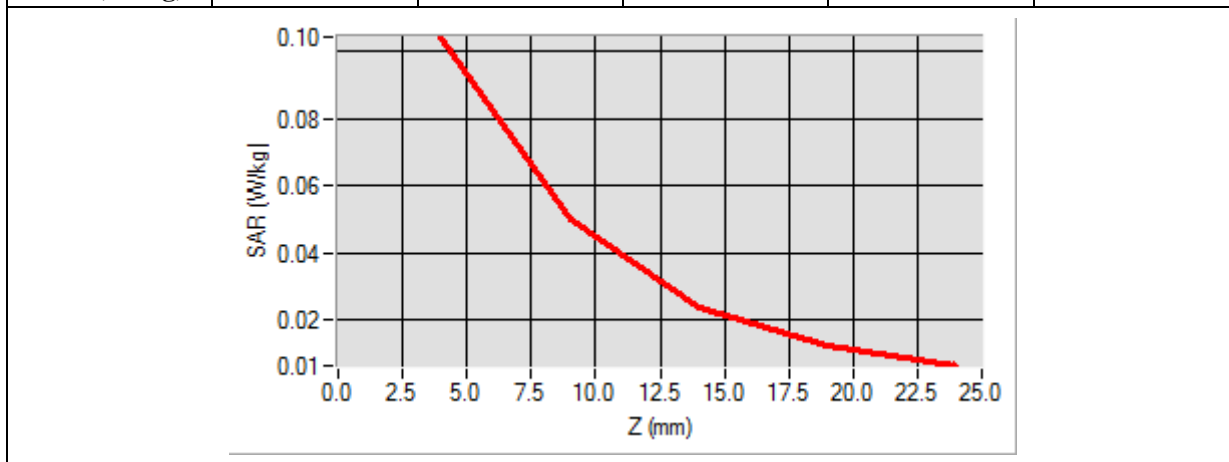
<b>Frequency (MHz)</b>	846.600000
<b>Relative Permittivity (real part)</b>	52.124510
<b>Conductivity (S/m)</b>	0.960000
<b>Power Variation (%)</b>	0.800000
<b>Ambient Temperature</b>	21.1
<b>Liquid Temperature</b>	21.3



Maximum location: X=-1.00, Y=6.00

SAR 10g (W/Kg)	0.048637
SAR 1g (W/Kg)	0.097261

Z (mm)	0.00	4.00	9.00	14.00	19.00
SAR (W/Kg)	0.0000	0.1043	0.0499	0.0238	0.0123



<b>3D screen shot</b>	<b>Hot spot position</b>

# MEASUREMENT 30

Type: Phone measurement (Complete)

Date of measurement: 06/03/2014

Measurement duration: 12 minutes 3 seconds

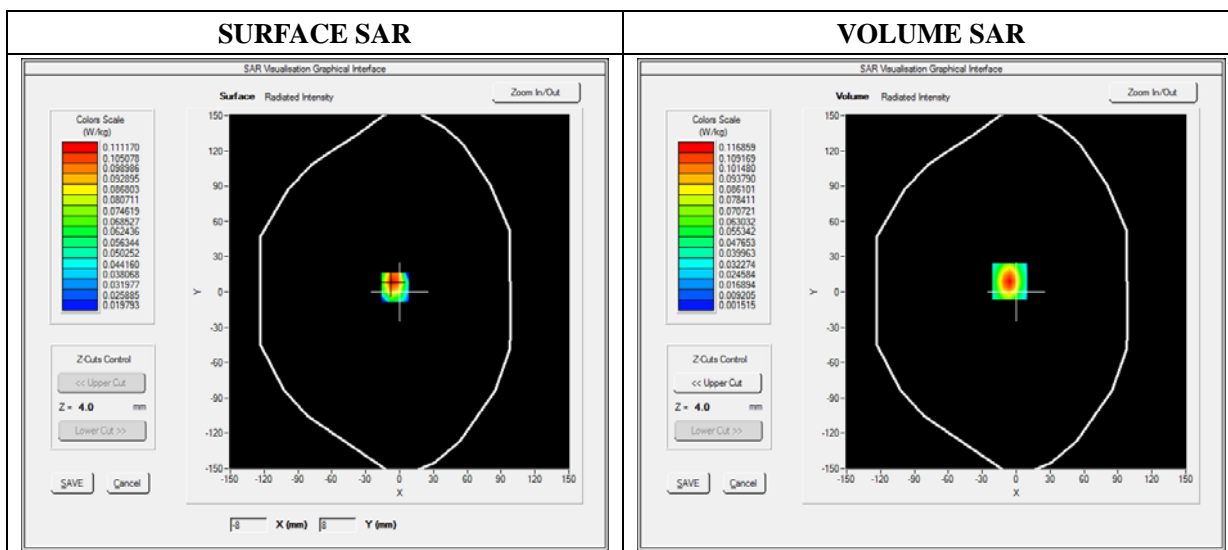
E-field Probe: SSE5 - SN 09/13 EP168; ConvF: 6.50; Calibrated: 03/21/2014

### A. Experimental conditions

<b>Area Scan</b>	sam_direct_droit2_surf8mm.txt
<b>Phantom</b>	Flat Plane
<b>Device Position</b>	Left side
<b>Band</b>	WCDMA850_RMC
<b>Channels</b>	High
<b>Signal</b>	Duty Cycle: 1.00 (Crest factor: 1.00)

### B. SAR Measurement Results

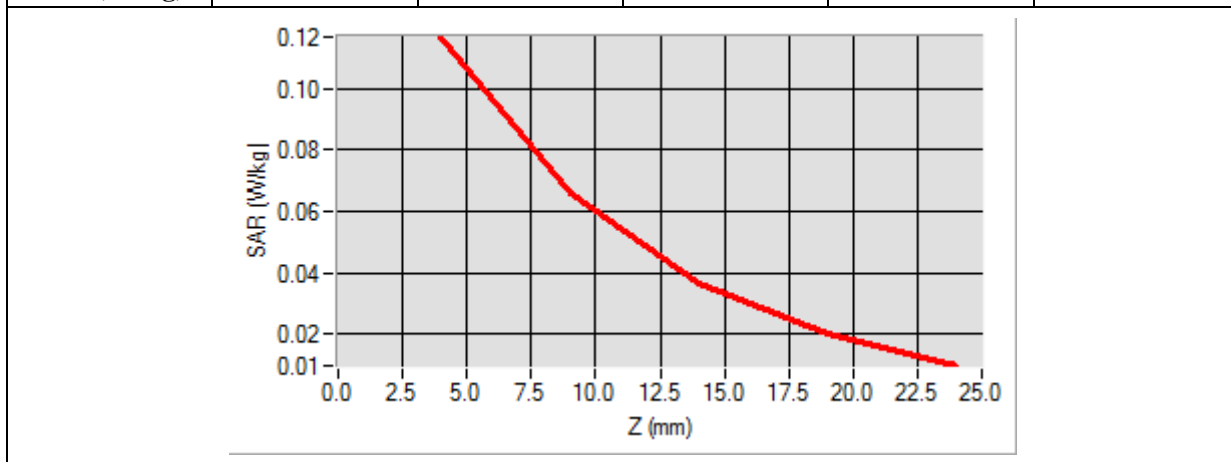
<b>Frequency (MHz)</b>	846.600000
<b>Relative Permittivity (real part)</b>	52.124510
<b>Conductivity (S/m)</b>	0.960000
<b>Power Variation (%)</b>	0.800000
<b>Ambient Temperature</b>	21.1
<b>Liquid Temperature</b>	21.3



Maximum location: X=-6.00, Y=9.00

SAR 10g (W/Kg)	0.034642
SAR 1g (W/Kg)	0.081510

Z (mm)	0.00	4.00	9.00	14.00	19.00
SAR (W/Kg)	0.0000	0.0915	0.0512	0.0216	0.0102



<b>3D screen shot</b>	<b>Hot spot position</b>

# MEASUREMENT 31

Type: Phone measurement (Complete)

Date of measurement: 06/03/2014

Measurement duration: 12 minutes 3 seconds

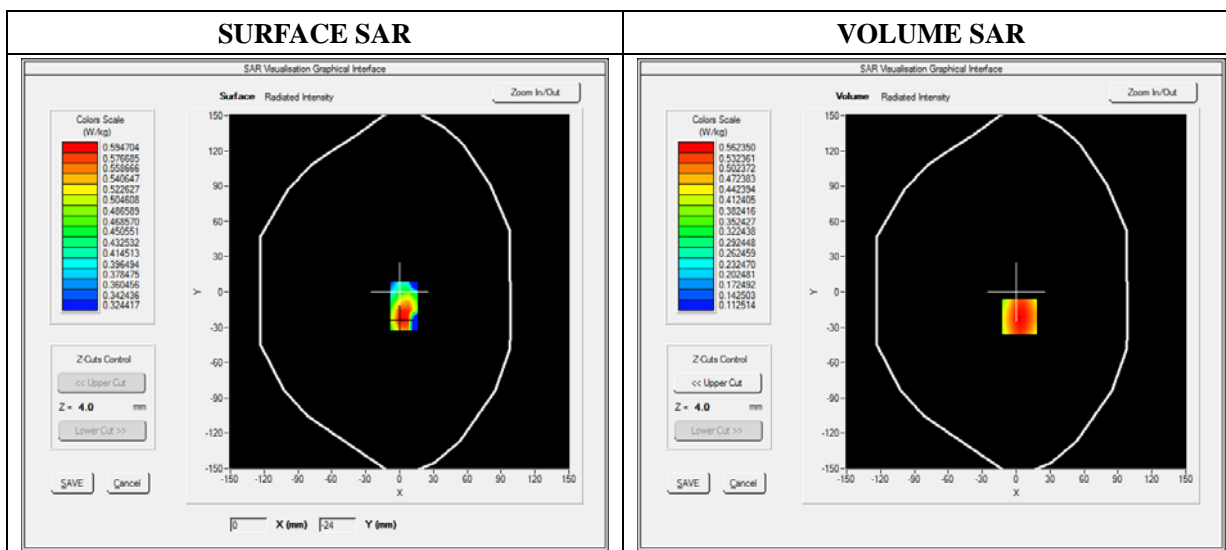
E-field Probe: SSE5 - SN 09/13 EP168; ConvF: 6.50; Calibrated: 03/21/2014

### A. Experimental conditions

<b>Area Scan</b>	sam_direct_droit2_surf8mm.txt
<b>Phantom</b>	Flat Plane
<b>Device Position</b>	Back(Body with headset)
<b>Band</b>	WCDMA850_RMC
<b>Channels</b>	High
<b>Signal</b>	Duty Cycle: 1.00 (Crest factor: 1.00)

### B. SAR Measurement Results

<b>Frequency (MHz)</b>	846.600000
<b>Relative Permittivity (real part)</b>	52.124510
<b>Conductivity (S/m)</b>	0.960000
<b>Power Variation (%)</b>	0.800000
<b>Ambient Temperature</b>	21.1
<b>Liquid Temperature</b>	21.3

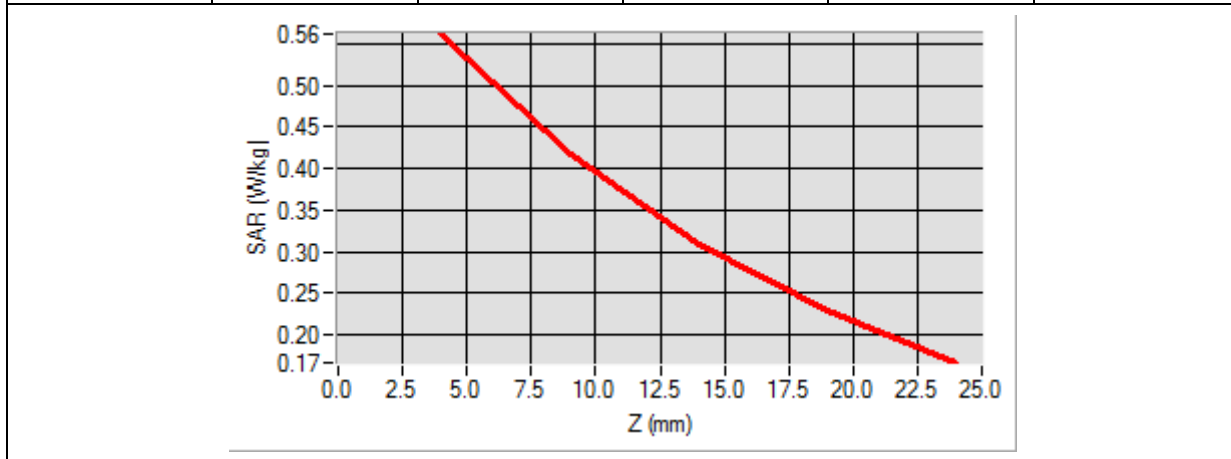




Maximum location: X=3.00, Y=-21.00

SAR 10g (W/Kg)	0.380206
SAR 1g (W/Kg)	0.538877

Z (mm)	0.00	4.00	9.00	14.00	19.00
SAR (W/Kg)	0.0000	0.5624	0.4173	0.3095	0.2293



3D screen shot	Hot spot position

# MEASUREMENT 32

Type: Phone measurement (Complete)

Date of measurement: 06/03/2014

Measurement duration: 12 minutes 3 seconds

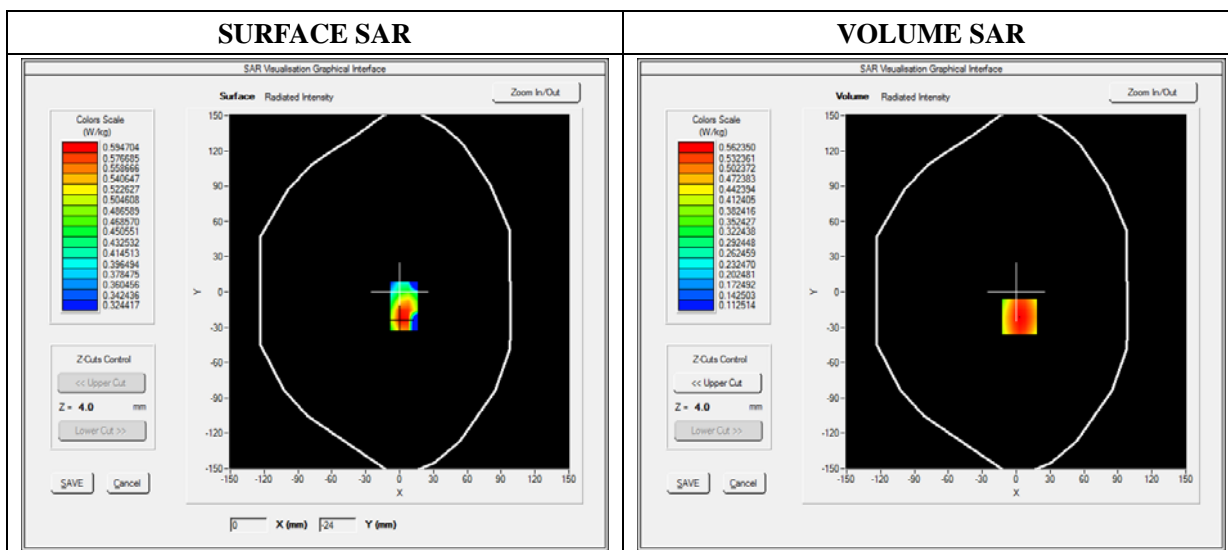
E-field Probe: SSE5 - SN 09/13 EP168; ConvF: 6.50; Calibrated: 03/21/2014

### A. Experimental conditions

<b>Area Scan</b>	sam_direct_droit2_surf8mm.txt
<b>Phantom</b>	Flat Plane
<b>Device Position</b>	Front(Body with headset)
<b>Band</b>	WCDMA850_RMC
<b>Channels</b>	High
<b>Signal</b>	Duty Cycle: 1.00 (Crest factor: 1.00)

### B. SAR Measurement Results

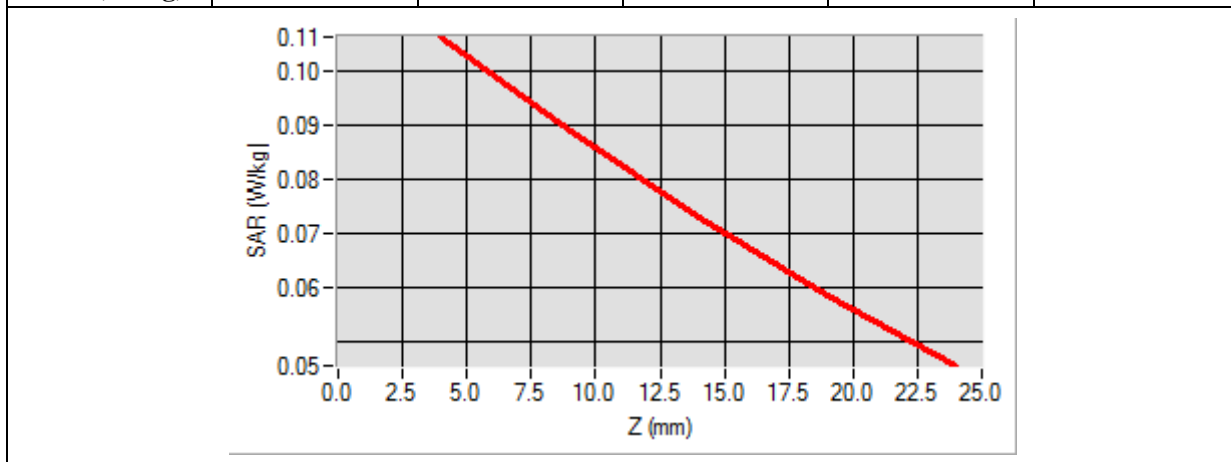
<b>Frequency (MHz)</b>	846.600000
<b>Relative Permittivity (real part)</b>	52.124510
<b>Conductivity (S/m)</b>	0.960000
<b>Power Variation (%)</b>	0.800000
<b>Ambient Temperature</b>	21.1
<b>Liquid Temperature</b>	21.3



Maximum location: X=3.00, Y=-21.00

SAR 10g (W/Kg)	0.083333
SAR 1g (W/Kg)	0.108304

Z (mm)	0.00	4.00	9.00	14.00	19.00
SAR (W/Kg)	0.0000	0.1063	0.0889	0.0729	0.0585



<p><b>3D screen shot</b></p>	<p><b>Hot spot position</b></p>
<p>A 3D perspective view of a grey device with a grid of green dots on its top surface. A small, localized area of high SAR (hot spot) is visible, colored in yellow and red.</p>	<p>A 2D heatmap showing the spatial distribution of the hot spot. The color gradient transitions from red (high SAR) to yellow and green (lower SAR), indicating the location and intensity of the maximum SAR area.</p>

# MEASUREMENT 33

Type: Phone measurement (Complete)

Date of measurement: 06/03/2014

Measurement duration: 12 minutes 3 seconds

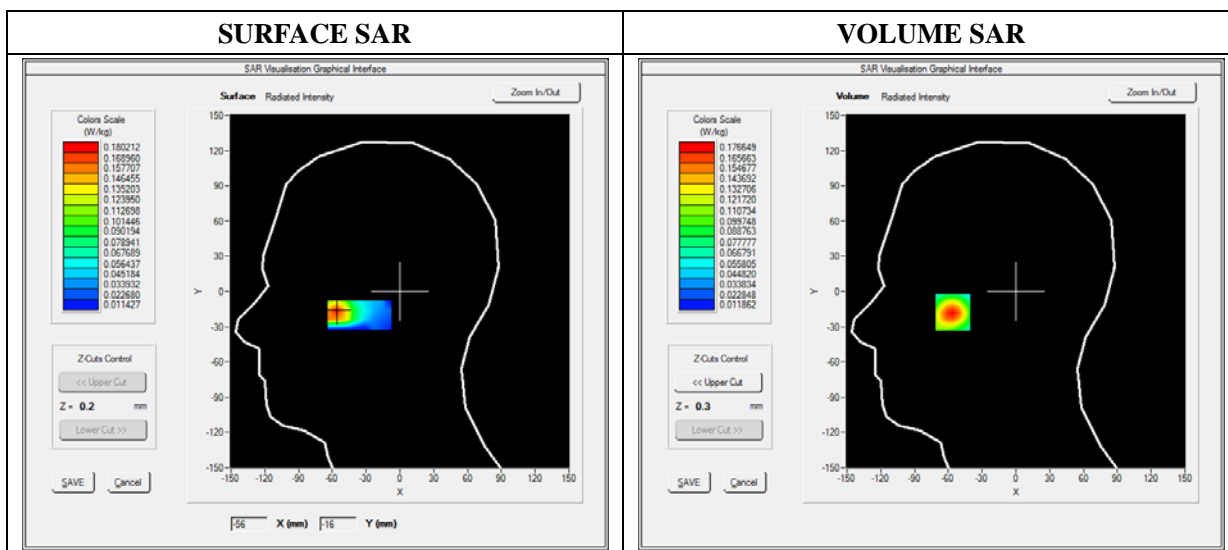
E-field Probe: SSE5 - SN 09/13 EP168; ConvF: 6.25; Calibrated: 03/21/2014

### A. Experimental conditions

<b>Area Scan</b>	sam_direct_droit2_surf8mm.txt
<b>Phantom</b>	Right head
<b>Device Position</b>	Cheek
<b>Band</b>	WCDMA1900_RMC
<b>Channels</b>	Low
<b>Signal</b>	Duty Cycle: 1.00 (Crest factor: 1.0)

### B. SAR Measurement Results

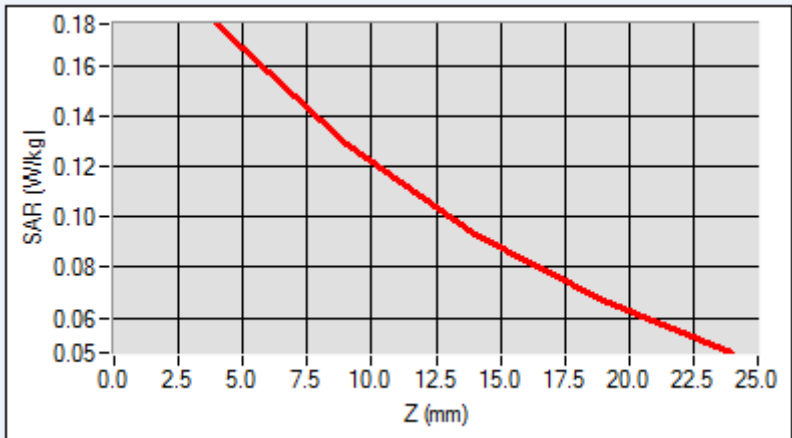
<b>Frequency (MHz)</b>	1852.400000
<b>Relative Permittivity (real part)</b>	38.762140
<b>Conductivity (S/m)</b>	1.781240
<b>Power Variation (%)</b>	1.144120
<b>Ambient Temperature</b>	21.1
<b>Liquid Temperature</b>	21.2



Maximum location: X=-64.00, Y=-18.00

SAR 10g (W/Kg)	0.103194
SAR 1g (W/Kg)	0.162663

Z (mm)	0.00	4.00	9.00	14.00	19.00
SAR (W/Kg)	0.0000	0.1766	0.1289	0.0933	0.0668



<p><b>3D screen shot</b></p>	<p><b>Hot spot position</b></p>

# MEASUREMENT 34

Type: Phone measurement (Complete)

Date of measurement: 06/03/2014

Measurement duration: 12 minutes 3 seconds

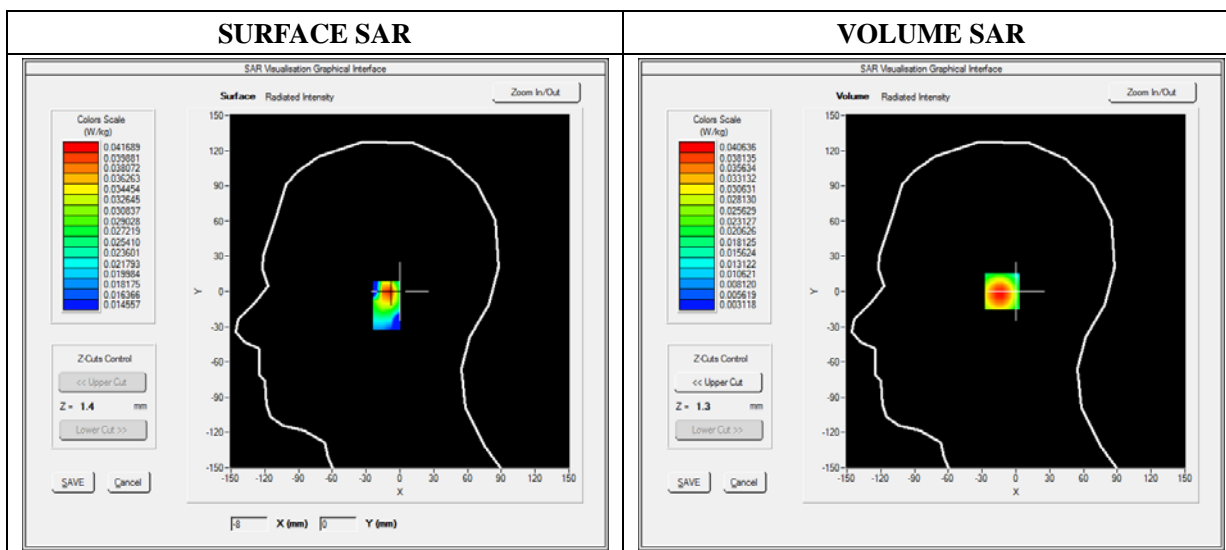
E-field Probe: SSE5 - SN 09/13 EP168; ConvF: 6.25; Calibrated: 03/21/2014

### A. Experimental conditions

<b>Area Scan</b>	sam_direct_droit2_surf8mm.txt
<b>Phantom</b>	Right head
<b>Device Position</b>	Tilt
<b>Band</b>	WCDMA1900_RMC
<b>Channels</b>	Low
<b>Signal</b>	Duty Cycle: 1.00 (Crest factor: 1.0)

### B. SAR Measurement Results

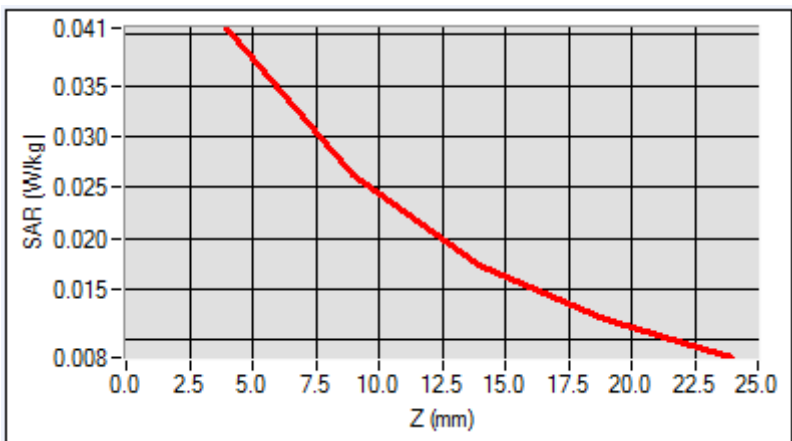
<b>Frequency (MHz)</b>	1852.400000
<b>Relative Permittivity (real part)</b>	38.762140
<b>Conductivity (S/m)</b>	1.781240
<b>Power Variation (%)</b>	1.144120
<b>Ambient Temperature</b>	21.1
<b>Liquid Temperature</b>	21.2



Maximum location: X=-1.00, Y=7.00

SAR 10g (W/Kg)	0.023931
SAR 1g (W/Kg)	0.038222

Z (mm)	0.00	4.00	9.00	14.00	19.00
SAR (W/Kg)	0.0000	0.0406	0.0262	0.0173	0.0173



<p><b>3D screen shot</b></p>	<p><b>Hot spot position</b></p>

# MEASUREMENT 35

Type: Phone measurement (Complete)

Date of measurement: 06/03/2014

Measurement duration: 12 minutes 3 seconds

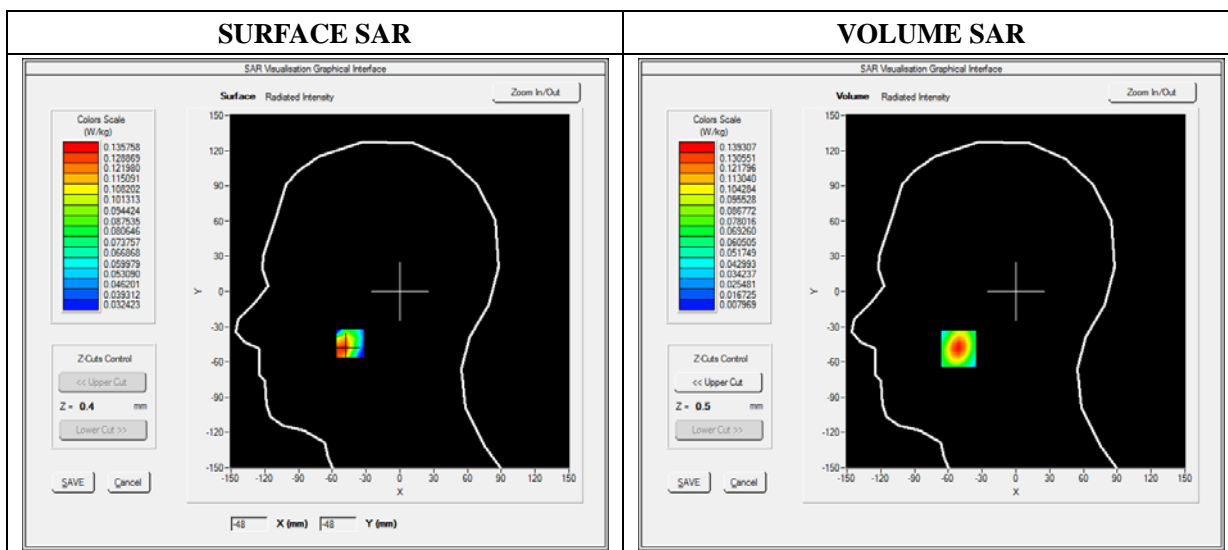
E-field Probe: SSE5 - SN 09/13 EP168; ConvF: 6.25; Calibrated: 03/21/2014

### A. Experimental conditions

<b>Area Scan</b>	sam_direct_droit2_surf8mm.txt
<b>Phantom</b>	Left head
<b>Device Position</b>	Cheek
<b>Band</b>	WCDMA1900_RMC
<b>Channels</b>	Low
<b>Signal</b>	Duty Cycle: 1.00 (Crest factor: 1.0)

### B. SAR Measurement Results

<b>Frequency (MHz)</b>	1852.400000
<b>Relative Permittivity (real part)</b>	38.762140
<b>Conductivity (S/m)</b>	1.781240
<b>Power Variation (%)</b>	1.144120
<b>Ambient Temperature</b>	21.1
<b>Liquid Temperature</b>	21.2

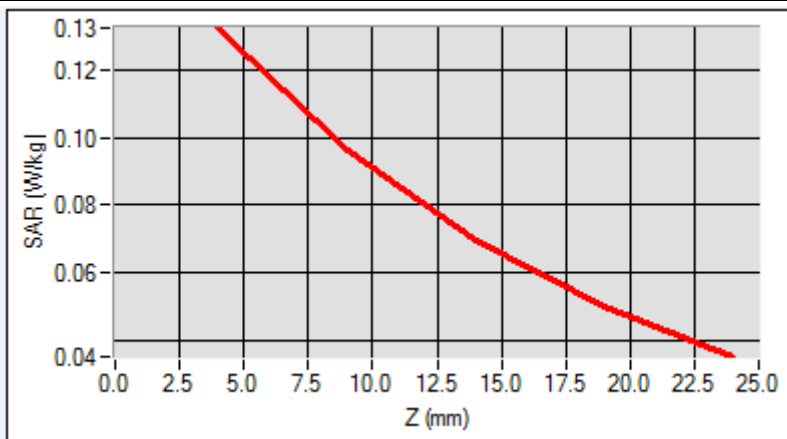




Maximum location: X=-56.00, Y=-32.00

SAR 10g (W/Kg)	0.075071
SAR 1g (W/Kg)	0.121241

Z (mm)	0.00	4.00	9.00	14.00	19.00
SAR (W/Kg)	0.0000	0.1324	0.0962	0.0697	0.0502



<p><b>3D screen shot</b></p>	<p><b>Hot spot position</b></p>

# MEASUREMENT 36

Type: Phone measurement (Complete)

Date of measurement: 06/03/2014

Measurement duration: 12 minutes 3 seconds

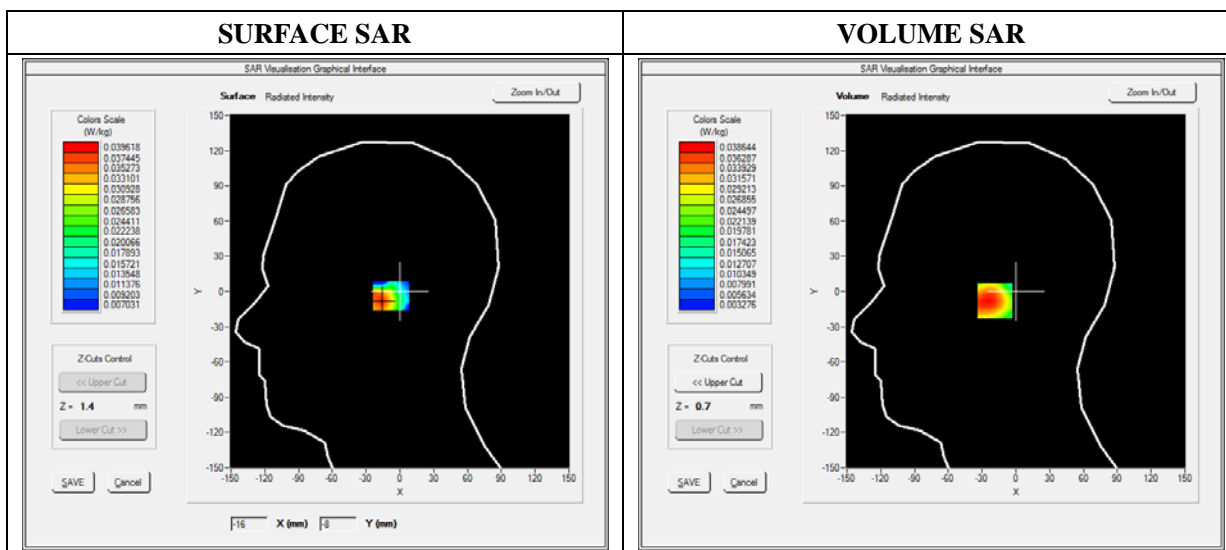
E-field Probe: SSE5 - SN 09/13 EP168; ConvF: 6.25; Calibrated: 03/21/2014

### A. Experimental conditions

<b>Area Scan</b>	sam_direct_droit2_surf8mm.txt
<b>Phantom</b>	Left head
<b>Device Position</b>	Tilt
<b>Band</b>	WCDMA1900_RMC
<b>Channels</b>	Low
<b>Signal</b>	Duty Cycle: 1.00 (Crest factor: 1.0)

### B. SAR Measurement Results

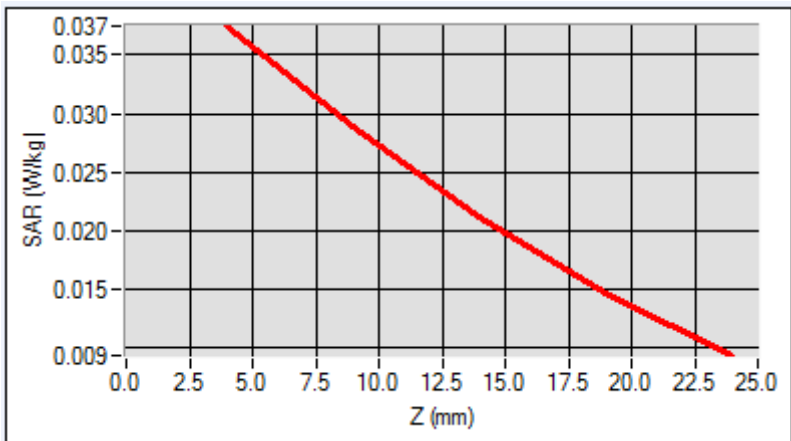
<b>Frequency (MHz)</b>	1852.400000
<b>Relative Permittivity (real part)</b>	38.762140
<b>Conductivity (S/m)</b>	1.781240
<b>Power Variation (%)</b>	1.144120
<b>Ambient Temperature</b>	21.1
<b>Liquid Temperature</b>	21.2



Maximum location: X=-2.00, Y=2.00

SAR 10g (W/Kg)	0.024926
SAR 1g (W/Kg)	0.036646

Z (mm)	0.00	4.00	9.00	14.00	19.00
SAR (W/Kg)	0.0000	0.0374	0.0288	0.0212	0.0147



<p><b>3D screen shot</b></p>	<p><b>Hot spot position</b></p>

# MEASUREMENT 37

Type: Phone measurement (Complete)

Date of measurement: 06/03/2014

Measurement duration: 12 minutes 3 seconds

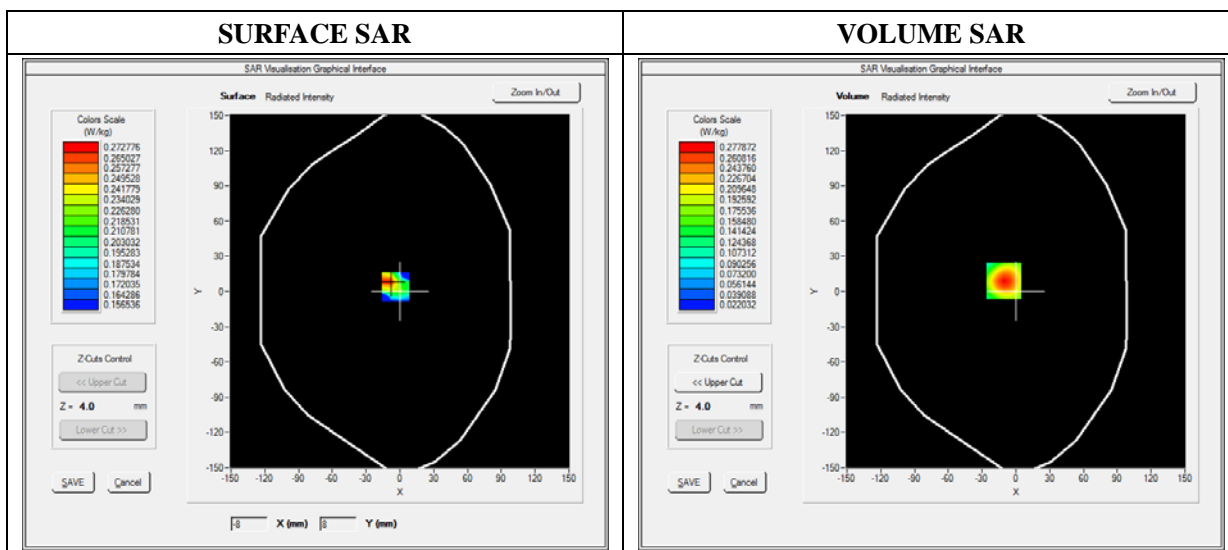
E-field Probe: SSE5 - SN 09/13 EP168; ConvF: 6.30; Calibrated: 03/21/2014

### A. Experimental conditions

<b>Area Scan</b>	sam_direct_droit2_surf8mm.txt
<b>Phantom</b>	Flat Plane
<b>Device Position</b>	Back
<b>Band</b>	WCDMA1900_RMC
<b>Channels</b>	Low
<b>Signal</b>	Duty Cycle: 1.00 (Crest factor: 1.00)

### B. SAR Measurement Results

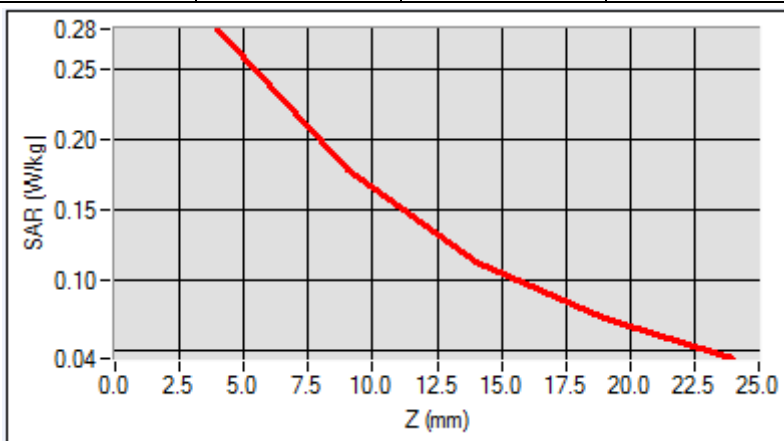
<b>Frequency (MHz)</b>	1852.400000
<b>Relative Permittivity (real part)</b>	51.361240
<b>Conductivity (S/m)</b>	1.510000
<b>Power Variation (%)</b>	0.752100
<b>Ambient Temperature</b>	21.1
<b>Liquid Temperature</b>	21.3



Maximum location: X=-11.00, Y=-34.00

SAR 10g (W/Kg)	0.153271
SAR 1g (W/Kg)	0.257619

Z (mm)	0.00	4.00	9.00	14.00	19.00
SAR (W/Kg)	0.0000	0.2778	0.1771	0.1125	0.0716



3D screen shot	Hot spot position

# MEASUREMENT 38

Type: Phone measurement (Complete)

Date of measurement: 06/03/2014

Measurement duration: 12 minutes 3 seconds

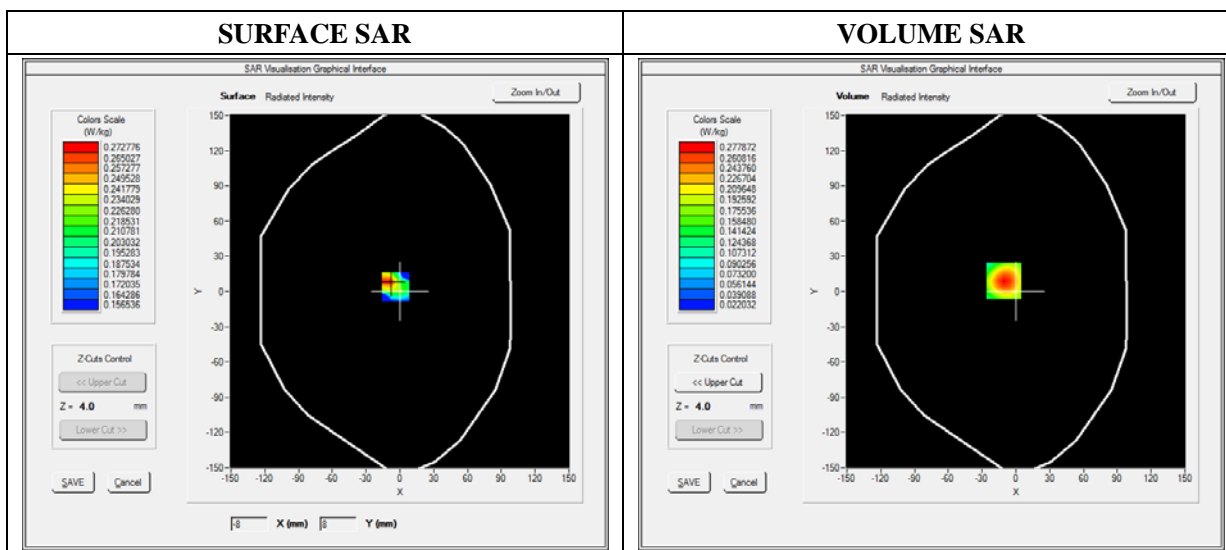
E-field Probe: SSE5 - SN 09/13 EP168; ConvF: 6.30; Calibrated: 03/21/2014

### A. Experimental conditions

<b>Area Scan</b>	sam_direct_droit2_surf8mm.txt
<b>Phantom</b>	Flat Plane
<b>Device Position</b>	Bottom
<b>Band</b>	WCDMA1900_RMC
<b>Channels</b>	Low
<b>Signal</b>	Duty Cycle: 1.00 (Crest factor: 1.00)

### B. SAR Measurement Results

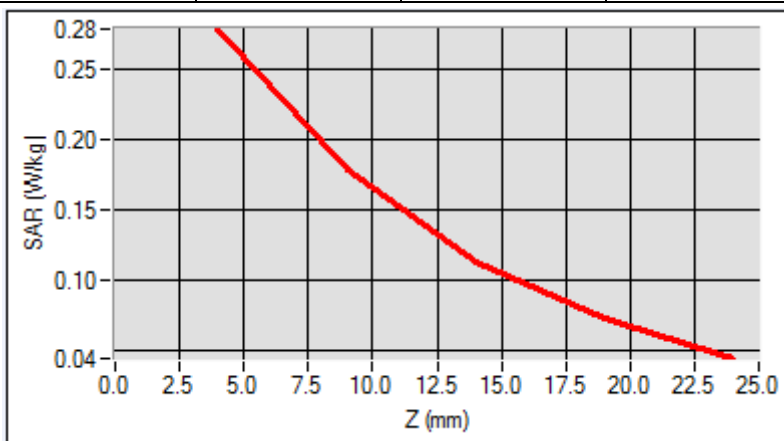
<b>Frequency (MHz)</b>	1852.400000
<b>Relative Permittivity (real part)</b>	51.361240
<b>Conductivity (S/m)</b>	1.510000
<b>Power Variation (%)</b>	0.752100
<b>Ambient Temperature</b>	21.1
<b>Liquid Temperature</b>	21.3



Maximum location: X=-11.00, Y=-34.00

SAR 10g (W/Kg)	0.079120
SAR 1g (W/Kg)	0.101359

Z (mm)	0.00	4.00	9.00	14.00	19.00
SAR (W/Kg)	0.0000	0.2523	0.1123	0.0859	0.0759



<b>3D screen shot</b>	<b>Hot spot position</b>

# MEASUREMENT 39

Type: Phone measurement (Complete)

Date of measurement: 06/03/2014

Measurement duration: 12 minutes 3 seconds

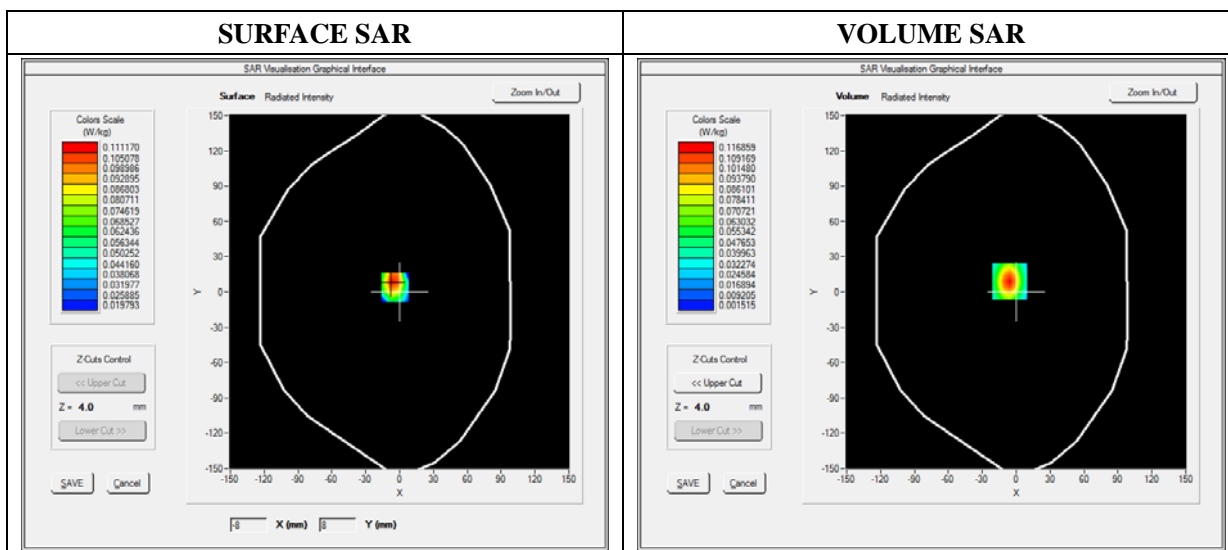
E-field Probe: SSE5 - SN 09/13 EP168; ConvF: 6.30; Calibrated: 03/21/2014

### A. Experimental conditions

<b>Area Scan</b>	sam_direct_droit2_surf8mm.txt
<b>Phantom</b>	Flat Plane
<b>Device Position</b>	Right side
<b>Band</b>	WCDMA1900_RMC
<b>Channels</b>	Low
<b>Signal</b>	Duty Cycle: 1.00 (Crest factor: 1.00)

### B. SAR Measurement Results

<b>Frequency (MHz)</b>	1852.400000
<b>Relative Permittivity (real part)</b>	51.361240
<b>Conductivity (S/m)</b>	1.510000
<b>Power Variation (%)</b>	0.752100
<b>Ambient Temperature</b>	21.1
<b>Liquid Temperature</b>	21.3

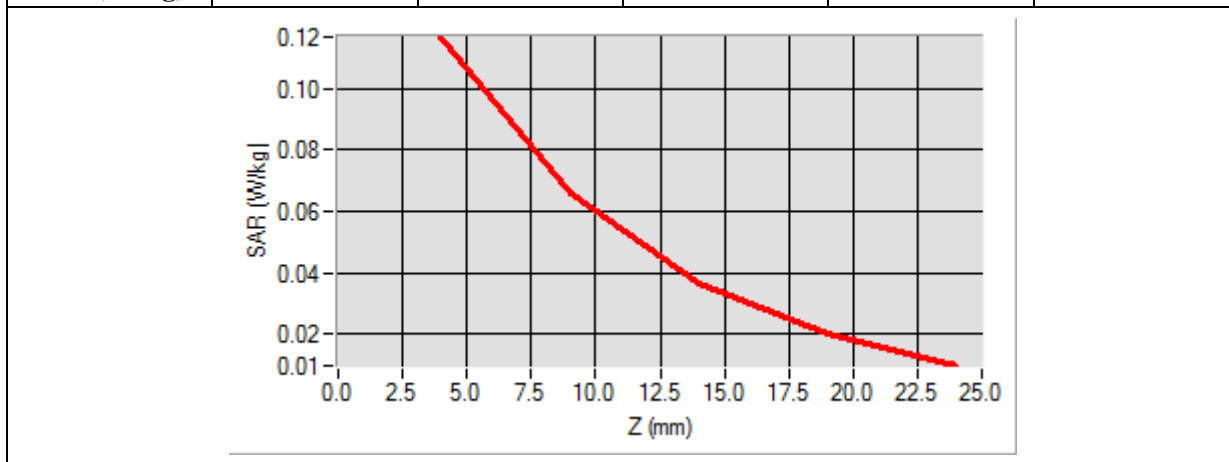




Maximum location: X=-6.00, Y=9.00

SAR 10g (W/Kg)	0.034642
SAR 1g (W/Kg)	0.081510

Z (mm)	0.00	4.00	9.00	14.00	19.00
SAR (W/Kg)	0.0000	0.0915	0.0512	0.0216	0.0102



3D screen shot	Hot spot position

# MEASUREMENT 40

Type: Phone measurement (Complete)

Date of measurement: 06/03/2014

Measurement duration: 12 minutes 3 seconds

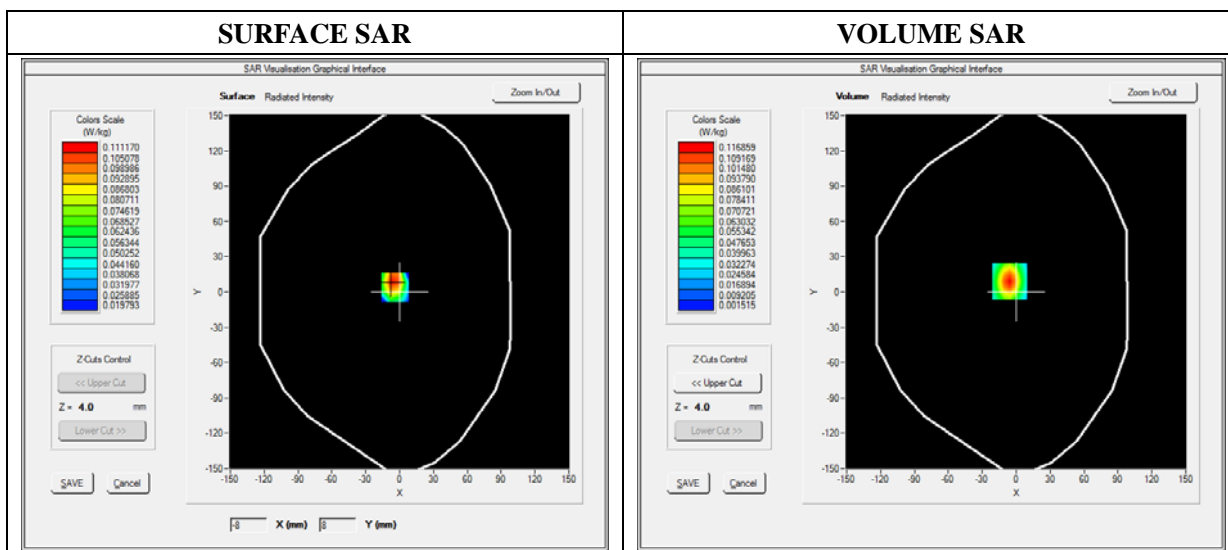
E-field Probe: SSE5 - SN 09/13 EP168; ConvF: 6.30; Calibrated: 03/21/2014

### A. Experimental conditions

<b>Area Scan</b>	sam_direct_droit2_surf8mm.txt
<b>Phantom</b>	Flat Plane
<b>Device Position</b>	Left side
<b>Band</b>	WCDMA1900_RMC
<b>Channels</b>	Low
<b>Signal</b>	Duty Cycle: 1.00 (Crest factor: 1.00)

### B. SAR Measurement Results

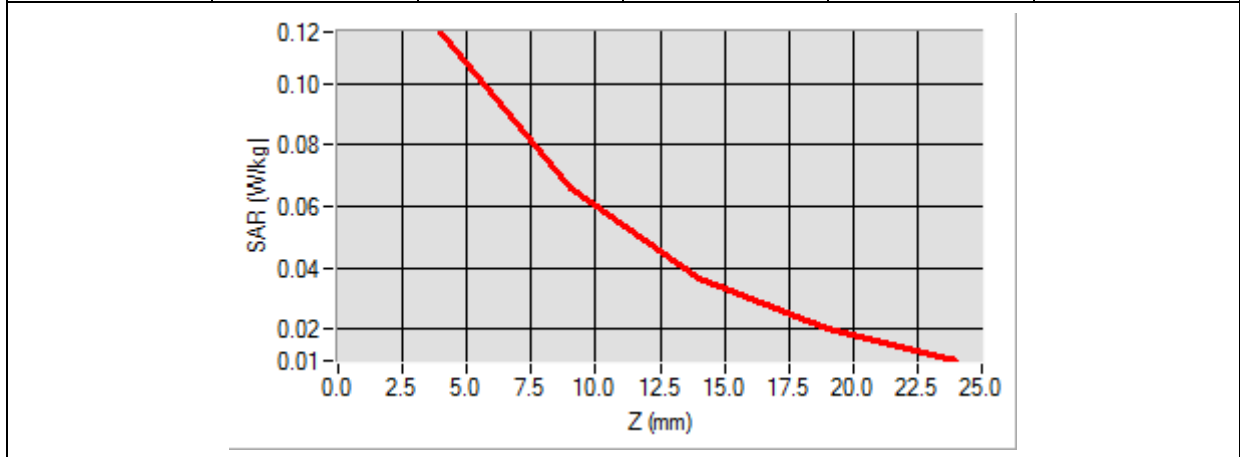
<b>Frequency (MHz)</b>	1852.400000
<b>Relative Permittivity (real part)</b>	51.361240
<b>Conductivity (S/m)</b>	1.510000
<b>Power Variation (%)</b>	0.752100
<b>Ambient Temperature</b>	21.1
<b>Liquid Temperature</b>	21.3



Maximum location: X=-6.00, Y=9.00

SAR 10g (W/Kg)	0.03447
SAR 1g (W/Kg)	0.081421

Z (mm)	0.00	4.00	9.00	14.00	19.00
SAR (W/Kg)	0.0000	0.0912	0.0510	0.0211	0.0100



# MEASUREMENT 41

Type: Phone measurement (Complete)

Date of measurement: 06/03/2014

Measurement duration: 12 minutes 3 seconds

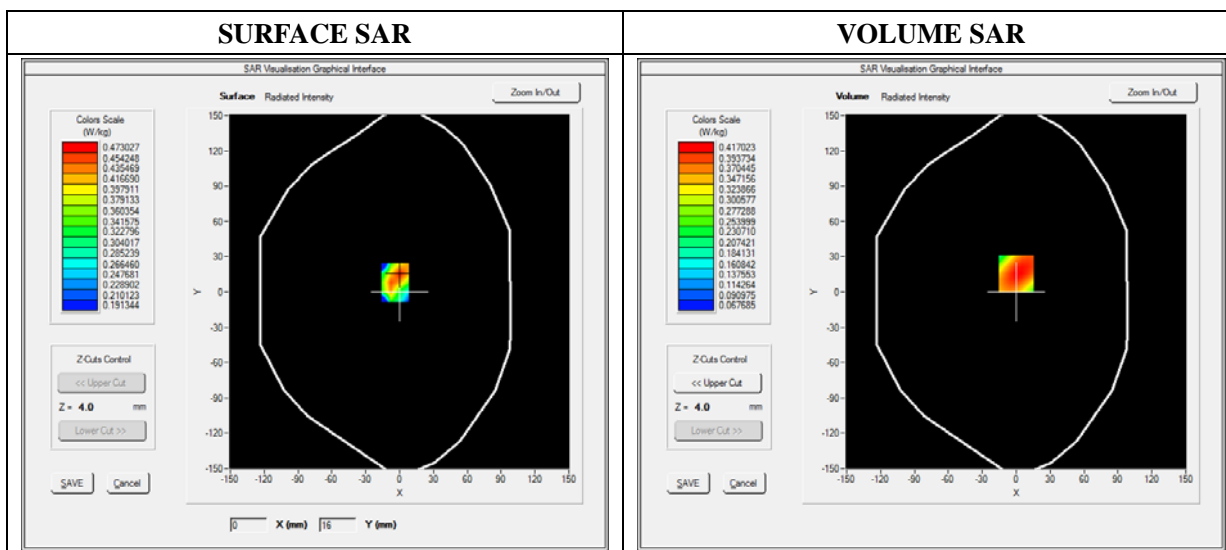
E-field Probe: SSE5 - SN 09/13 EP168; ConvF: 6.30; Calibrated: 03/21/2014

### A. Experimental conditions

<b>Area Scan</b>	sam_direct_droit2_surf8mm.txt
<b>Phantom</b>	Flat Plane
<b>Device Position</b>	Back(Body with headset)
<b>Band</b>	WCDMA1900_RMC
<b>Channels</b>	Low
<b>Signal</b>	Duty Cycle: 1.00 (Crest factor: 1.00)

### B. SAR Measurement Results

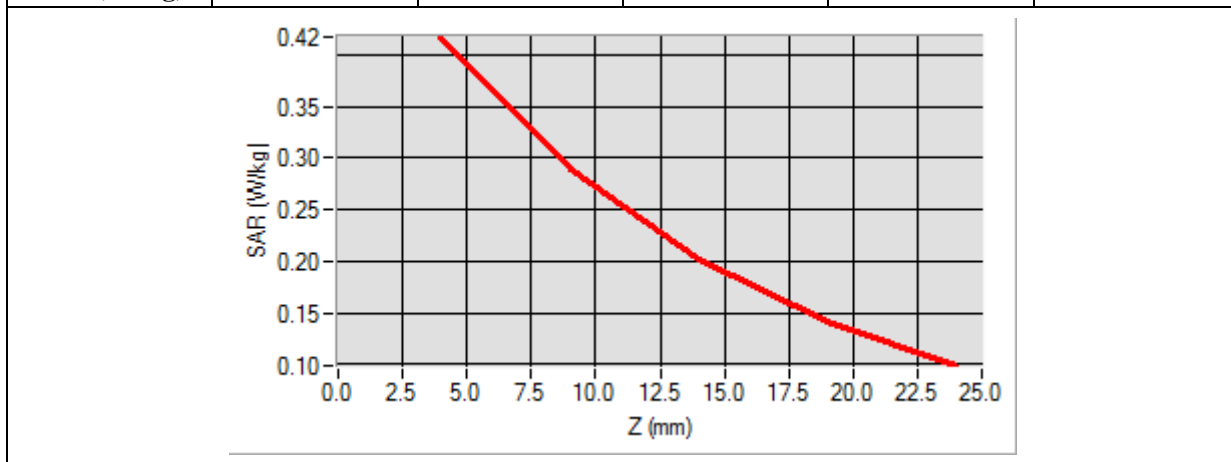
<b>Frequency (MHz)</b>	1852.400000
<b>Relative Permittivity (real part)</b>	51.361240
<b>Conductivity (S/m)</b>	1.510000
<b>Power Variation (%)</b>	0.752100
<b>Ambient Temperature</b>	21.1
<b>Liquid Temperature</b>	21.3



Maximum location: X=0.00, Y=16.00

SAR 10g (W/Kg)	0.292160
SAR 1g (W/Kg)	0.432370

Z (mm)	0.00	4.00	9.00	14.00	19.00
SAR (W/Kg)	0.0000	0.4170	0.2887	0.2014	0.1425



<b>3D screen shot</b>	<b>Hot spot position</b>

# MEASUREMENT 42

Type: Phone measurement (Complete)

Date of measurement: 06/03/2014

Measurement duration: 12 minutes 3 seconds

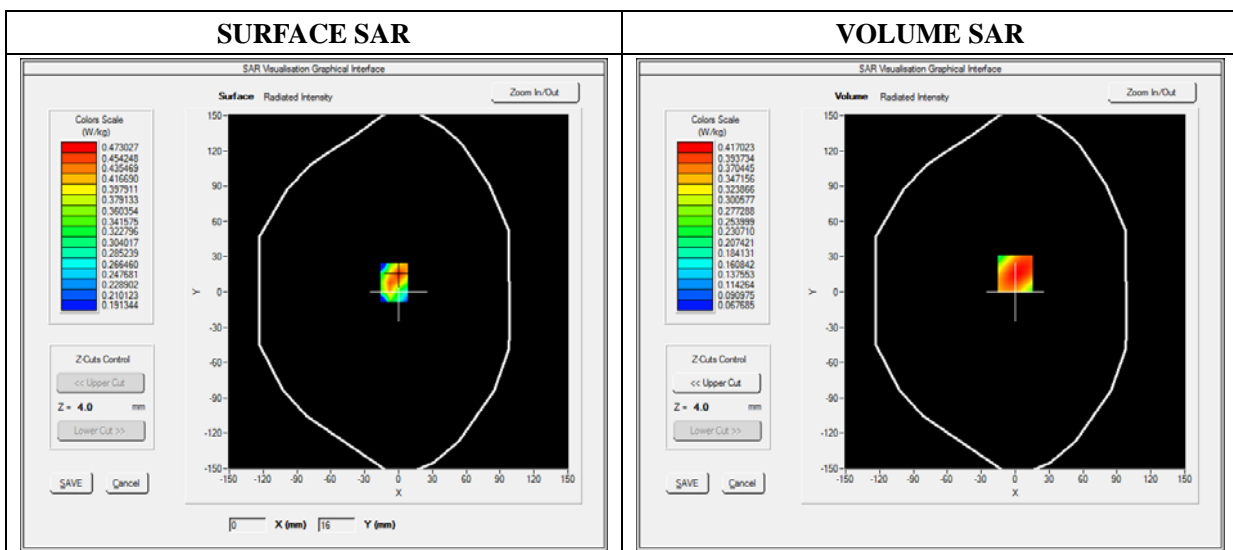
E-field Probe: SSE5 - SN 09/13 EP168; ConvF: 6.30; Calibrated: 03/21/2014

### A. Experimental conditions

<b>Area Scan</b>	sam_direct_droit2_surf8mm.txt
<b>Phantom</b>	Flat Plane
<b>Device Position</b>	Front(Body with headset)
<b>Band</b>	WCDMA1900_RMC
<b>Channels</b>	Low
<b>Signal</b>	Duty Cycle: 1.00 (Crest factor: 1.00)

### B. SAR Measurement Results

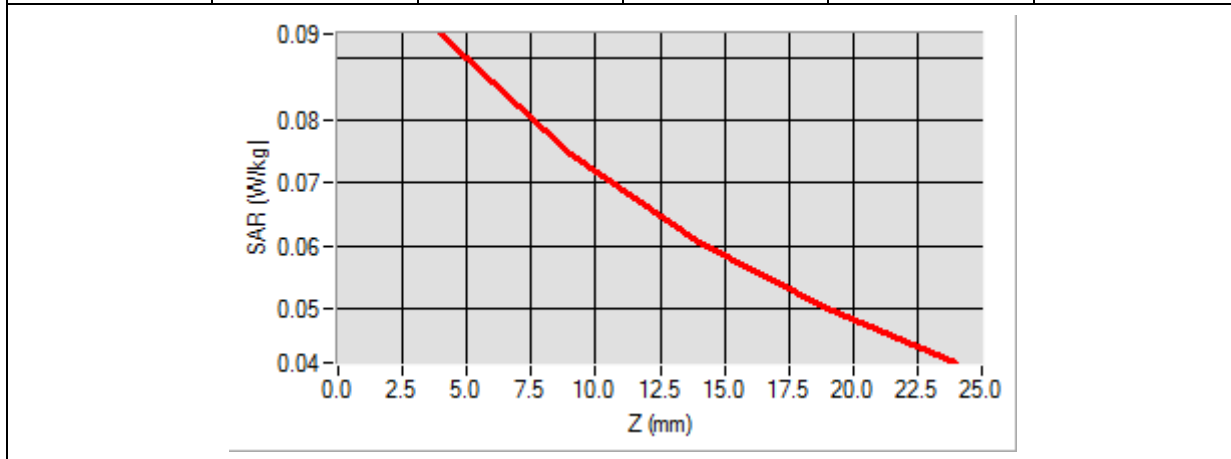
<b>Frequency (MHz)</b>	1852.400000
<b>Relative Permittivity (real part)</b>	51.361240
<b>Conductivity (S/m)</b>	1.510000
<b>Power Variation (%)</b>	0.752100
<b>Ambient Temperature</b>	21.1
<b>Liquid Temperature</b>	21.3



Maximum location: X=0.00, Y=16.00

SAR 10g (W/Kg)	0.070756
SAR 1g (W/Kg)	0.092774

Z (mm)	0.00	4.00	9.00	14.00	19.00
SAR (W/Kg)	0.0000	0.0938	0.0746	0.0604	0.0499



3D screen shot	Hot spot position

# MEASUREMENT 43

Type: Phone measurement (Complete)

Date of measurement: 06/03/2014

Measurement duration: 12 minutes 3 seconds

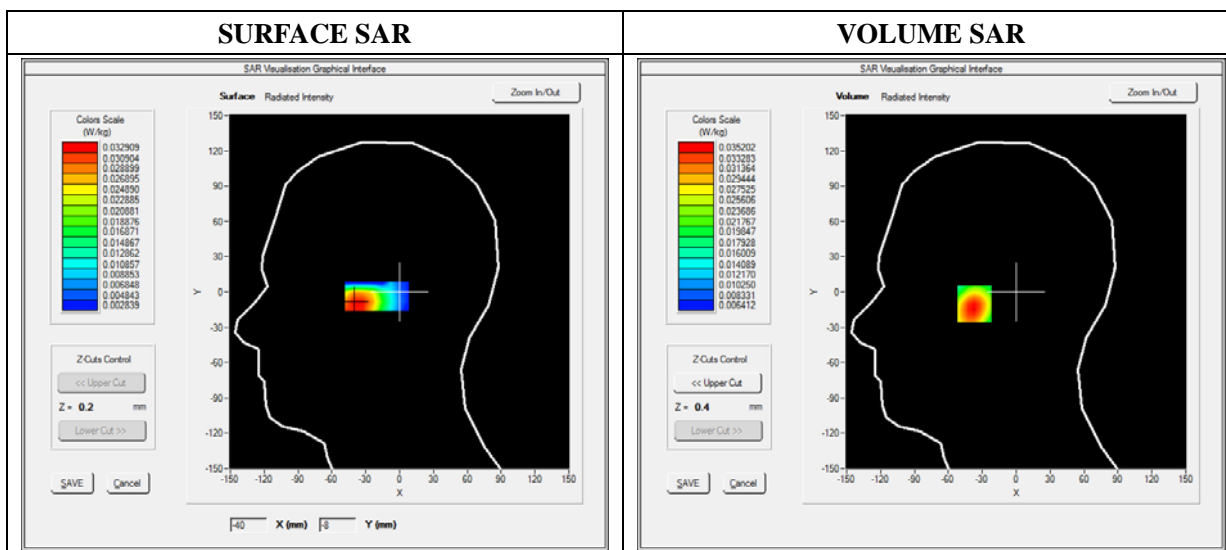
E-field Probe: SSE5 - SN 09/13 EP168; ConvF: 5.51; Calibrated: 2013/03/21

### A. Experimental conditions

<b>Area Scan</b>	sam_direct_droit2_surf8mm.txt
<b>Phantom</b>	Right head
<b>Device Position</b>	Cheek
<b>Band</b>	WiFi_802.11b
<b>Channels</b>	High
<b>Signal</b>	Duty Cycle: 1.00 (Crest factor: 1.00)

### B. SAR Measurement Results

<b>Frequency (MHz)</b>	2472.000000
<b>Relative Permittivity (real part)</b>	38.762140
<b>Conductivity (S/m)</b>	1.781240
<b>Power Variation (%)</b>	1.144120
<b>Ambient Temperature</b>	21.1
<b>Liquid Temperature</b>	21.2

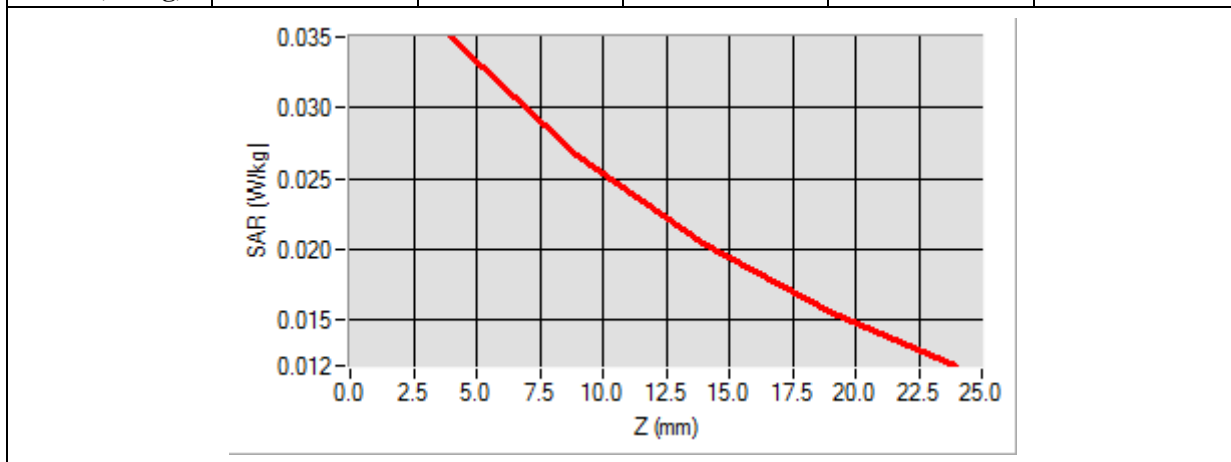




Maximum location: X=-37.00, Y=-10.00

SAR 10g (W/Kg)	0.023521
SAR 1g (W/Kg)	0.033561

Z (mm)	0.00	4.00	9.00	14.00	19.00
SAR (W/Kg)	0.0000	0.0350	0.0267	0.0204	0.0156



<b>3D screen shot</b>	<b>Hot spot position</b>

# MEASUREMENT 44

Type: Phone measurement (Complete)

Date of measurement: 06/03/2014

Measurement duration: 12 minutes 3 seconds

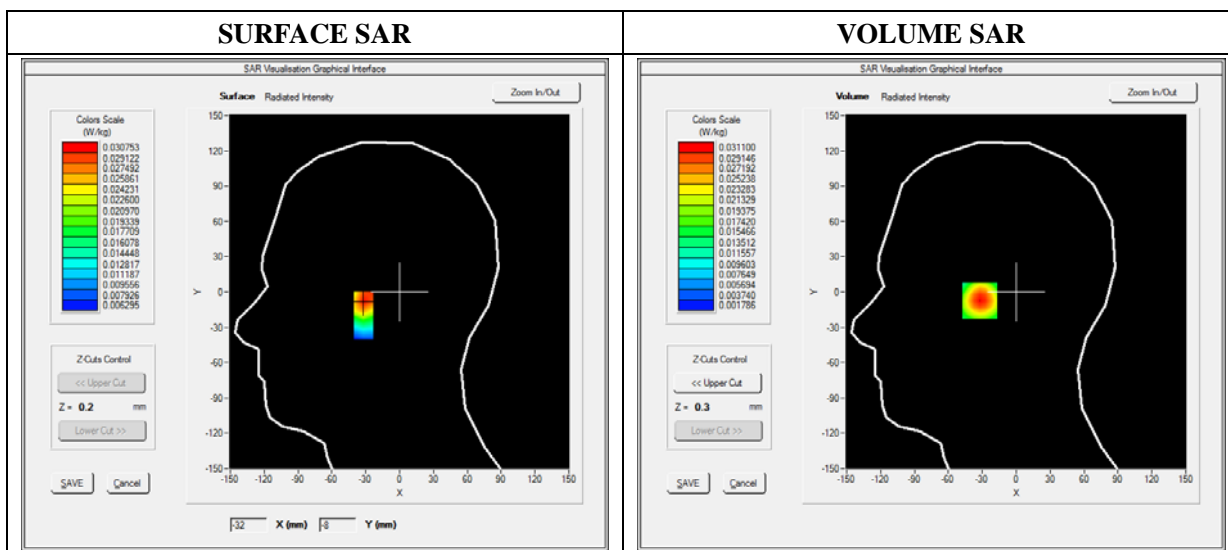
E-field Probe: SSE5 - SN 09/13 EP168; ConvF: 5.51; Calibrated: 2013/03/21

### A. Experimental conditions

<b>Area Scan</b>	sam_direct_droit2_surf8mm.txt
<b>Phantom</b>	Right head
<b>Device Position</b>	Tilt
<b>Band</b>	WiFi_802.11b
<b>Channels</b>	High
<b>Signal</b>	Duty Cycle: 1.00 (Crest factor: 1.00)

### B. SAR Measurement Results

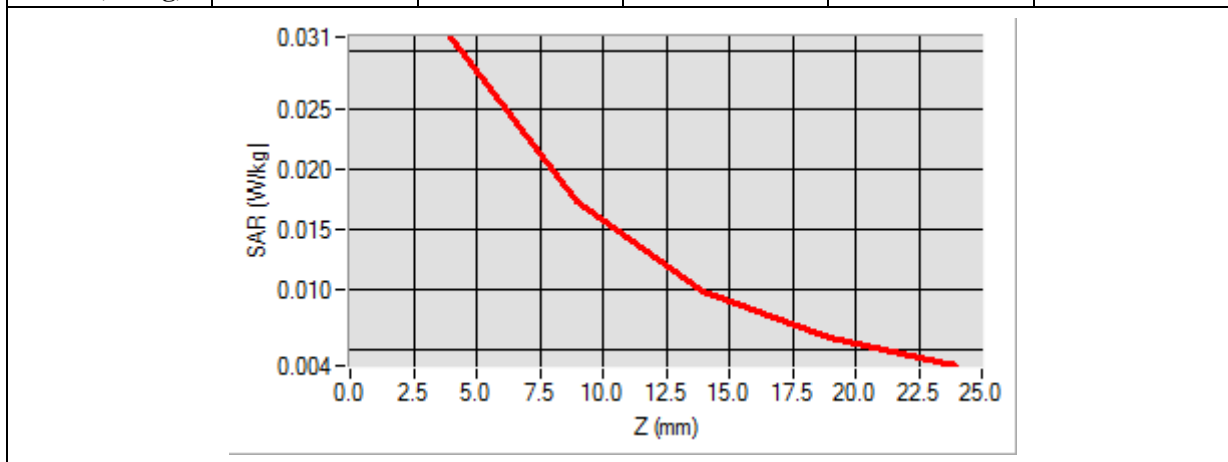
<b>Frequency (MHz)</b>	2472.000000
<b>Relative Permittivity (real part)</b>	38.762140
<b>Conductivity (S/m)</b>	1.781240
<b>Power Variation (%)</b>	1.144120
<b>Ambient Temperature</b>	21.1
<b>Liquid Temperature</b>	21.2



Maximum location: X=-31.00, Y=-7.00

SAR 10g (W/Kg)	0.016004
SAR 1g (W/Kg)	0.028947

Z (mm)	0.00	4.00	9.00	14.00	19.00
SAR (W/Kg)	0.0000	0.0311	0.0174	0.0099	0.0060



<b>3D screen shot</b>	<b>Hot spot position</b>

# MEASUREMENT 45

Type: Phone measurement (Complete)

Date of measurement: 06/03/2014

Measurement duration: 12 minutes 3 seconds

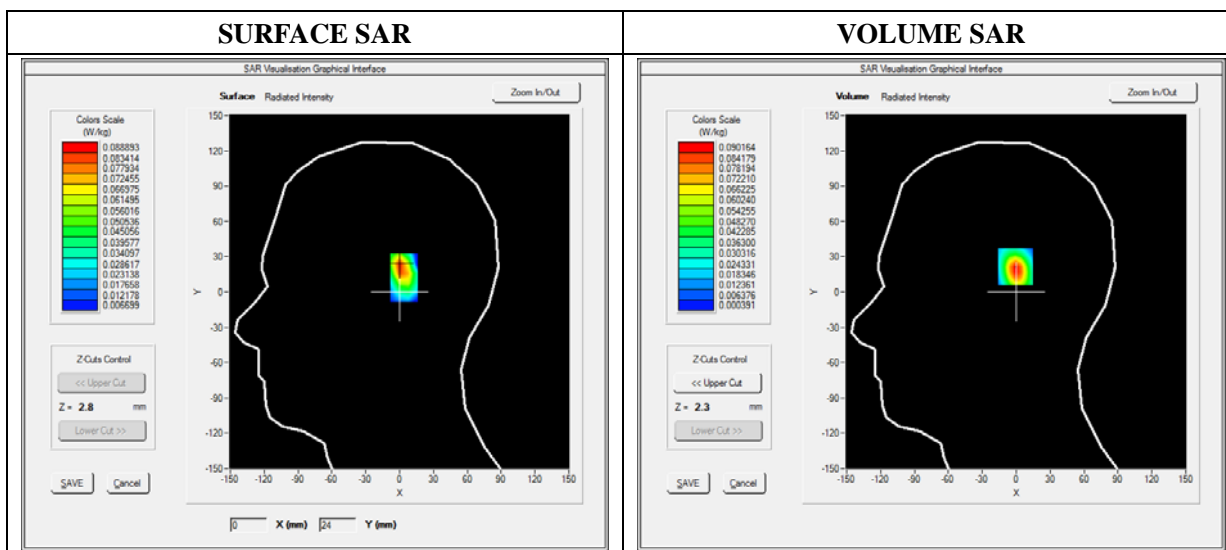
E-field Probe: SSE5 - SN 09/13 EP168; ConvF: 5.51; Calibrated: 2013/03/21

### A. Experimental conditions

<b>Area Scan</b>	sam_direct_droit2_surf8mm.txt
<b>Phantom</b>	Left head
<b>Device Position</b>	Cheek
<b>Band</b>	WiFi_802.11b
<b>Channels</b>	High
<b>Signal</b>	Duty Cycle: 1.00 (Crest factor: 1.00)

### B. SAR Measurement Results

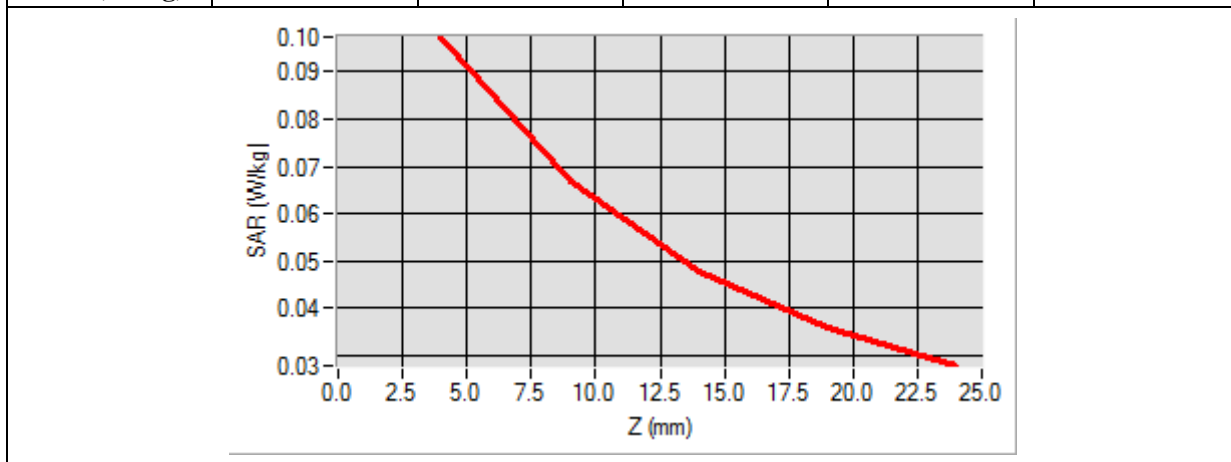
<b>Frequency (MHz)</b>	2472.000000
<b>Relative Permittivity (real part)</b>	38.762140
<b>Conductivity (S/m)</b>	1.781240
<b>Power Variation (%)</b>	1.144120
<b>Ambient Temperature</b>	21.1
<b>Liquid Temperature</b>	21.2



Maximum location: X=1.00, Y=22.00

SAR 10g (W/Kg)	0.060204
SAR 1g (W/Kg)	0.073029

Z (mm)	0.00	4.00	9.00	14.00	19.00
SAR (W/Kg)	0.0000	0.0973	0.0670	0.0479	0.0361



<p><b>3D screen shot</b></p>	<p><b>Hot spot position</b></p>

# MEASUREMENT 46

Type: Phone measurement (Complete)

Date of measurement: 06/03/2014

Measurement duration: 12 minutes 3 seconds

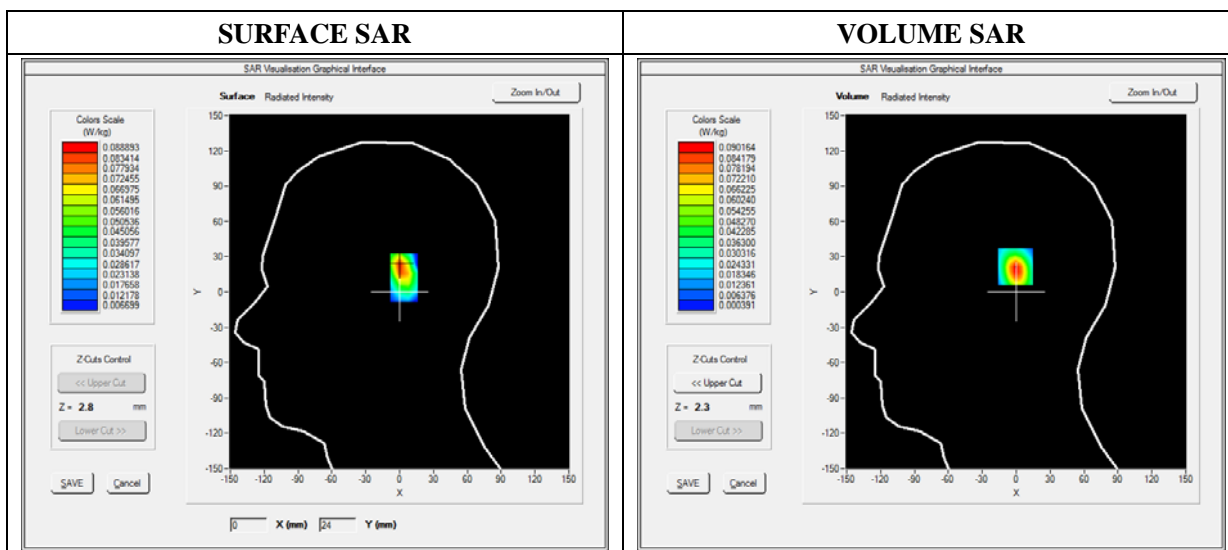
E-field Probe: SSE5 - SN 09/13 EP168; ConvF: 5.51; Calibrated: 2013/03/21

### A. Experimental conditions

<b>Area Scan</b>	sam_direct_droit2_surf8mm.txt
<b>Phantom</b>	Left head
<b>Device Position</b>	Tilt
<b>Band</b>	WiFi_802.11b
<b>Channels</b>	High
<b>Signal</b>	Duty Cycle: 1.00 (Crest factor: 1.00)

### B. SAR Measurement Results

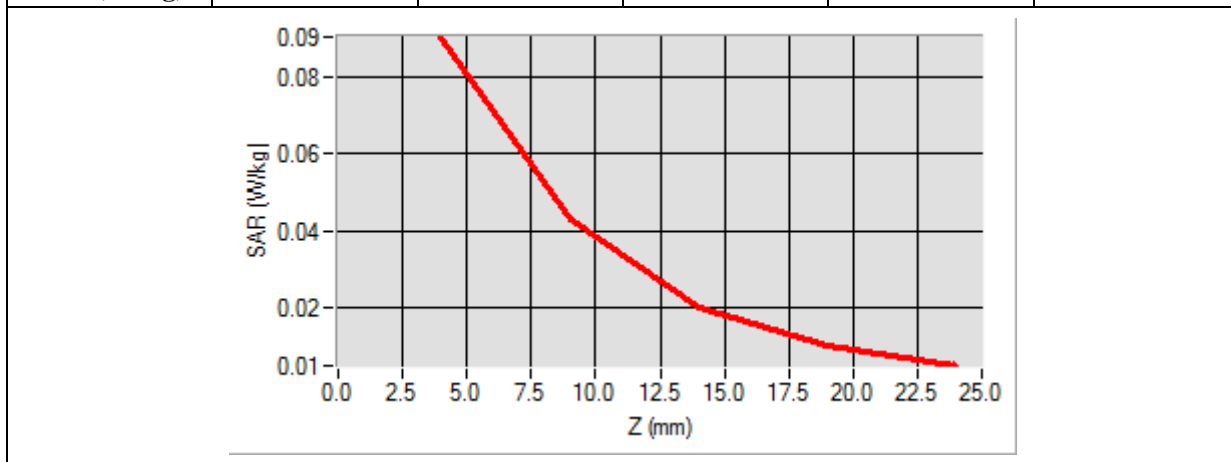
<b>Frequency (MHz)</b>	2472.000000
<b>Relative Permittivity (real part)</b>	38.762140
<b>Conductivity (S/m)</b>	1.781240
<b>Power Variation (%)</b>	1.144120
<b>Ambient Temperature</b>	21.1
<b>Liquid Temperature</b>	21.2



Maximum location: X=1.00, Y=22.00

SAR 10g (W/Kg)	0.031254
SAR 1g (W/Kg)	0.072710

Z (mm)	0.00	4.00	9.00	14.00	19.00
SAR (W/Kg)	0.0000	0.0901	0.0414	0.0186	0.0100



<p><b>3D screen shot</b></p>	<p><b>Hot spot position</b></p>

# MEASUREMENT 47

Type: Phone measurement (Complete)

Date of measurement: 06/03/2014

Measurement duration: 12 minutes 3 seconds

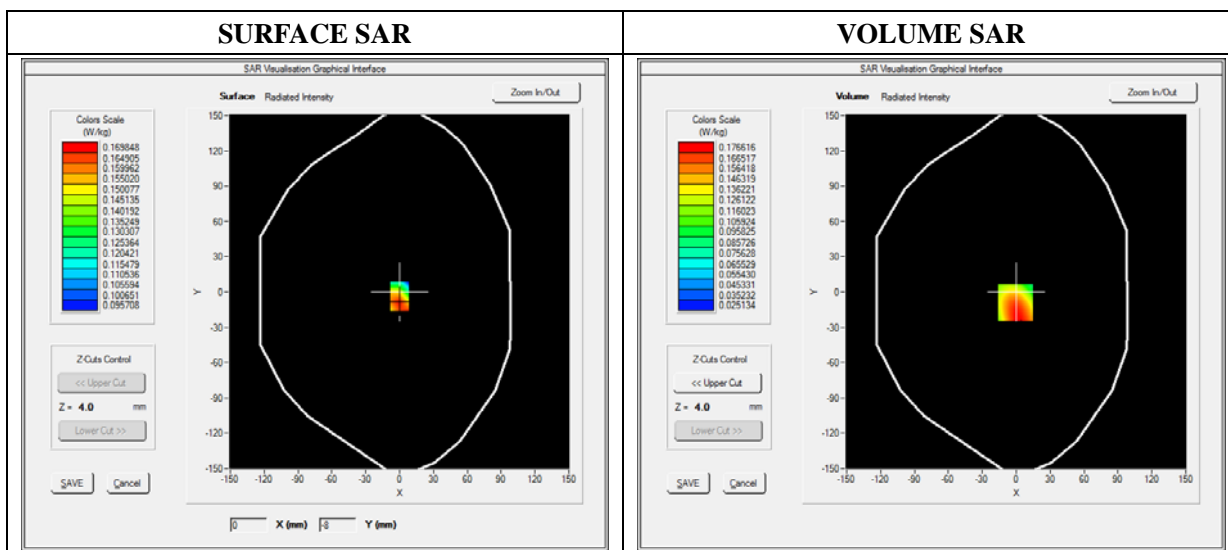
E-field Probe: SSE5 - SN 09/13 EP168; ConvF: 5.70; Calibrated: 03/21/2014

### A. Experimental conditions

<b>Area Scan</b>	sam_direct_droit2_surf8mm.txt
<b>Phantom</b>	Flat Plane
<b>Device Position</b>	Back
<b>Band</b>	WiFi_802.11b
<b>Channels</b>	High
<b>Signal</b>	Duty Cycle: 1.00 (Crest factor: 1.00)

### B. SAR Measurement Results

<b>Frequency (MHz)</b>	2472.000000
<b>Relative Permittivity (real part)</b>	51.082401
<b>Conductivity (S/m)</b>	1.910245
<b>Power Variation (%)</b>	0.542660
<b>Ambient Temperature</b>	21.1
<b>Liquid Temperature</b>	21.2

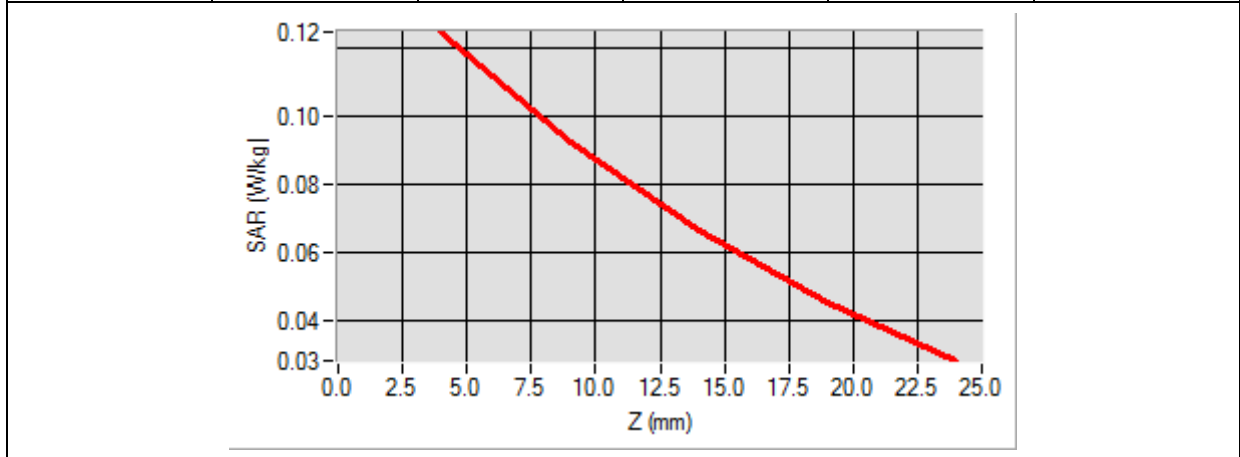




Maximum location: X=-1.00, Y=-9.00

SAR 10g (W/Kg)	0.055752
SAR 1g (W/Kg)	0.080556

Z (mm)	0.00	4.00	9.00	14.00	19.00
SAR (W/Kg)	0.0000	0.1249	0.0926	0.0661	0.0448



<p><b>3D screen shot</b></p>	<p><b>Hot spot position</b></p>

# MEASUREMENT 48

Type: Phone measurement (Complete)

Date of measurement: 06/03/2014

Measurement duration: 12 minutes 3 seconds

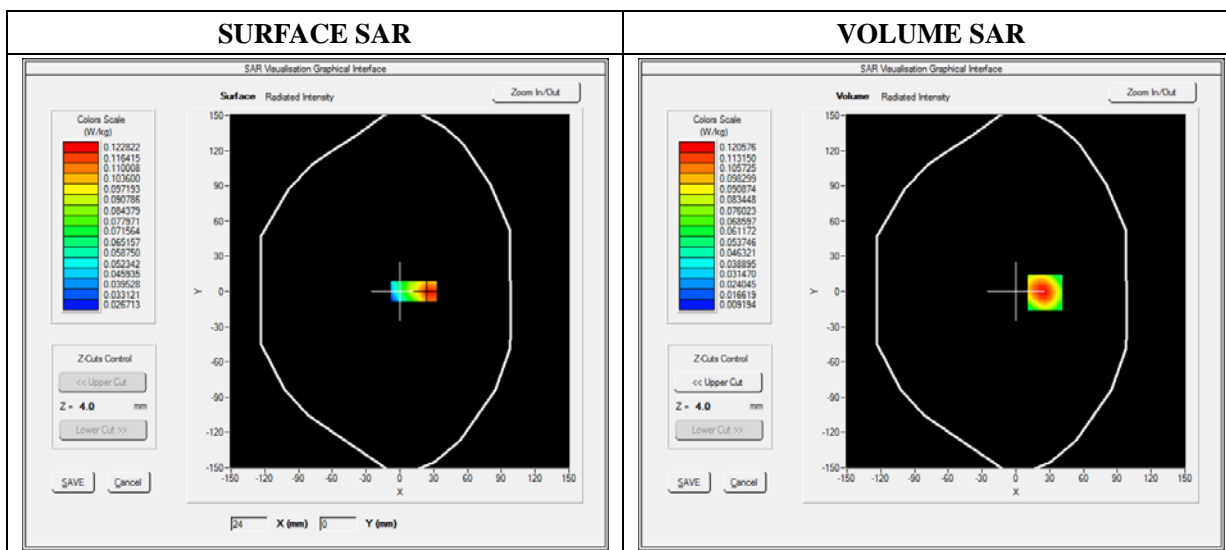
E-field Probe: SSE5 - SN 09/13 EP168; ConvF: 5.70; Calibrated: 03/21/2014

### A. Experimental conditions

<b>Area Scan</b>	sam_direct_droit2_surf8mm.txt
<b>Phantom</b>	Flat Plane
<b>Device Position</b>	Top Side
<b>Band</b>	WiFi_802.11b
<b>Channels</b>	High
<b>Signal</b>	Duty Cycle: 1.00 (Crest factor: 1.00)

### B. SAR Measurement Results

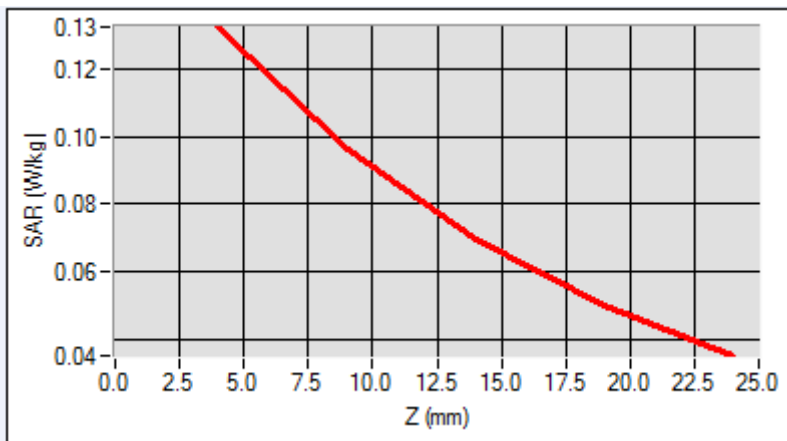
<b>Frequency (MHz)</b>	2472.000000
<b>Relative Permittivity (real part)</b>	51.082401
<b>Conductivity (S/m)</b>	1.910245
<b>Power Variation (%)</b>	0.542660
<b>Ambient Temperature</b>	21.1
<b>Liquid Temperature</b>	21.2



**Maximum location: X=-56.00, Y=-32.00**

<b>SAR 10g (W/Kg)</b>	<b>0.056982</b>
<b>SAR 1g (W/Kg)</b>	<b>0.071255</b>

<b>Z (mm)</b>	<b>0.00</b>	<b>4.00</b>	<b>9.00</b>	<b>14.00</b>	<b>19.00</b>
<b>SAR (W/Kg)</b>	<b>0.0000</b>	<b>0.1224</b>	<b>0.0962</b>	<b>0.0697</b>	<b>0.0502</b>



<b>3D screen shot</b>	<b>Hot spot position</b>

# MEASUREMENT 49

Type: Phone measurement (Complete)

Date of measurement: 06/03/2014

Measurement duration: 12 minutes 3 seconds

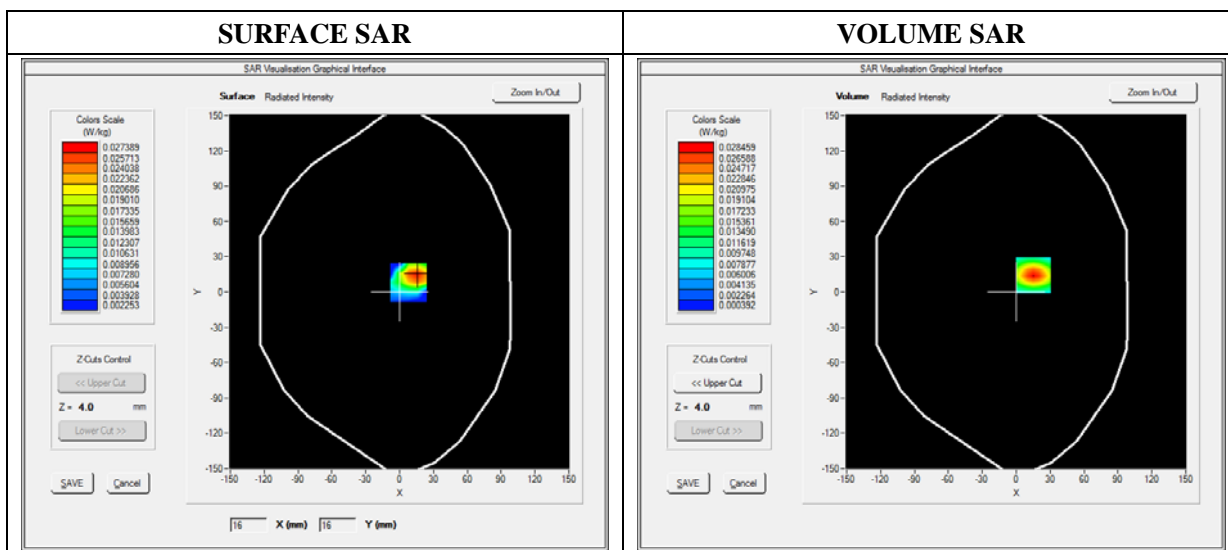
E-field Probe: SSE5 - SN 09/13 EP168; ConvF: 5.70; Calibrated: 03/21/2014

### A. Experimental conditions

<b>Area Scan</b>	sam_direct_droit2_surf8mm.txt
<b>Phantom</b>	Flat Plane
<b>Device Position</b>	Right Side
<b>Band</b>	WiFi_802.11b
<b>Channels</b>	High
<b>Signal</b>	Duty Cycle: 1.00 (Crest factor: 1.00)

### B. SAR Measurement Results

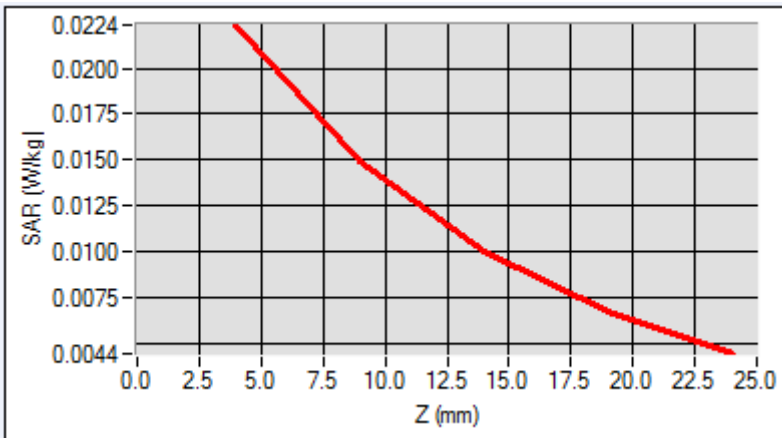
<b>Frequency (MHz)</b>	2472.000000
<b>Relative Permittivity (real part)</b>	51.082401
<b>Conductivity (S/m)</b>	1.910245
<b>Power Variation (%)</b>	0.542660
<b>Ambient Temperature</b>	21.1
<b>Liquid Temperature</b>	21.2



Maximum location: X=15.00, Y=14.00

SAR 10g (W/Kg)	0.013582
SAR 1g (W/Kg)	0.021280

Z (mm)	0.00	4.00	9.00	14.00	19.00
SAR (W/Kg)	0.0000	0.0224	0.0149	0.0100	0.0067



<p><b>3D screen shot</b></p>	<p><b>Hot spot position</b></p>

# MEASUREMENT 50

Type: Phone measurement (Complete)

Date of measurement: 06/03/2014

Measurement duration: 12 minutes 3 seconds

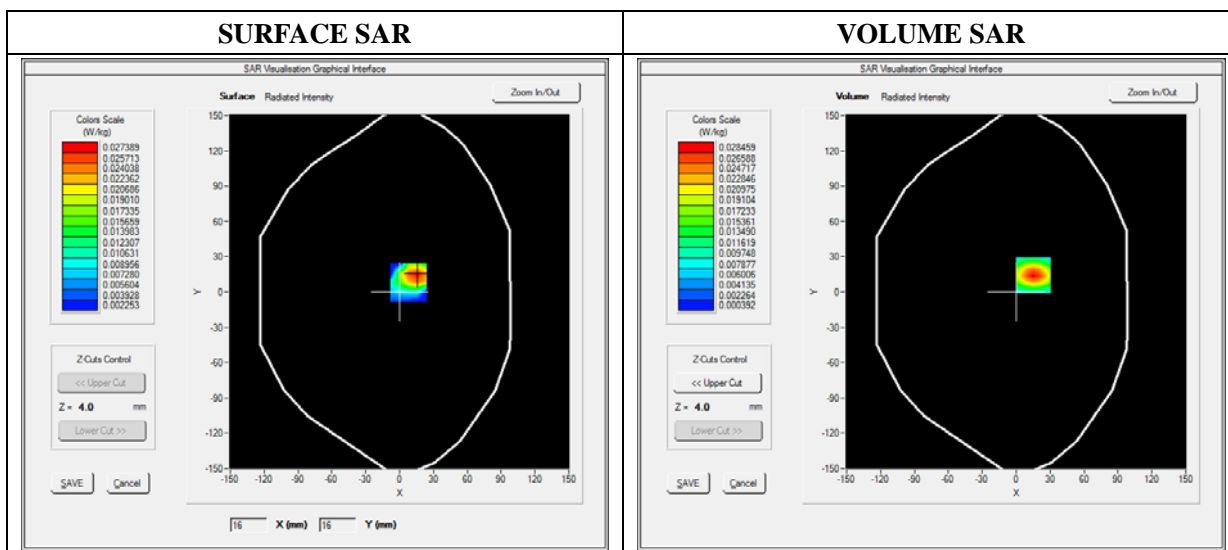
E-field Probe: SSE5 - SN 09/13 EP168; ConvF: 5.70; Calibrated: 03/21/2014

### A. Experimental conditions

<b>Area Scan</b>	sam_direct_droit2_surf8mm.txt
<b>Phantom</b>	Flat Plane
<b>Device Position</b>	Left Side
<b>Band</b>	WiFi_802.11b
<b>Channels</b>	High
<b>Signal</b>	Duty Cycle: 1.00 (Crest factor: 1.00)

### B. SAR Measurement Results

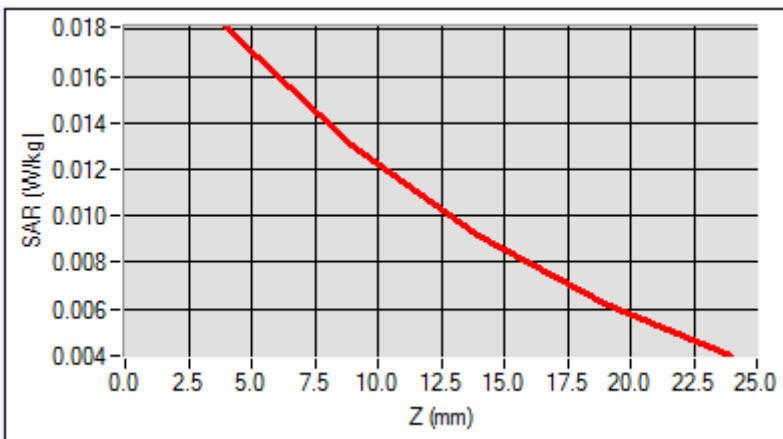
<b>Frequency (MHz)</b>	2472.000000
<b>Relative Permittivity (real part)</b>	51.082401
<b>Conductivity (S/m)</b>	1.910245
<b>Power Variation (%)</b>	0.542660
<b>Ambient Temperature</b>	21.1
<b>Liquid Temperature</b>	21.2



Maximum location: X=15.00, Y=14.00

SAR 10g (W/Kg)	0.011245
SAR 1g (W/Kg)	0.017106

Z (mm)	0.00	4.00	9.00	14.00	19.00
SAR (W/Kg)	0.0000	0.0181	0.0130	0.0092	0.0062



<b>3D screen shot</b>	<b>Hot spot position</b>

# MEASUREMENT 51

Type: Phone measurement (Complete)

Date of measurement: 06/03/2014

Measurement duration: 12 minutes 3 seconds

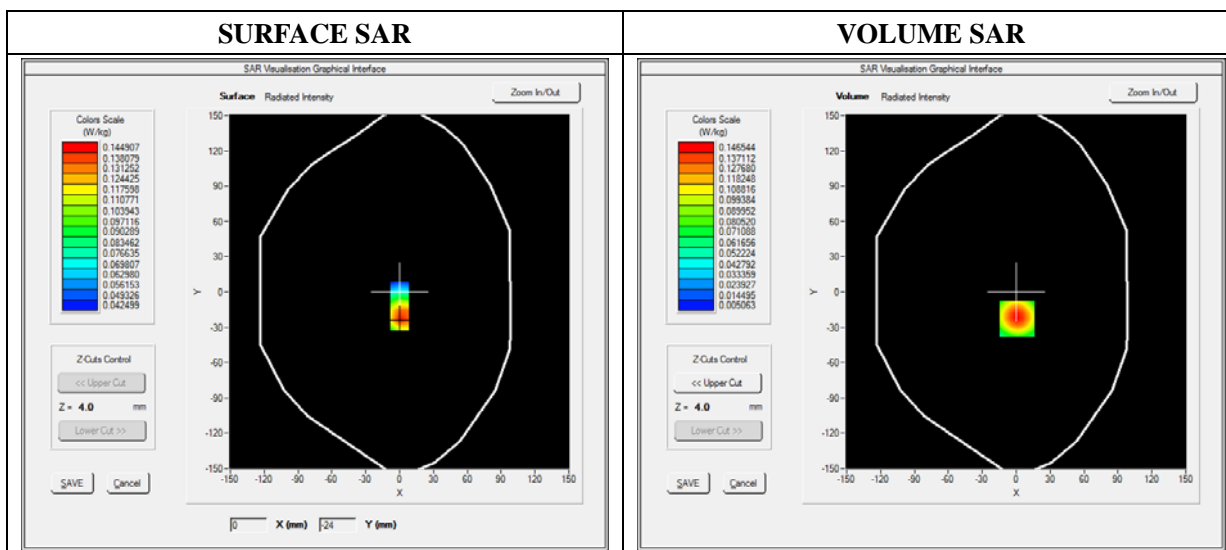
E-field Probe: SSE5 - SN 09/13 EP168; ConvF: 5.70; Calibrated: 03/21/2014

### A. Experimental conditions

<b>Area Scan</b>	sam_direct_droit2_surf8mm.txt
<b>Phantom</b>	Flat Plane
<b>Device Position</b>	Back(Body with headset)
<b>Band</b>	WiFi_802.11b
<b>Channels</b>	High
<b>Signal</b>	Duty Cycle: 1.00 (Crest factor: 1.00)

### B. SAR Measurement Results

<b>Frequency (MHz)</b>	2472.000000
<b>Relative Permittivity (real part)</b>	51.082401
<b>Conductivity (S/m)</b>	1.910245
<b>Power Variation (%)</b>	0.542660
<b>Ambient Temperature</b>	21.1
<b>Liquid Temperature</b>	21.2

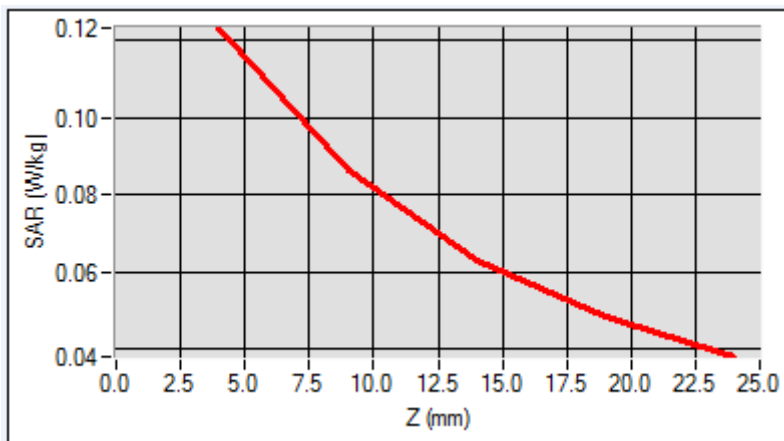




Maximum location: X=1.00, Y=-23.00

SAR 10g (W/Kg)	0.082928
SAR 1g (W/Kg)	0.118113

Z (mm)	0.00	4.00	9.00	14.00	19.00
SAR (W/Kg)	0.0000	0.1232	0.0865	0.0631	0.0485



<b>3D screen shot</b>	<b>Hot spot position</b>

# MEASUREMENT 52

Type: Phone measurement (Complete)

Date of measurement: 06/03/2014

Measurement duration: 12 minutes 3 seconds

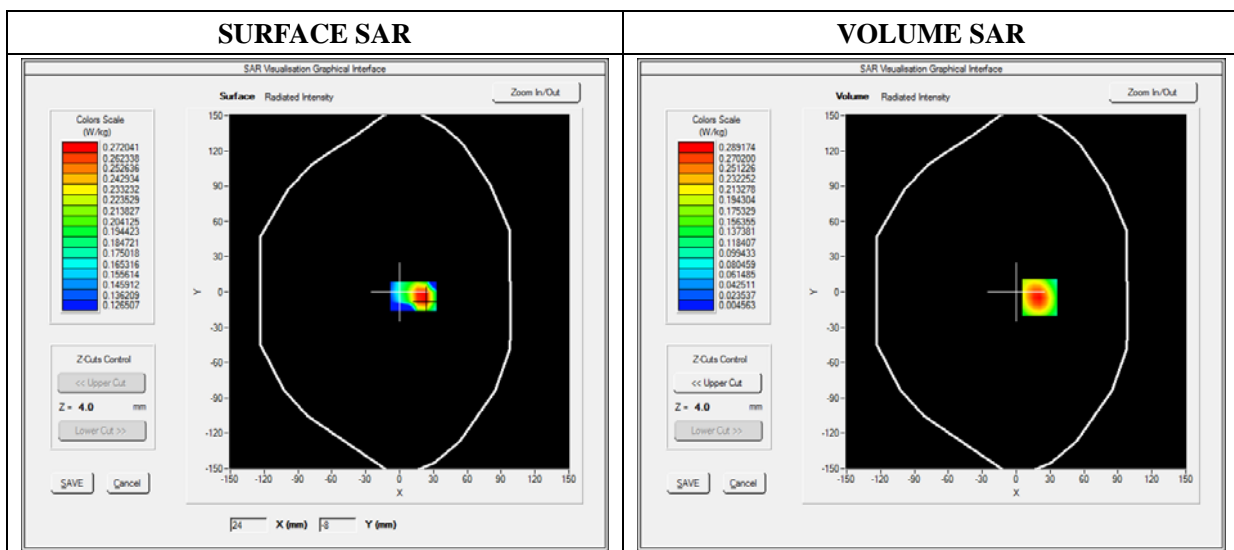
E-field Probe: SSE5 - SN 09/13 EP168; ConvF: 5.70; Calibrated: 03/21/2014

### A. Experimental conditions

<b>Area Scan</b>	sam_direct_droit2_surf8mm.txt
<b>Phantom</b>	Flat Plane
<b>Device Position</b>	Front(Body with headset)
<b>Band</b>	WiFi_802.11b
<b>Channels</b>	High
<b>Signal</b>	Duty Cycle: 1.00 (Crest factor: 1.00)

### B. SAR Measurement Results

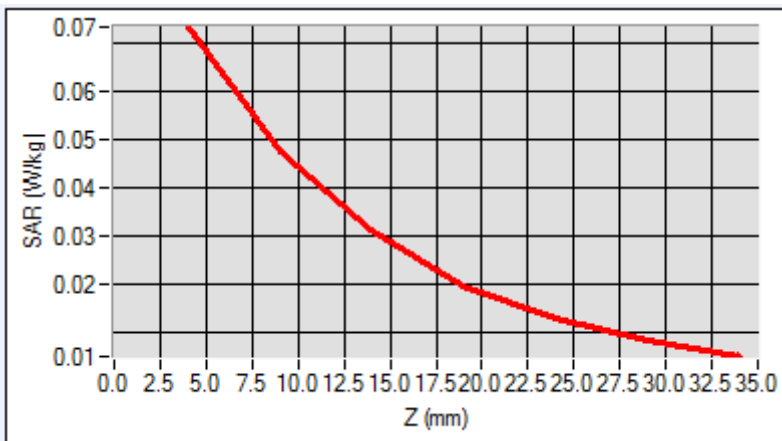
<b>Frequency (MHz)</b>	2472.000000
<b>Relative Permittivity (real part)</b>	51.082401
<b>Conductivity (S/m)</b>	1.910245
<b>Power Variation (%)</b>	0.542660
<b>Ambient Temperature</b>	21.1
<b>Liquid Temperature</b>	21.2



Maximum location: X=15.00, Y=14.00

SAR 10g (W/Kg)	0.034888
SAR 1g (W/Kg)	0.060548

Z (mm)	0.00	4.00	9.00	14.00	19.00
SAR (W/Kg)	0.0000	0.0712	0.0473	0.0312	0.0196



3D screen shot	Hot spot position

# MEASUREMENT 53

Type: Phone measurement (Complete)

Date of measurement: 06/03/2014

Measurement duration: 12 minutes 3 seconds

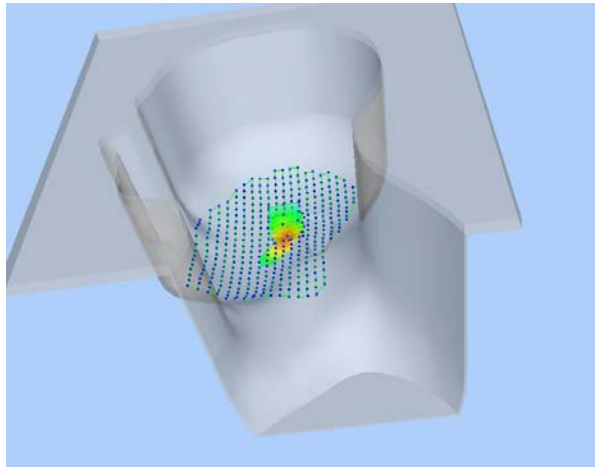
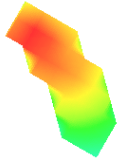
E-field Probe: SSE5 - SN 09/13 EP168; ConvF: 5.51; Calibrated: 2013/03/21

### A. Experimental conditions

<b>Area Scan</b>	sam_direct_droit2_surf8mm.txt
<b>Phantom</b>	Right head
<b>Device Position</b>	Cheek
<b>Band</b>	WiFi_802.11n-HT20
<b>Channels</b>	High
<b>Signal</b>	Duty Cycle: 1.00 (Crest factor: 1.00)

### B. SAR Measurement Results

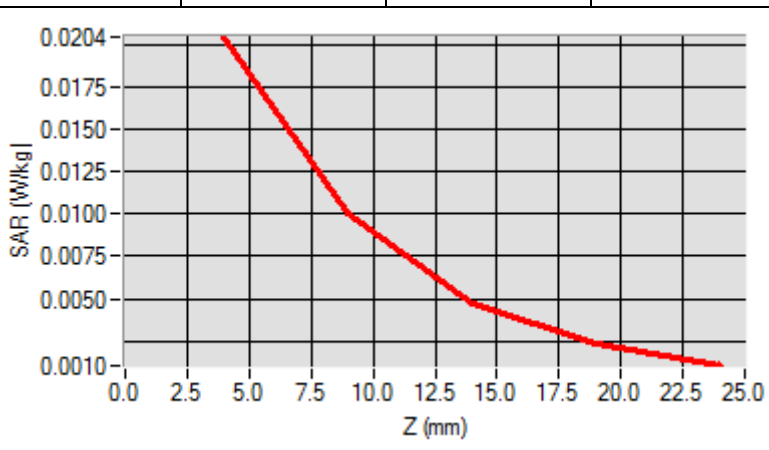
<b>Frequency (MHz)</b>	2472.000000
<b>Relative Permittivity (real part)</b>	38.762140
<b>Conductivity (S/m)</b>	1.781240
<b>Power Variation (%)</b>	1.144120
<b>Ambient Temperature</b>	21.1
<b>Liquid Temperature</b>	21.2

<b>3D screen shot</b>	<b>Hot spot position</b>
	

Maximum location: X=1.00, Y=17.00

SAR 10g (W/Kg)	0.008954
SAR 1g (W/Kg)	0.018600

Z (mm)	0.00	4.00	9.00	14.00	19.00
SAR (W/Kg)	0.0000	0.0204	0.0100	0.0048	0.0023



<p><b>3D screen shot</b></p>	<p><b>Hot spot position</b></p>

# MEASUREMENT 54

Type: Phone measurement (Complete)

Date of measurement: 06/03/2014

Measurement duration: 12 minutes 3 seconds

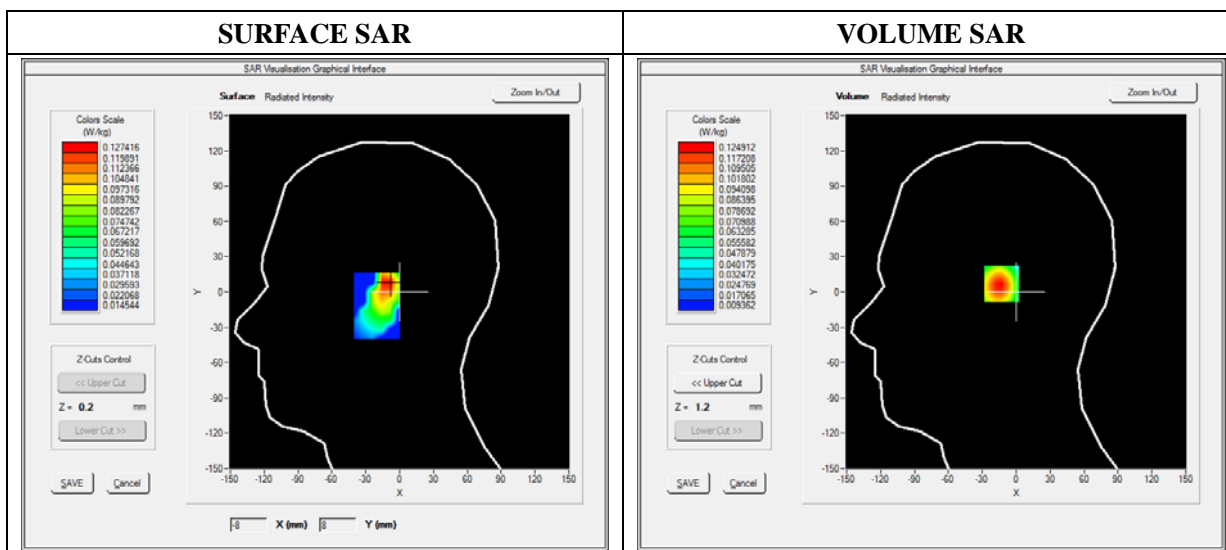
E-field Probe: SSE5 - SN 09/13 EP168; ConvF: 5.51; Calibrated: 2013/03/21

### A. Experimental conditions

<b>Area Scan</b>	sam_direct_droit2_surf8mm.txt
<b>Phantom</b>	Right head
<b>Device Position</b>	Tilt
<b>Band</b>	WiFi_802.11n-HT20
<b>Channels</b>	High
<b>Signal</b>	Duty Cycle: 1.00 (Crest factor: 1.00)

### B. SAR Measurement Results

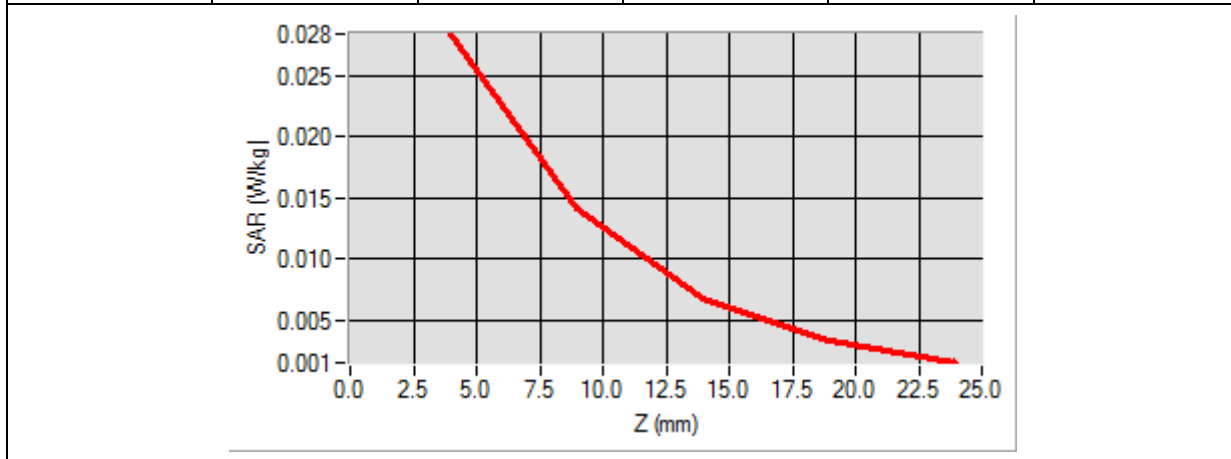
<b>Frequency (MHz)</b>	2472.000000
<b>Relative Permittivity (real part)</b>	38.762140
<b>Conductivity (S/m)</b>	1.781240
<b>Power Variation (%)</b>	1.144120
<b>Ambient Temperature</b>	21.1
<b>Liquid Temperature</b>	21.2



Maximum location: X=15.00, Y=14.00

SAR 10g (W/Kg)	0.012440
SAR 1g (W/Kg)	0.025811

Z (mm)	0.00	4.00	9.00	14.00	19.00
SAR (W/Kg)	0.0000	0.0285	0.0141	0.0068	0.0033



<b>3D screen shot</b>	<b>Hot spot position</b>

# MEASUREMENT 55

Type: Phone measurement (Complete)

Date of measurement: 06/03/2014

Measurement duration: 12 minutes 3 seconds

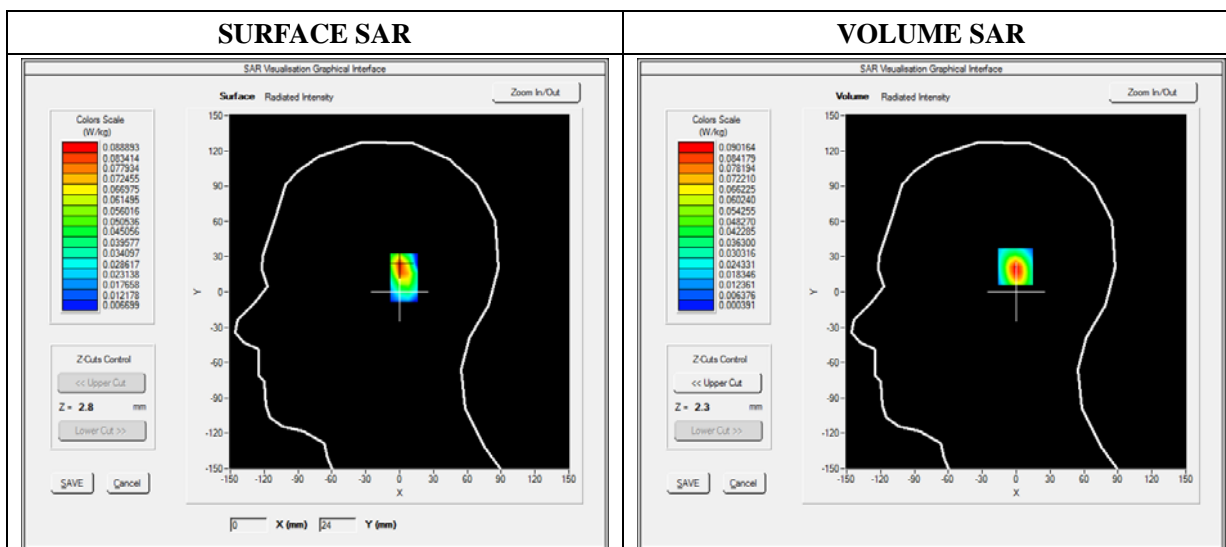
E-field Probe: SSE5 - SN 09/13 EP168; ConvF: 5.51; Calibrated: 2013/03/21

### A. Experimental conditions

<b>Area Scan</b>	sam_direct_droit2_surf8mm.txt
<b>Phantom</b>	Left head
<b>Device Position</b>	Cheek
<b>Band</b>	WiFi_802.11n-HT20
<b>Channels</b>	High
<b>Signal</b>	Duty Cycle: 1.00 (Crest factor: 1.00)

### B. SAR Measurement Results

<b>Frequency (MHz)</b>	2472.000000
<b>Relative Permittivity (real part)</b>	38.762140
<b>Conductivity (S/m)</b>	1.781240
<b>Power Variation (%)</b>	1.144120
<b>Ambient Temperature</b>	21.1
<b>Liquid Temperature</b>	21.2

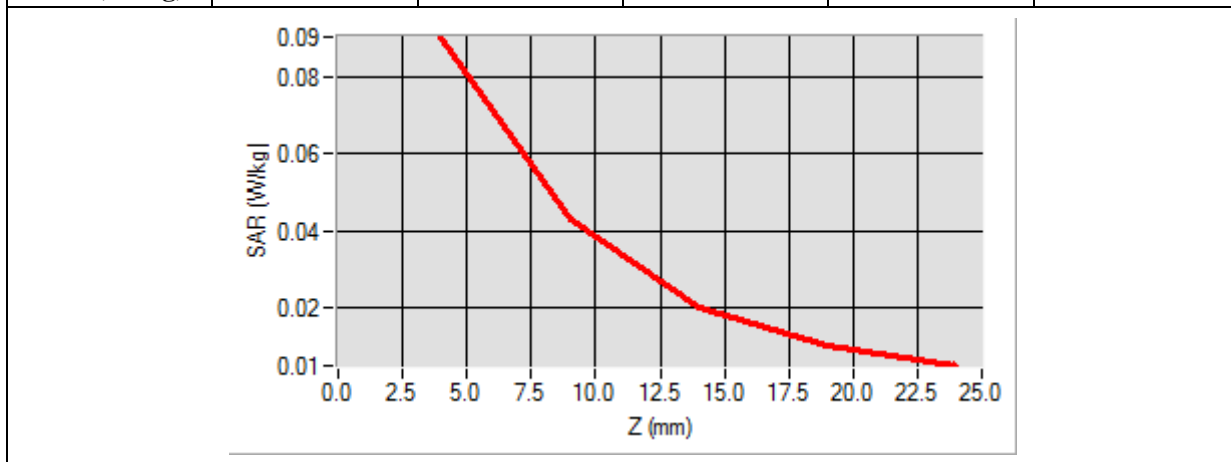




Maximum location: X=1.00, Y=22.00

SAR 10g (W/Kg)	0.037486
SAR 1g (W/Kg)	0.081975

Z (mm)	0.00	4.00	9.00	14.00	19.00
SAR (W/Kg)	0.0000	0.0902	0.0430	0.0202	0.0101



<p><b>3D screen shot</b></p>	<p><b>Hot spot position</b></p>

# MEASUREMENT 56

Type: Phone measurement (Complete)

Date of measurement: 06/03/2014

Measurement duration: 12 minutes 3 seconds

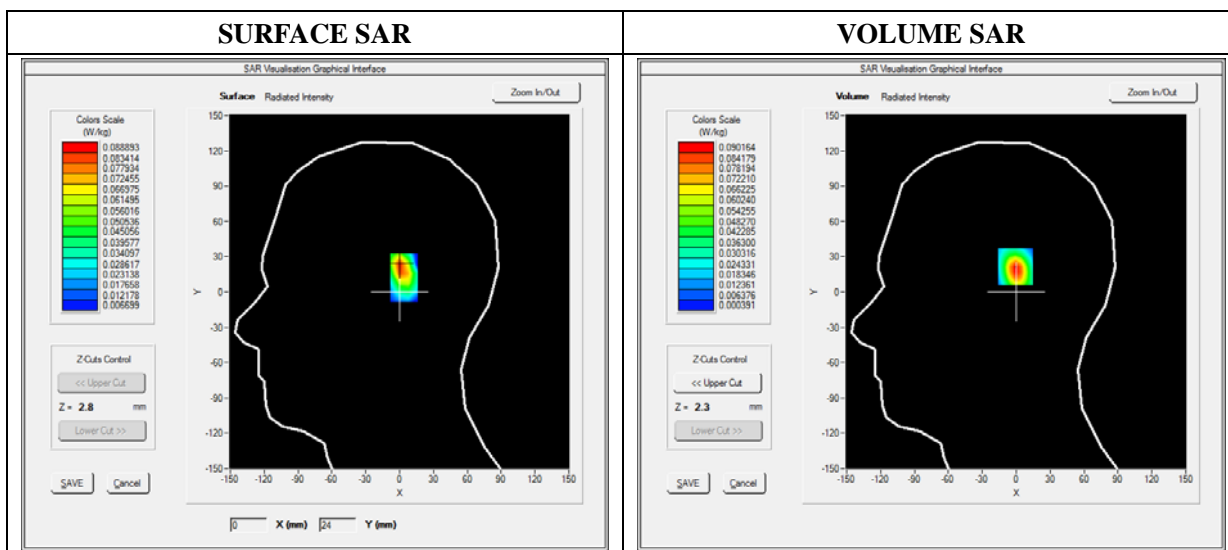
E-field Probe: SSE5 - SN 09/13 EP168; ConvF: 5.51; Calibrated: 2013/03/21

### A. Experimental conditions

<b>Area Scan</b>	sam_direct_droit2_surf8mm.txt
<b>Phantom</b>	Left head
<b>Device Position</b>	Tilt
<b>Band</b>	WiFi_802.11n-HT20
<b>Channels</b>	High
<b>Signal</b>	Duty Cycle: 1.00 (Crest factor: 1.00)

### B. SAR Measurement Results

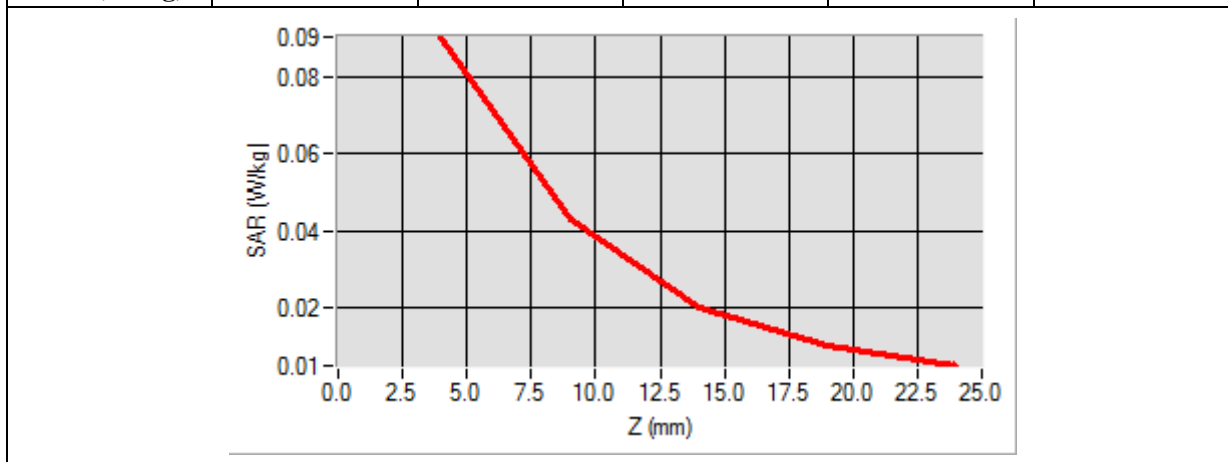
<b>Frequency (MHz)</b>	2472.000000
<b>Relative Permittivity (real part)</b>	38.762140
<b>Conductivity (S/m)</b>	1.781240
<b>Power Variation (%)</b>	1.144120
<b>Ambient Temperature</b>	21.1
<b>Liquid Temperature</b>	21.2



Maximum location: X=1.00, Y=22.00

SAR 10g (W/Kg)	0.034282
SAR 1g (W/Kg)	0.074120

Z (mm)	0.00	4.00	9.00	14.00	19.00
SAR (W/Kg)	0.0000	0.0912	0.0452	0.0200	0.0100



<p><b>3D screen shot</b></p>	<p><b>Hot spot position</b></p>

# MEASUREMENT 57

Type: Phone measurement (Complete)

Date of measurement: 06/03/2014

Measurement duration: 12 minutes 3 seconds

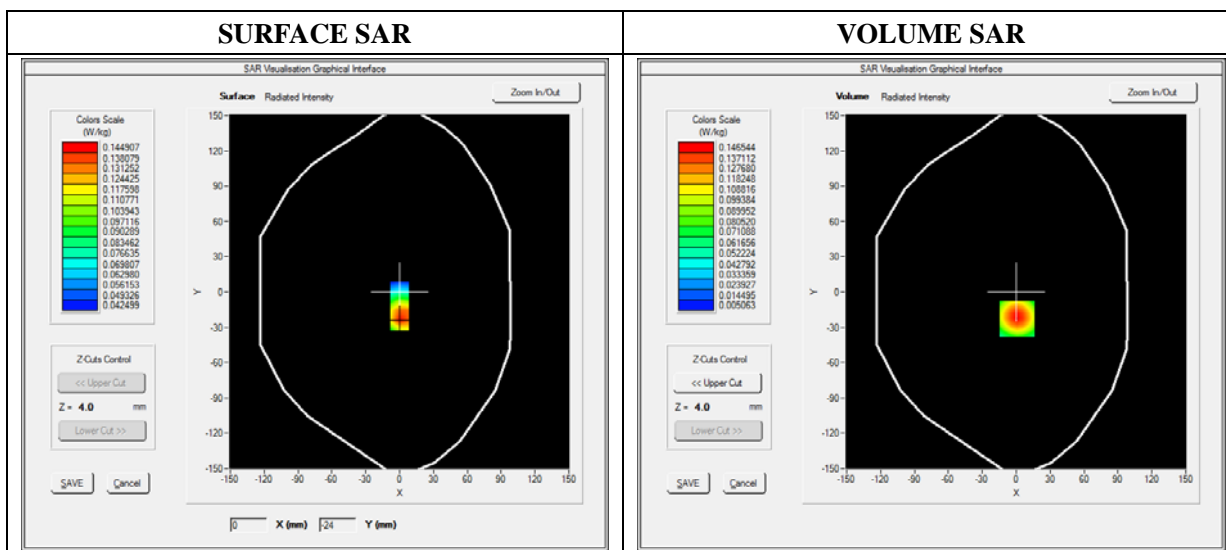
E-field Probe: SSE5 - SN 09/13 EP168; ConvF: 5.70; Calibrated: 03/21/2014

### A. Experimental conditions

<b>Area Scan</b>	sam_direct_droit2_surf8mm.txt
<b>Phantom</b>	Flat Plane
<b>Device Position</b>	Back
<b>Band</b>	WiFi_802.11n-HT20
<b>Channels</b>	High
<b>Signal</b>	Duty Cycle: 1.00 (Crest factor: 1.00)

### B. SAR Measurement Results

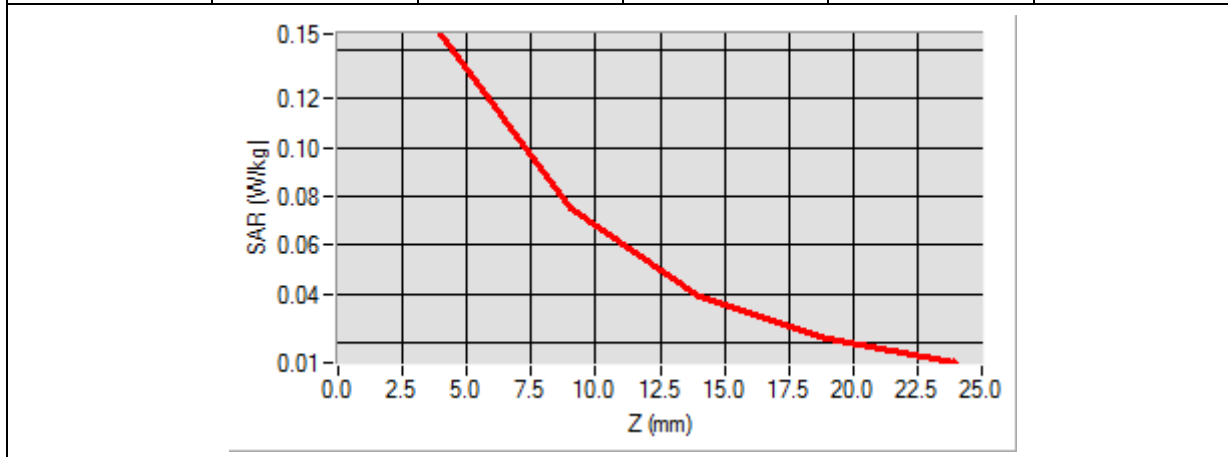
<b>Frequency (MHz)</b>	2472.000000
<b>Relative Permittivity (real part)</b>	51.082401
<b>Conductivity (S/m)</b>	1.910245
<b>Power Variation (%)</b>	0.542660
<b>Ambient Temperature</b>	21.1
<b>Liquid Temperature</b>	21.2



Maximum location: X=1.00, Y=-23.00

SAR 10g (W/Kg)	0.073009
SAR 1g (W/Kg)	0.137327

Z (mm)	0.00	4.00	9.00	14.00	19.00
SAR (W/Kg)	0.0000	0.1465	0.0752	0.0388	0.0214



<b>3D screen shot</b>	<b>Hot spot position</b>

# MEASUREMENT 58

Type: Phone measurement (Complete)

Date of measurement: 06/03/2014

Measurement duration: 12 minutes 3 seconds

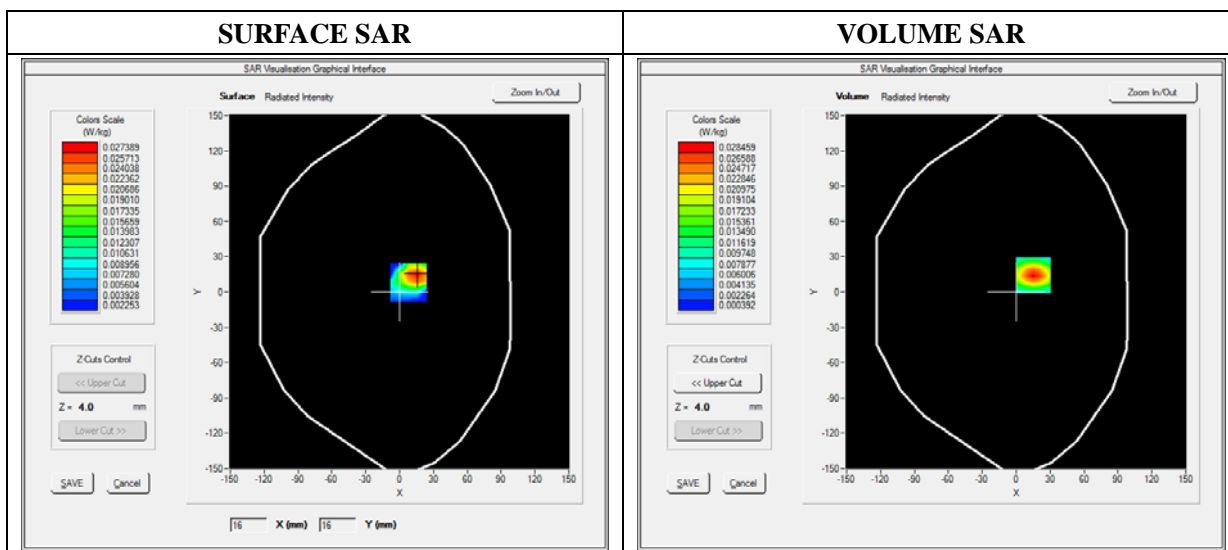
E-field Probe: SSE5 - SN 09/13 EP168; ConvF: 5.70; Calibrated: 03/21/2014

### A. Experimental conditions

<b>Area Scan</b>	sam_direct_droit2_surf8mm.txt
<b>Phantom</b>	Flat Plane
<b>Device Position</b>	Top Side
<b>Band</b>	WiFi_802.11n-HT20
<b>Channels</b>	High
<b>Signal</b>	Duty Cycle: 1.00 (Crest factor: 1.00)

### B. SAR Measurement Results

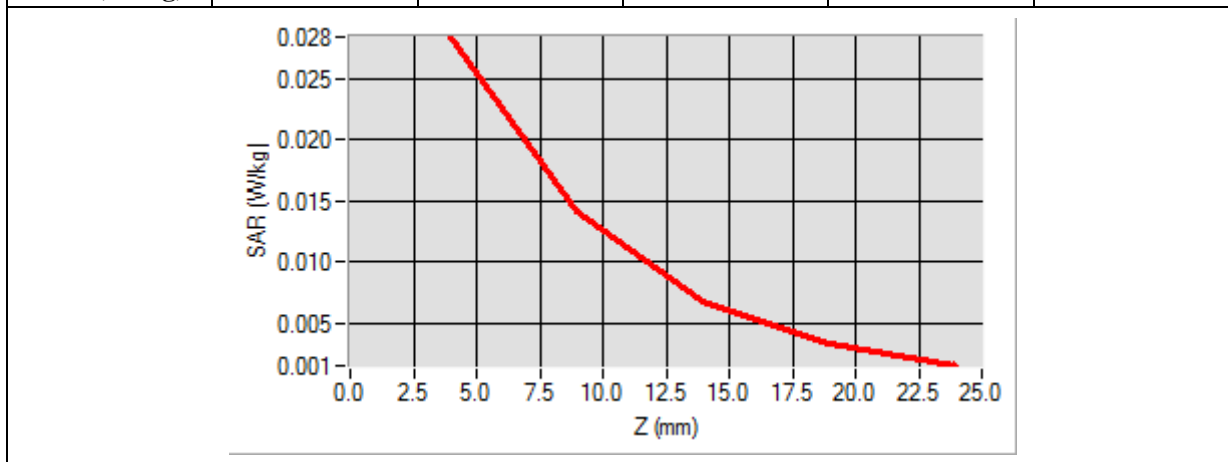
<b>Frequency (MHz)</b>	2472.000000
<b>Relative Permittivity (real part)</b>	51.082401
<b>Conductivity (S/m)</b>	1.910245
<b>Power Variation (%)</b>	0.542660
<b>Ambient Temperature</b>	21.1
<b>Liquid Temperature</b>	21.2



Maximum location: X=15.00, Y=14.00

SAR 10g (W/Kg)	0.009194
SAR 1g (W/Kg)	0.015691

Z (mm)	0.00	4.00	9.00	14.00	19.00
SAR (W/Kg)	0.0000	0.0175	0.0117	0.0058	0.0061



<b>3D screen shot</b>	<b>Hot spot position</b>

# MEASUREMENT 59

Type: Phone measurement (Complete)

Date of measurement: 06/03/2014

Measurement duration: 12 minutes 3 seconds

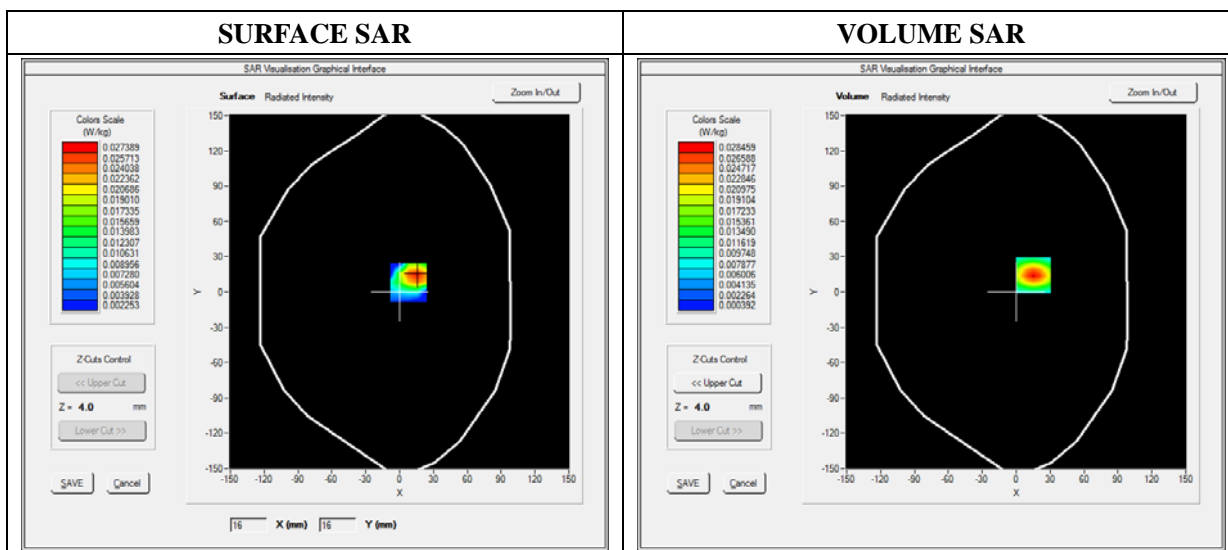
E-field Probe: SSE5 - SN 09/13 EP168; ConvF: 5.70; Calibrated: 03/21/2014

### A. Experimental conditions

<b>Area Scan</b>	sam_direct_droit2_surf8mm.txt
<b>Phantom</b>	Flat Plane
<b>Device Position</b>	Right Side
<b>Band</b>	WiFi_802.11n-HT20
<b>Channels</b>	High
<b>Signal</b>	Duty Cycle: 1.00 (Crest factor: 1.00)

### B. SAR Measurement Results

<b>Frequency (MHz)</b>	2472.000000
<b>Relative Permittivity (real part)</b>	51.082401
<b>Conductivity (S/m)</b>	1.910245
<b>Power Variation (%)</b>	0.542660
<b>Ambient Temperature</b>	21.1
<b>Liquid Temperature</b>	21.2

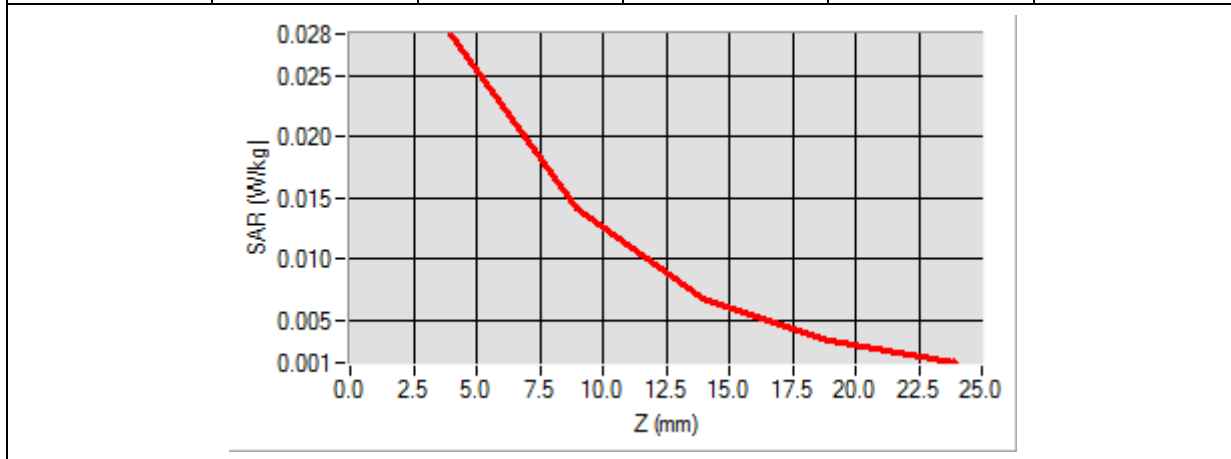




Maximum location: X=15.00, Y=14.00

SAR 10g (W/Kg)	0.011245
SAR 1g (W/Kg)	0.025488

Z (mm)	0.00	4.00	9.00	14.00	19.00
SAR (W/Kg)	0.0000	0.0291	0.0100	0.0046	0.0026



<b>3D screen shot</b>	<b>Hot spot position</b>

# MEASUREMENT 60

Type: Phone measurement (Complete)

Date of measurement: 06/03/2014

Measurement duration: 12 minutes 3 seconds

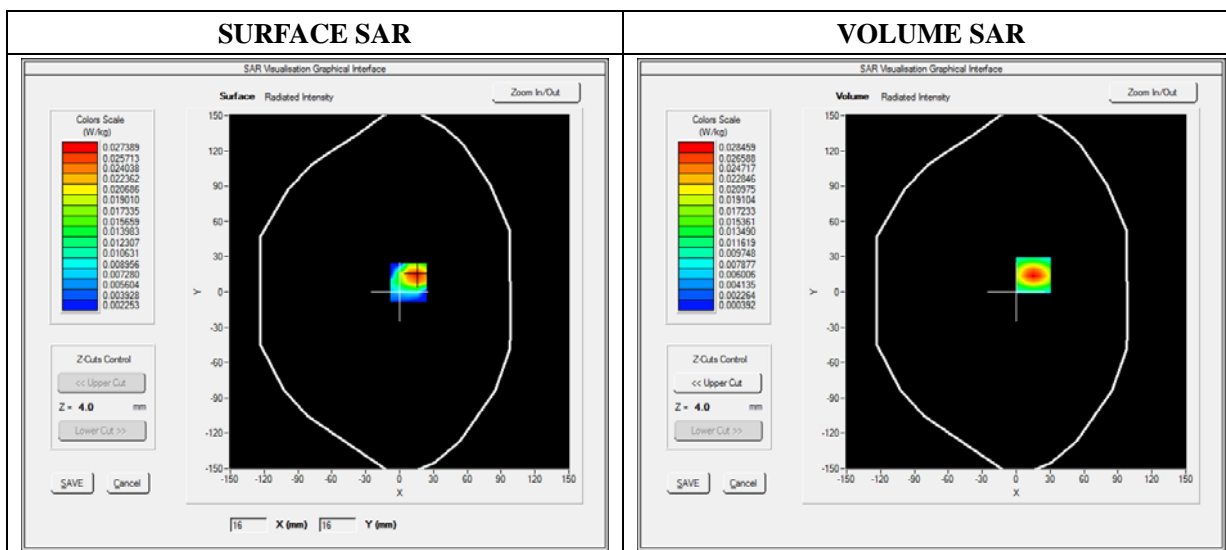
E-field Probe: SSE5 - SN 09/13 EP168; ConvF: 5.70; Calibrated: 03/21/2014

### A. Experimental conditions

<b>Area Scan</b>	sam_direct_droit2_surf8mm.txt
<b>Phantom</b>	Flat Plane
<b>Device Position</b>	Left Side
<b>Band</b>	WiFi_802.11n-HT20
<b>Channels</b>	High
<b>Signal</b>	Duty Cycle: 1.00 (Crest factor: 1.00)

### B. SAR Measurement Results

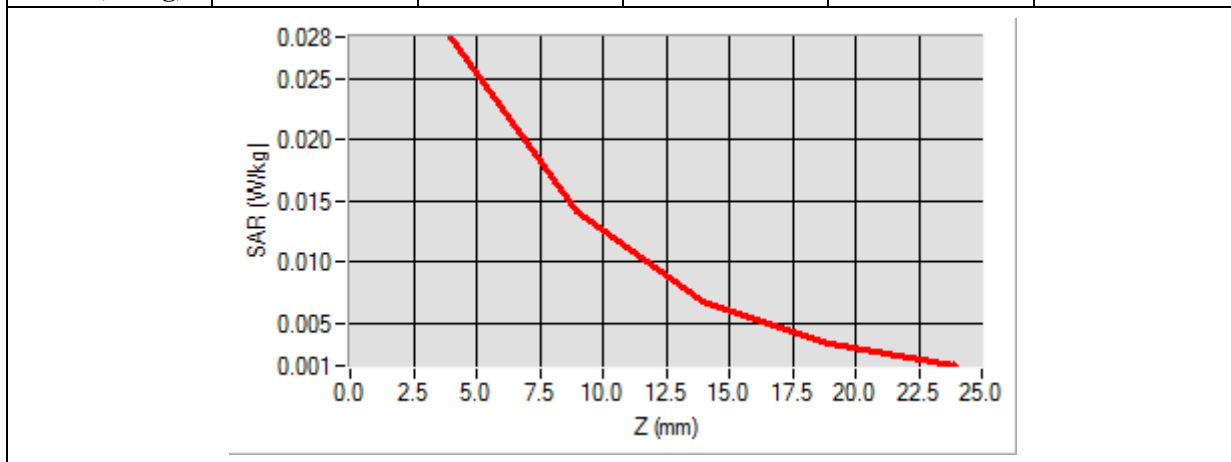
<b>Frequency (MHz)</b>	2472.000000
<b>Relative Permittivity (real part)</b>	51.082401
<b>Conductivity (S/m)</b>	1.910245
<b>Power Variation (%)</b>	0.542660
<b>Ambient Temperature</b>	21.1
<b>Liquid Temperature</b>	21.2



Maximum location: X=15.00, Y=14.00

SAR 10g (W/Kg)	0.011159
SAR 1g (W/Kg)	0.025047

Z (mm)	0.00	4.00	9.00	14.00	19.00
SAR (W/Kg)	0.0000	0.0285	0.0100	0.0044	0.0024



<b>3D screen shot</b>	<b>Hot spot position</b>

# MEASUREMENT 61

Type: Phone measurement (Complete)

Date of measurement: 06/03/2014

Measurement duration: 12 minutes 3 seconds

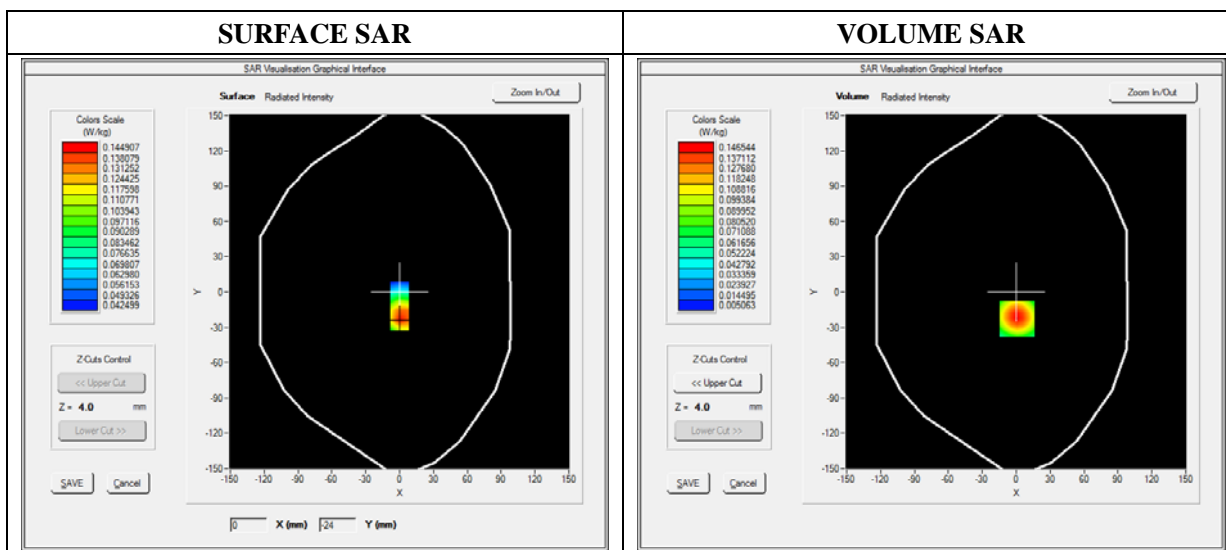
E-field Probe: SSE5 - SN 09/13 EP168; ConvF: 5.70; Calibrated: 03/21/2014

### A. Experimental conditions

<b>Area Scan</b>	sam_direct_droit2_surf8mm.txt
<b>Phantom</b>	Flat Plane
<b>Device Position</b>	Back(Body with headset)
<b>Band</b>	WiFi_802.11n-HT20
<b>Channels</b>	High
<b>Signal</b>	Duty Cycle: 1.00 (Crest factor: 1.00)

### B. SAR Measurement Results

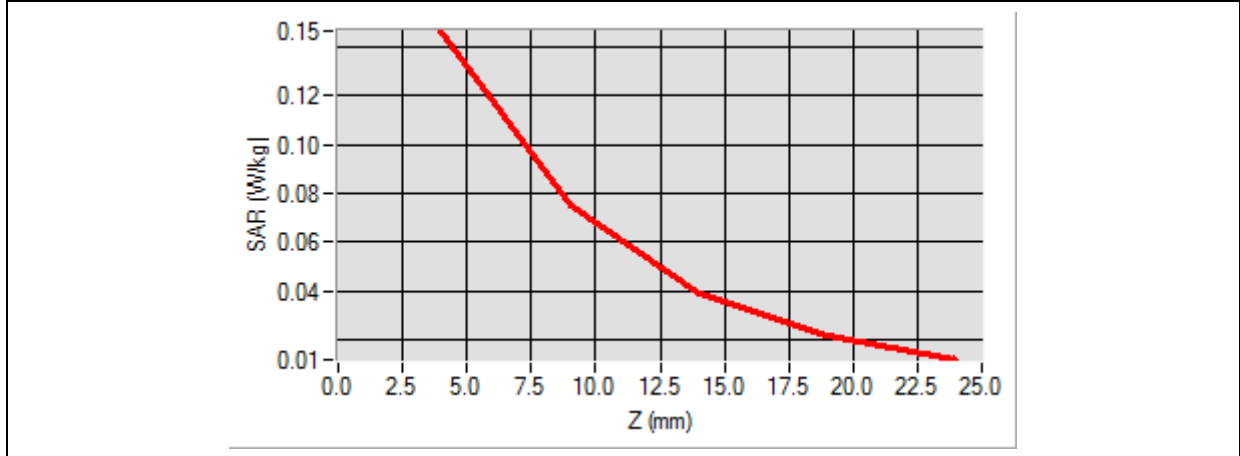
<b>Frequency (MHz)</b>	2472.000000
<b>Relative Permittivity (real part)</b>	51.082401
<b>Conductivity (S/m)</b>	1.910245
<b>Power Variation (%)</b>	0.542660
<b>Ambient Temperature</b>	21.1
<b>Liquid Temperature</b>	21.2



**Maximum location: X=1.00, Y=-23.00**

<b>SAR 10g (W/Kg)</b>	<b>0.071140</b>
<b>SAR 1g (W/Kg)</b>	<b>0.136258</b>

<b>Z (mm)</b>	<b>0.00</b>	<b>4.00</b>	<b>9.00</b>	<b>14.00</b>	<b>19.00</b>
<b>SAR (W/Kg)</b>	<b>0.0000</b>	<b>0.1465</b>	<b>0.0752</b>	<b>0.0388</b>	<b>0.0214</b>



<b>3D screen shot</b>	<b>Hot spot position</b>

# MEASUREMENT 62

Type: Phone measurement (Complete)

Date of measurement: 06/03/2014

Measurement duration: 12 minutes 3 seconds

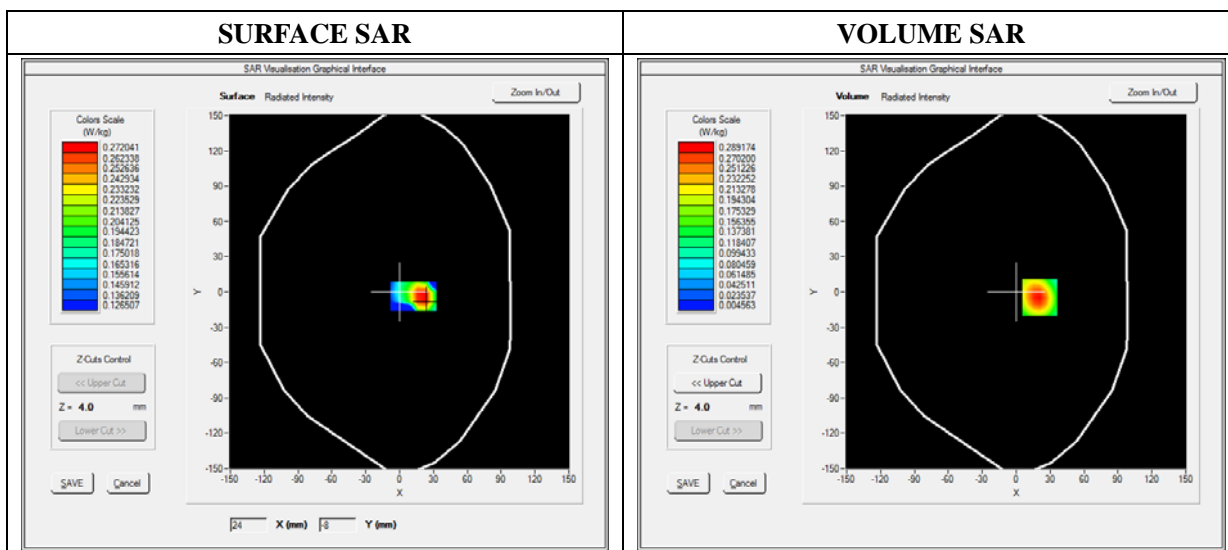
E-field Probe: SSE5 - SN 09/13 EP168; ConvF: 5.70; Calibrated: 03/21/2014

### A. Experimental conditions

<b>Area Scan</b>	sam_direct_droit2_surf8mm.txt
<b>Phantom</b>	Flat Plane
<b>Device Position</b>	Front(Body with headset)
<b>Band</b>	WiFi_802.11n-HT20
<b>Channels</b>	High
<b>Signal</b>	Duty Cycle: 1.00 (Crest factor: 1.00)

### B. SAR Measurement Results

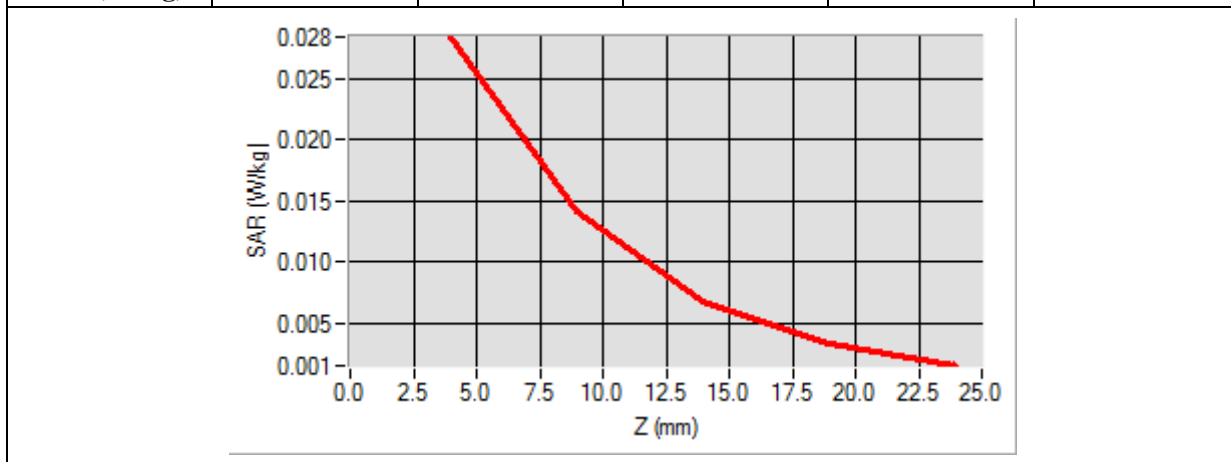
<b>Frequency (MHz)</b>	2472.000000
<b>Relative Permittivity (real part)</b>	51.082401
<b>Conductivity (S/m)</b>	1.910245
<b>Power Variation (%)</b>	0.542660
<b>Ambient Temperature</b>	21.1
<b>Liquid Temperature</b>	21.2



Maximum location: X=15.00, Y=14.00

SAR 10g (W/Kg)	0.014266
SAR 1g (W/Kg)	0.031251

Z (mm)	0.00	4.00	9.00	14.00	19.00
SAR (W/Kg)	0.0000	0.0352	0.0212	0.0101	0.0092



<p><b>3D screen shot</b></p>	<p><b>Hot spot position</b></p>


## Annex C. EUT Photos

---

### EUT View\_Front




### EUT View\_Back





**Antenna View**



## Annex D. Test Setup Photos


---

### Test View 1 (Right Head)

**Cheek**




**Tilt**




**Test View 2 (Left Head)**

**Cheek**



**Tilt**



**Test View 3**

**Body Back**



**Right side**



**Left side**



**Top side**



**Bottom Side**



**Body-worn**



## **Annex E. Calibration Certificate**

---

*Please refer to the exhibit for the calibration certificate*

**\*\*\*\*\* END OF REPORT \*\*\*\*\***